

Apricot Inspections, Airfreight & Shipments UK, Europe & Middle East

**Week 47
2009/2010**

Information supplied:

**Estimate
Industry Inspections
Industry Airfreight & Shipments**

Please note:

- 1. Cumulative airfreight & shipment volume is indicated on the right hand axis.**
- 2. Weekly airfreight & shipment volume is indicated on the left hand axis.**

**Issued by Stone Joint Marketing Forum
In co-operation with PPECB**

For enquiries, please contact:

Stefan Conradie: Office: 021-870 2923 or Cell: 083 264 7101

Suzelna Louw: 021-870 2900

Table of Contents

Stone Fruit Export Estimate: All Markets.....	1
Apricot Export Estimate per Cultivar.....	1
Apricots Passed For Export.....	2
Apricots Passed For Export per cultivar: Week 40-47.....	2
UK Market: Apricot Airfreight & Shipments	3
European Market: Airfreight & Shipments.....	3
Middle East Market: Airfreight & Shipments.....	4

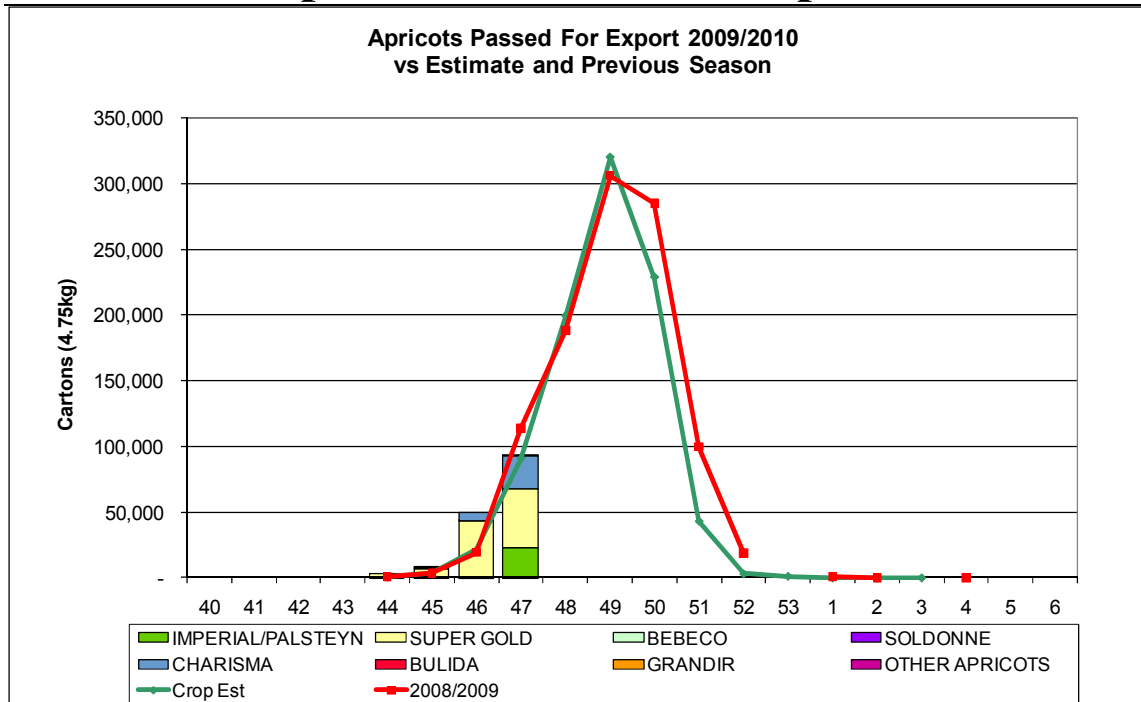
Stone Fruit Export Estimate: All Markets

Product	Carton eq (kg)	2006/2007	2007/2008	2008/2009	3 yr avg	Est 2009/2010	2009/2010 vs Previous Season	
APRICOTS	4.75	658,329	813,444	1,035,392	835,721	922,800	-11%	-112,592
NECTARINES	2.5	1,868,740	1,953,724	1,969,146	1,930,537	2,130,011	8%	160,865
PEACHES	2.5	795,159	956,088	942,370	897,872	915,366	-3%	-27,003
PLUMS/PRUNES	5.25	7,741,120	8,836,747	8,896,927	8,491,598	8,995,410	1%	98,484
Grand Total		11,063,348	12,560,003	12,843,834	12,155,728	12,963,587	1%	119,753

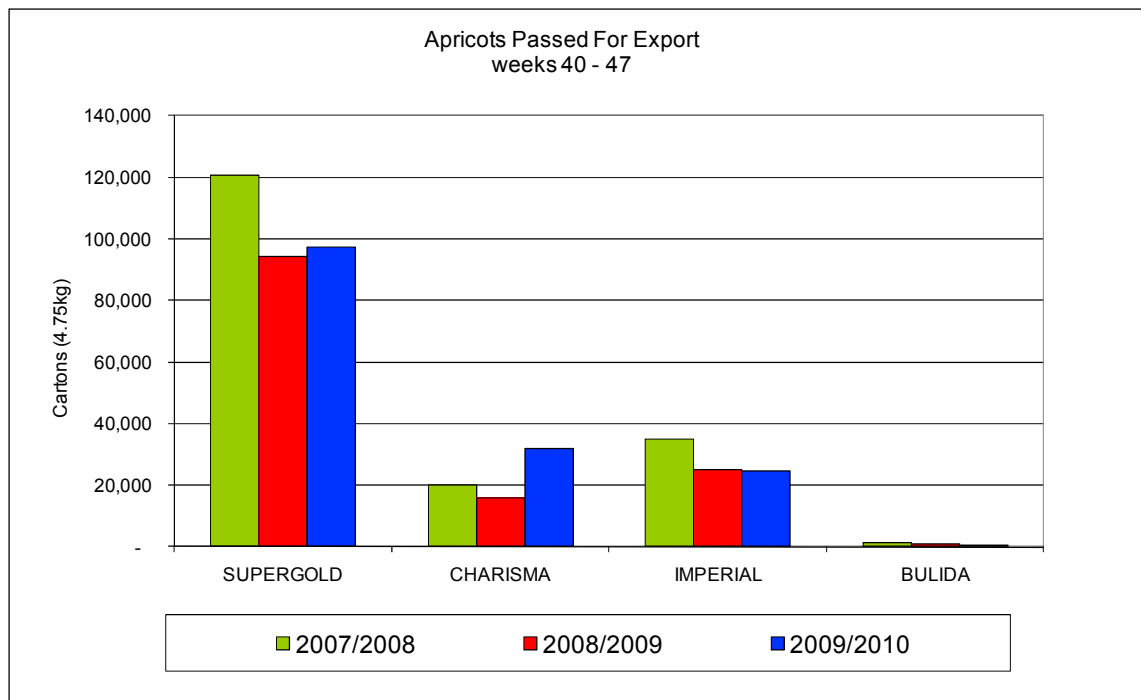
Apricot Export Estimate per Cultivar

Cultivar	2006/2007	2007/2008	2008/2009	3 yr avg	Est 2009/2010	Est vs Previous Season	
IMPERIAL / PALSTEYN	386,090	463,314	609,492	486,299	540,445	-69,048	-11%
SUPER GOLD	116,813	132,154	176,498	141,822	148,887	-27,612	-16%
BEBECO	67,880	98,855	101,474	89,403	89,618	-11,857	-12%
SOLDONNE	51,894	64,540	80,124	65,520	71,612	-8,512	-11%
CHARISMA	13,590	28,071	58,026	33,229	59,538	1,511	3%
BULIDA	5,081	17,554	2,278	8,304	6,557	4,279	188%
GRANDIR	2,467	5,614	2,641	3,574	2,297	-343	-13%
PEEKA	2,206	1,053	2,299	1,853	1,967	-332	-14%
EXPERIMENTAL APRICOTS	7,237	1,562	1,910	3,570	1,702	-208	-11%
OTHER	5,069	728	649	2,149	178	-470	-73%
Grand Total	658,329	813,444	1,035,392	835,721	922,800	-112,592	-11%

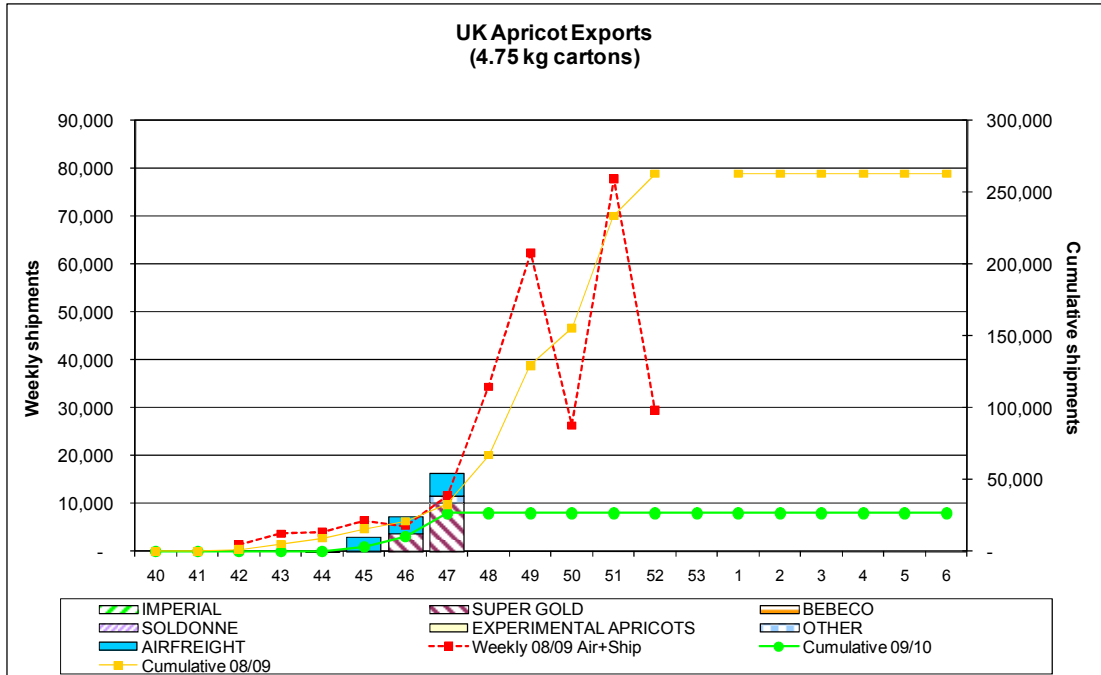
Apricots Passed For Export



Apricots Passed For Export per cultivar: Week 40-47

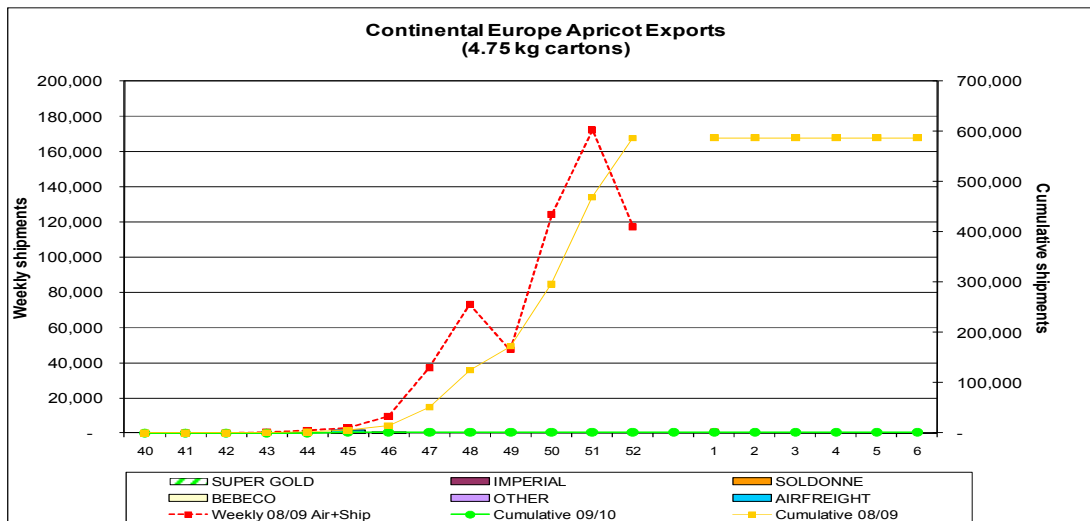


UK Market: Apricot Airfreight & Shipments



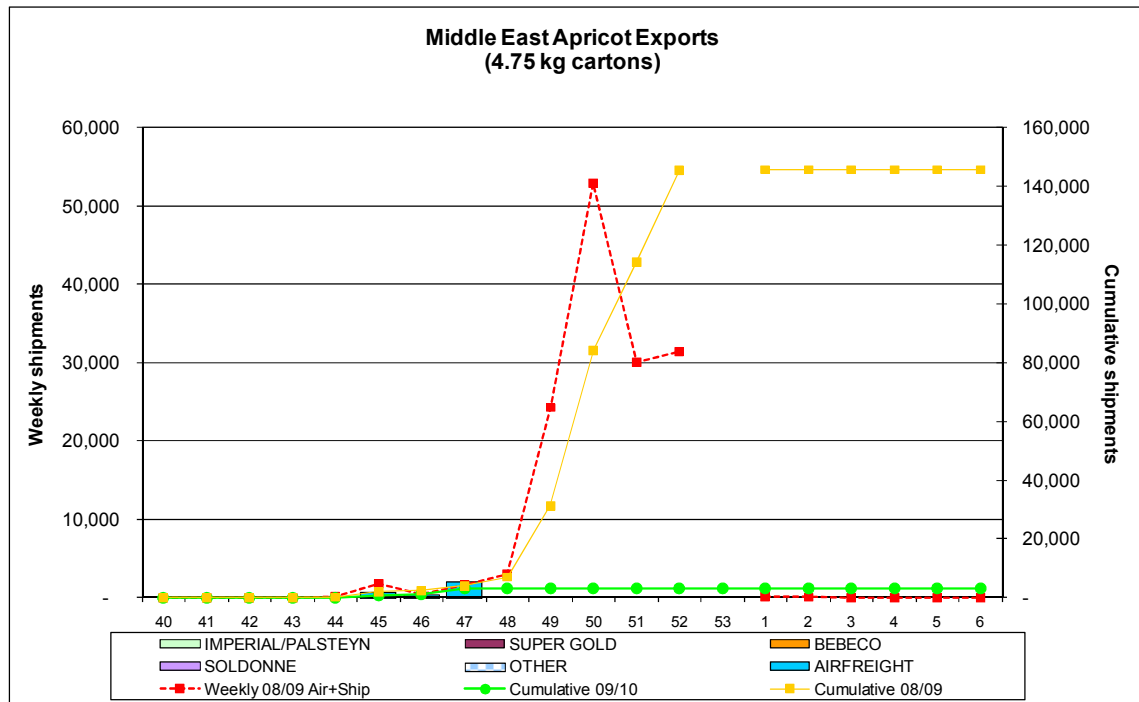
Weekly volumes	2008/2009	2009/2010	Difference	
Week 47	11,741	16,346	4,605	39%
Cumulative volumes				
Week 40 to 47	32,715	26,717	-5,998	-18%

European Market: Airfreight & Shipments



Weekly volumes	2008/2009	2009/2010	Difference	
Week 47	37,107	-	-37,107	-100%
Cumulative volumes				
Week 40 to 47	52,036	2,255	-49,781	-96%

Middle East Market: Airfreight & Shipments



Weekly volumes	2008/2009	2009/2010	Difference	
Week 47	1,647	2,004	357	22%
Cumulative volumes				
Week 40 to 47	3,974	3,070	-904	-23%