

# **Apricot Inspections, Airfreight & Shipments UK, Europe & Middle East**

**Week 48  
2009/2010**

## **Information supplied:**

**Estimate  
Industry Inspections  
Industry Airfreight & Shipments**

### **Please note:**

- 1. Cumulative airfreight & shipment volume is indicated on the right hand axis.**
- 2. Weekly airfreight & shipment volume is indicated on the left hand axis.**

**Issued by Stone Joint Marketing Forum  
In co-operation with PPECB**

**For enquiries, please contact:**

***Stefan Conradie: Office: 021-870 2923 or Cell: 083 264 7101***

***Suzelna Louw: 021-870 2900***

## **Table of Contents**

Stone Fruit Export Estimate: All Markets.....	1
Apricot Export Estimate per Cultivar.....	1
Apricots Passed For Export.....	2
Apricots Passed For Export per cultivar: Week 40-48.....	2
UK Market: Apricot Airfreight & Shipments .....	3
European Market: Airfreight & Shipments.....	3
Middle East Market: Airfreight & Shipments.....	4

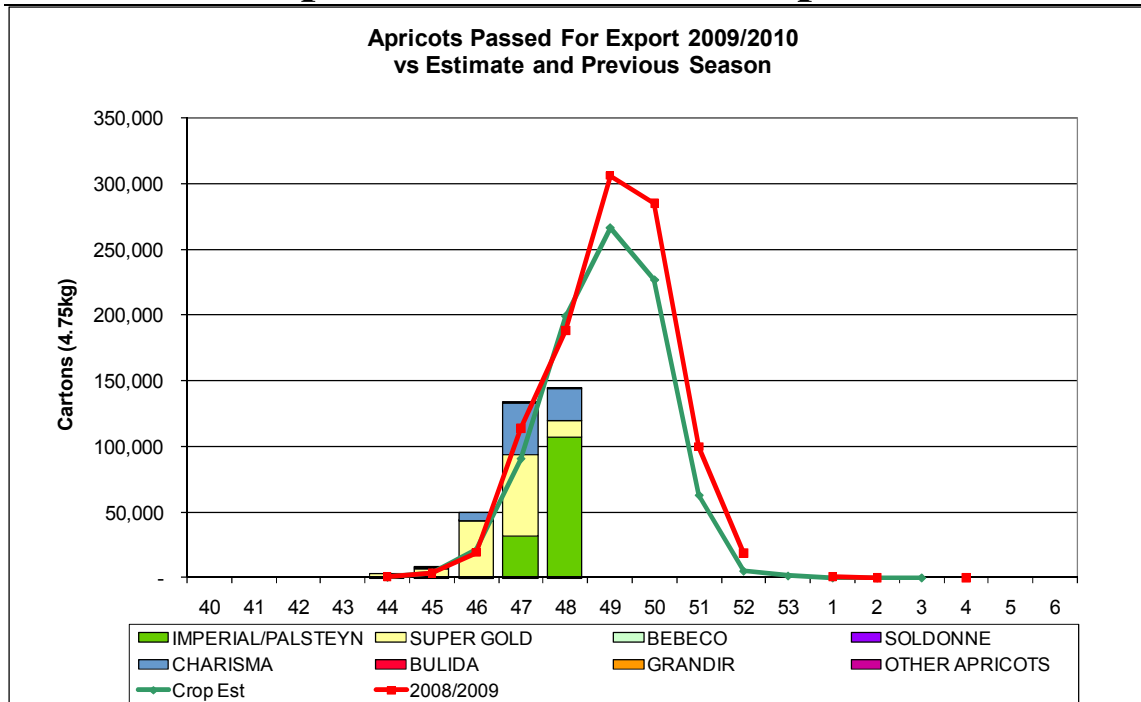
## Stone Fruit Export Estimate: All Markets

Product	Carton eq (kg)	2006/2007	2007/2008	2008/2009	3 yr avg	Est 2009/2010	2009/2010 vs Previous Season	
APRICOTS	4.75	658,329	813,444	1,035,392	835,721	899,376	-13%	-136,016
NECTARINES	2.5	1,868,740	1,953,724	1,969,146	1,930,537	2,134,892	8%	165,746
PEACHES	2.5	795,159	956,088	942,370	897,872	912,473	-3%	-29,896
PLUMS/PRUNES	5.25	7,741,120	8,836,747	8,896,927	8,491,598	8,865,410	0%	-31,516
Grand Total		11,063,348	12,560,003	12,843,834	12,155,728	12,812,151	0%	-31,682

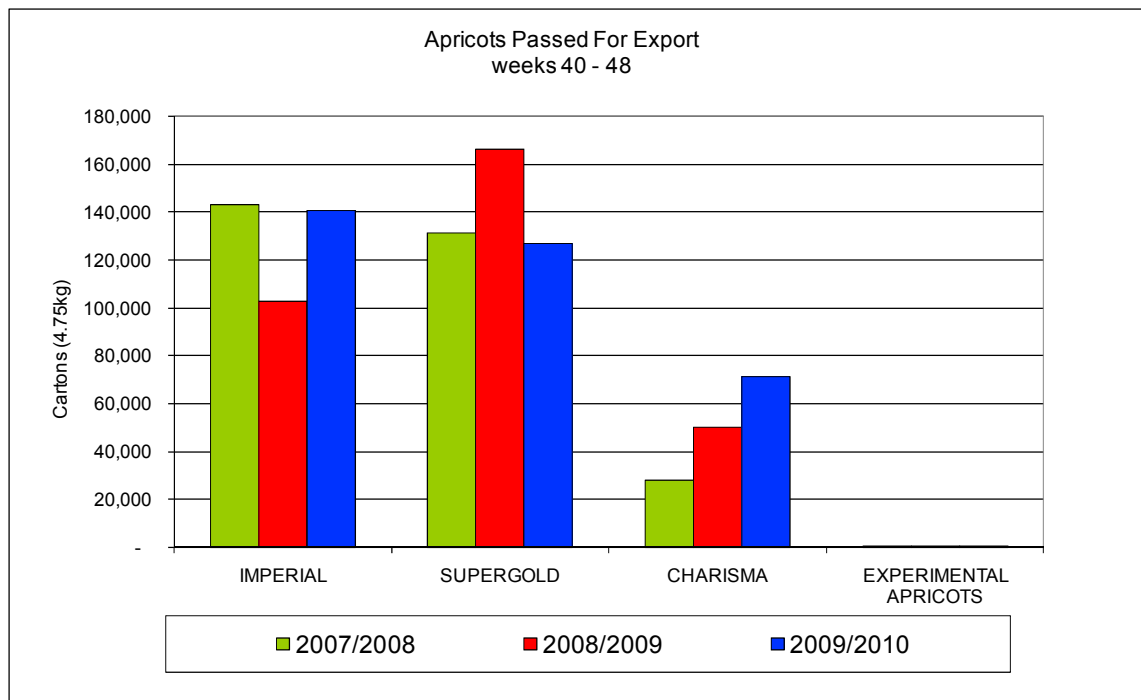
## Apricot Export Estimate per Cultivar

Cultivar	2006/2007	2007/2008	2008/2009	3 yr avg	Est 2009/2010	Est vs Previous Season	
IMPERIAL / PALSTEYN	386,090	463,314	609,492	486,299	529,852	-79,641	-13%
SUPER GOLD	116,813	132,154	176,498	141,822	132,172	-44,326	-25%
BEBECO	67,880	98,855	101,474	89,403	85,618	-15,857	-16%
SOLDONNE	51,894	64,540	80,124	65,520	69,335	-10,789	-13%
CHARISMA	13,590	28,071	58,026	33,229	71,279	13,253	23%
BULIDA	5,081	17,554	2,278	8,304	5,957	3,679	161%
GRANDIR	2,467	5,614	2,641	3,574	1,350	-1,291	-49%
PEEKA	2,206	1,053	2,299	1,853	1,967	-332	-14%
EXPERIMENTAL APRICOTS	7,237	1,562	1,910	3,570	1,669	-241	-13%
OTHER	5,069	728	649	2,149	178	-470	-73%
Grand Total	658,329	813,444	1,035,392	835,721	899,376	-136,016	-13%

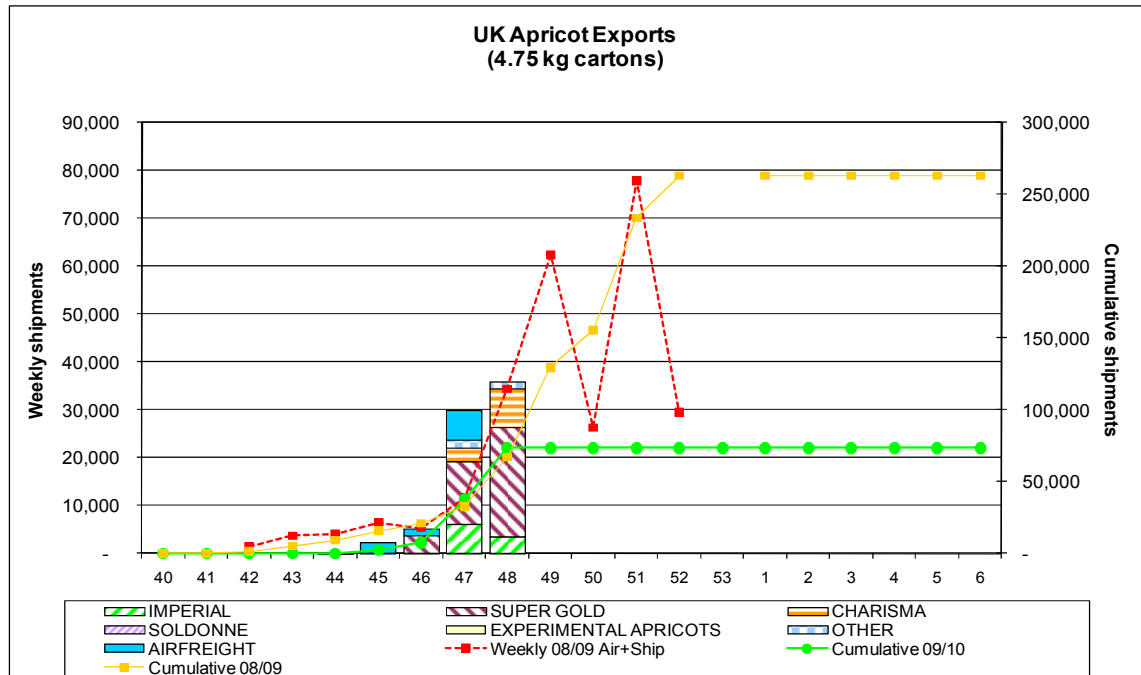
## Apricots Passed For Export



## Apricots Passed For Export per cultivar: Week 40-48

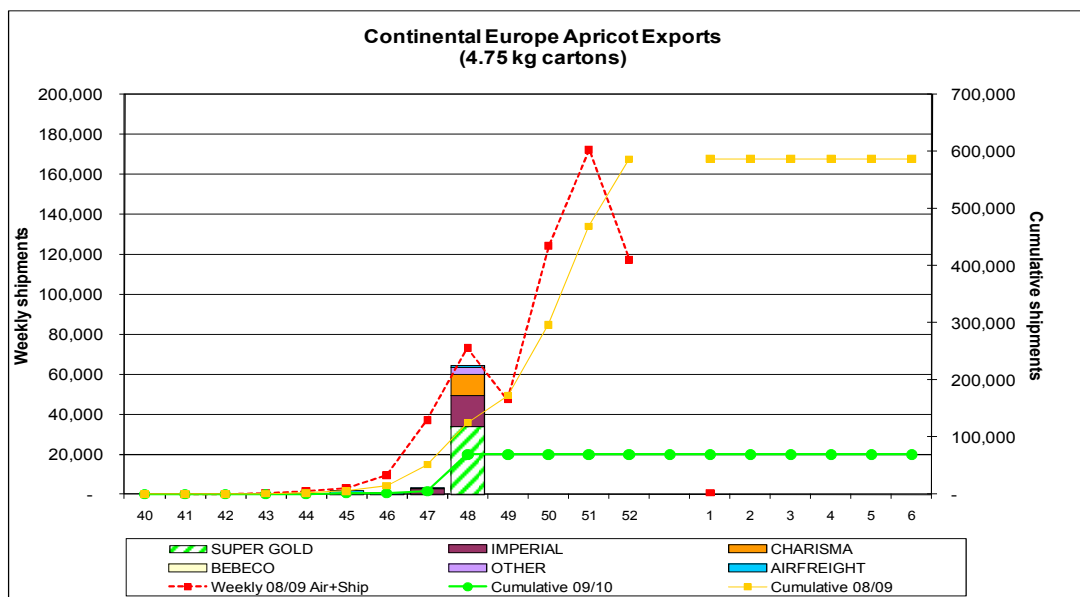


## UK Market: Apricot Airfreight & Shipments



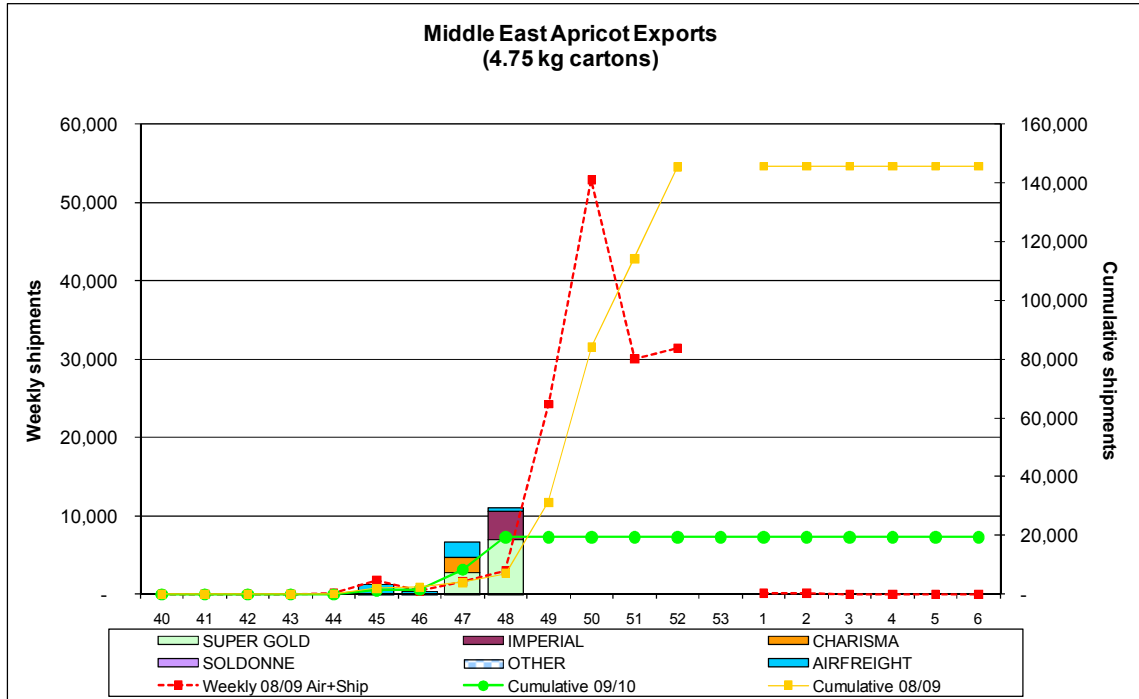
Weekly volumes	2008/2009	2009/2010	Difference	
Week 48	34,439	35,904	1,465	4%
<b>Cumulative volumes</b>				
Week 40 to 48	67,155	73,515	6,360	9%

## European Market: Airfreight & Shipments



Weekly volumes	2008/2009	2009/2010	Difference	
Week 48	73,250	64,405	-8,846	-12%
<b>Cumulative volumes</b>				
Week 40 to 48	125,286	69,520	-55,766	-45%

## Middle East Market: Airfreight & Shipments



Weekly volumes	2008/2009	2009/2010	Difference	
Week 48	3,009	11,009	8,000	266%
<b>Cumulative volumes</b>				
Week 40 to 48	6,983	19,371	12,388	177%