

Apricot Inspections, Airfreight & Shipments UK, Europe & Middle East

**Week 49
2009/2010**

Information supplied:

**Estimate
Industry Inspections
Industry Airfreight & Shipments**

Please note:

- 1. Cumulative airfreight & shipment volume is indicated on the right hand axis.**
- 2. Weekly airfreight & shipment volume is indicated on the left hand axis.**

**Issued by Stone Joint Marketing Forum
In co-operation with PPECB**

For enquiries, please contact:

Stefan Conradie: Office: 021-870 2923 or Cell: 083 264 7101

Suzelna Louw: 021-870 2900

Table of Contents

Stone Fruit Export Estimate: All Markets.....	1
Apricot Export Estimate per Cultivar.....	1
Apricots Passed For Export.....	2
Apricots Passed For Export per cultivar: Week 40-49.....	2
UK Market: Apricot Airfreight & Shipments	3
European Market: Airfreight & Shipments.....	4
Middle East Market: Airfreight & Shipments.....	5

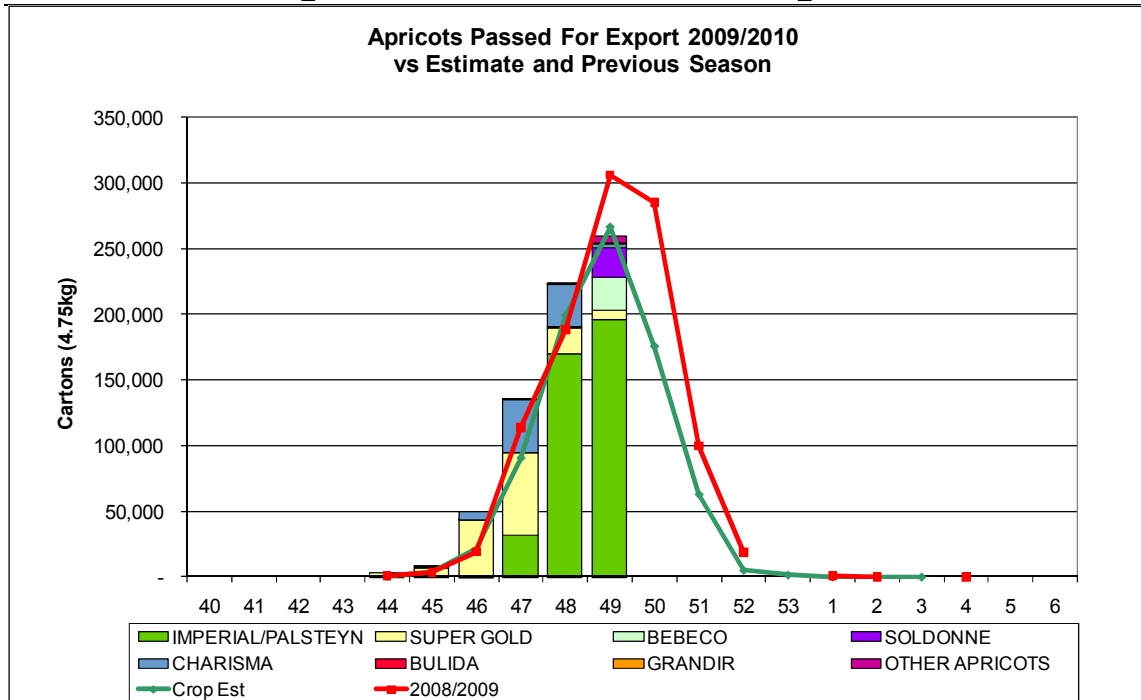
Stone Fruit Export Estimate: All Markets

Product	Carton eq (kg)	2006/2007	2007/2008	2008/2009	3 yr avg	Est 2009/2010	Estimate vs Previous Season	
APRICOTS	4.75	658,329	813,444	1,035,392	835,721	909,545	-12%	-125,847
NECTARINES	2.5	1,868,740	1,953,724	1,969,146	1,930,537	2,208,924	12%	239,779
PEACHES	2.5	795,159	956,088	942,370	897,872	911,273	-3%	-31,096
PLUMS/PRUNES	5.25	7,741,120	8,836,747	8,896,927	8,491,598	8,811,751	-1%	-85,176
Grand Total		11,063,348	12,560,003	12,843,834	12,155,728	12,841,493	0%	-2,340

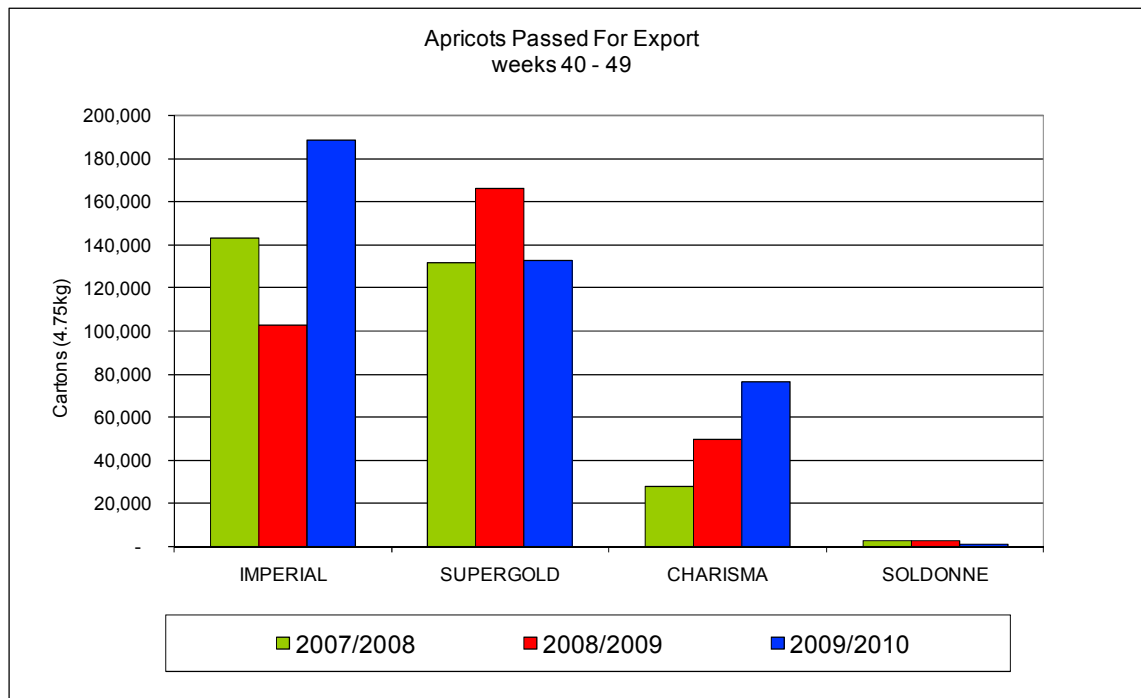
Apricot Export Estimate per Cultivar

Cultivar	2006/2007	2007/2008	2008/2009	3 yr avg	Est 2009/2010	Est vs Previous Season	
IMPERIAL / PALSTEYN	386,090	463,314	609,492	486,299	519,852	-89,641	-15%
SUPER GOLD	116,813	132,154	176,498	141,822	142,698	-33,800	-19%
BEBECO	67,880	98,855	101,474	89,403	85,618	-15,857	-16%
SOLDONNE	51,894	64,540	80,124	65,520	69,335	-10,789	-13%
CHARISMA	13,590	28,071	58,026	33,229	80,921	22,895	39%
BULIDA	5,081	17,554	2,278	8,304	5,957	3,679	161%
GRANDIR	2,467	5,614	2,641	3,574	1,350	-1,291	-49%
PEEKA	2,206	1,053	2,299	1,853	1,967	-332	-14%
EXPERIMENTAL APRICOTS	7,237	1,562	1,910	3,570	1,669	-241	-13%
OTHER	5,069	728	649	2,149	178	-470	-73%
Grand Total	658,329	813,444	1,035,392	835,721	909,545	-125,847	-12%

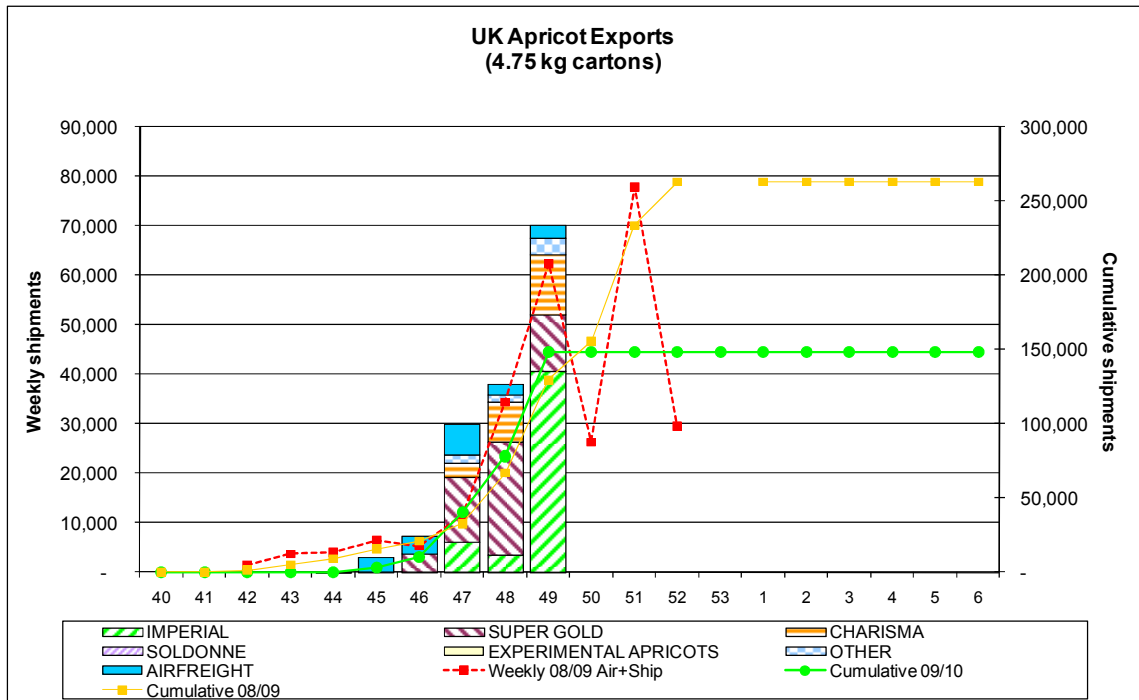
Apricots Passed For Export



Apricots Passed For Export per cultivar: Week 40-49

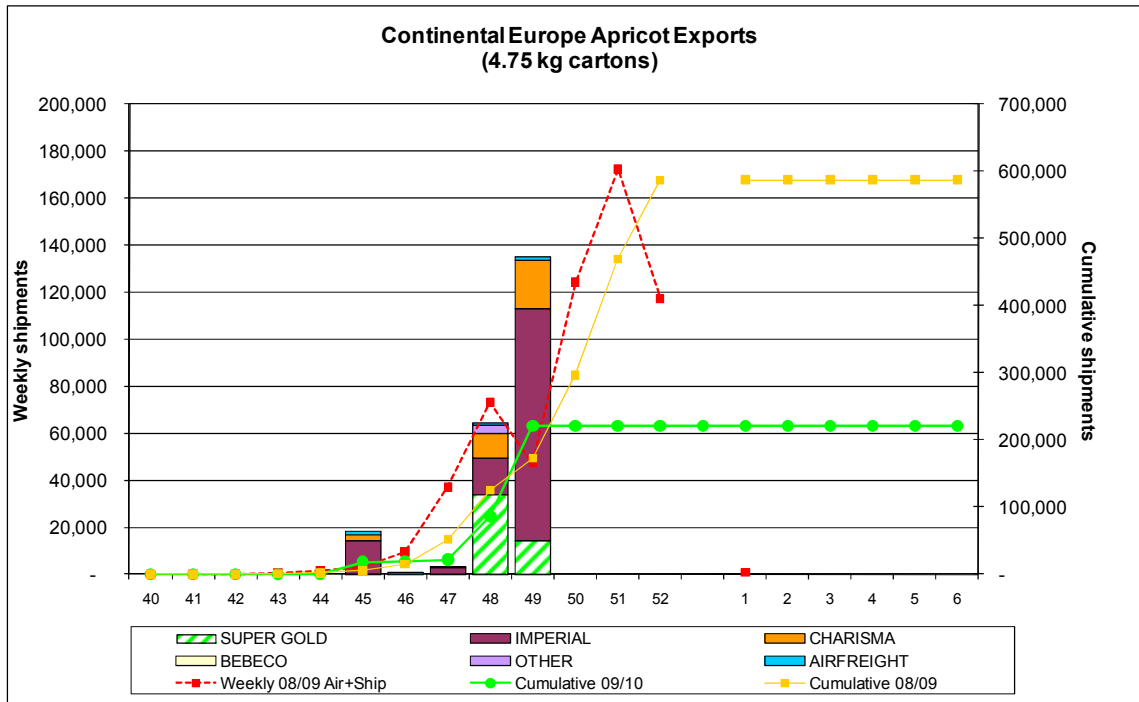


UK Market: Apricot Airfreight & Shipments



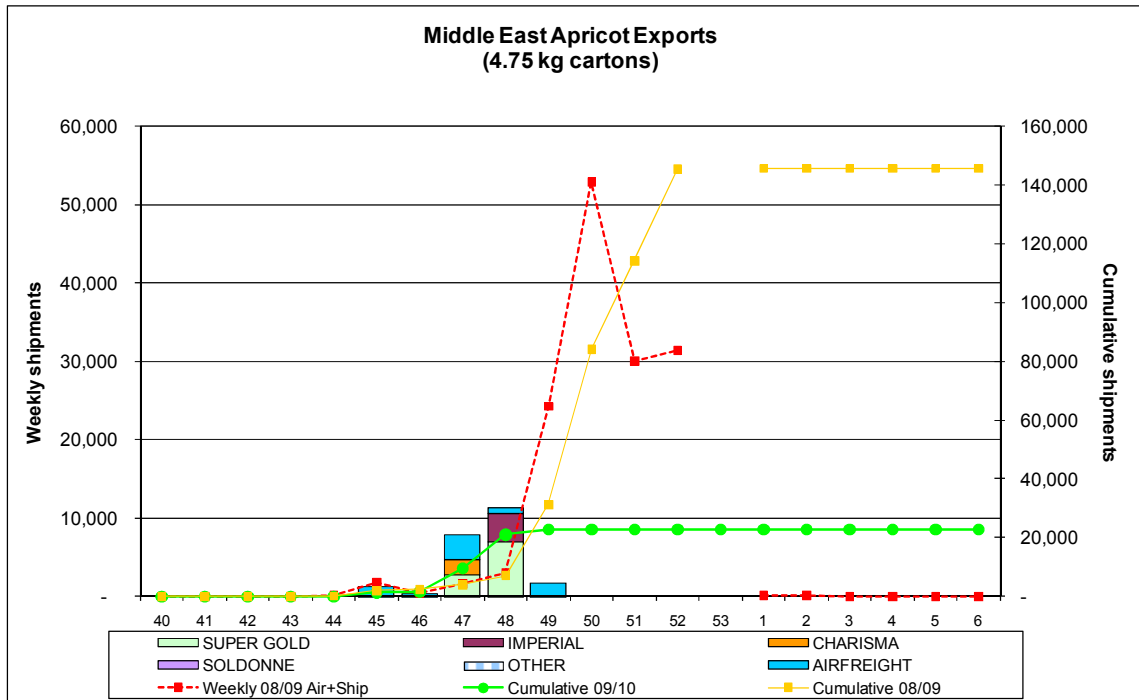
Weekly volumes	2008/2009	2009/2010	Difference	
Week 49	62,322	70,226	7,904	13%
Cumulative volumes				
Week 40 to 49	129,477	148,405	18,928	15%

European Market: Airfreight & Shipments



Weekly volumes	2008/2009	2009/2010	Difference	
Week 49	47,305	134,914	87,609	185%
Cumulative volumes				
Week 40 to 49	172,591	221,077	48,486	28%

Middle East Market: Airfreight & Shipments



Weekly volumes	2008/2009	2009/2010	Difference	
Week 49	24,259	1,669	-22,590	-93%
Cumulative volumes				
Week 40 to 49	31,242	22,614	-8,629	-28%