

# **Apricot Inspections, Airfreight & Shipments UK, Europe & Middle East**

**Week 53  
2009/2010**

## **Information supplied:**

**Estimate  
Industry Inspections  
Industry Airfreight & Shipments**

### **Please note:**

- 1. Cumulative airfreight & shipment volume is indicated on the right hand axis.**
- 2. Weekly airfreight & shipment volume is indicated on the left hand axis.**

**Issued by Stone Joint Marketing Forum  
In co-operation with PPECB**

**For enquiries, please contact:**

***Stefan Conradie: Office: 021-870 2923 or Cell: 083 264 7101***

***Suzelna Louw: 021-870 2900***

## **Table of Contents**

Stone Fruit Export Estimate: All Markets.....	1
Apricot Export Estimate per Cultivar.....	1
Apricots Passed For Export.....	2
Apricots Passed For Export per cultivar: Week 40-53/1.....	2
UK Market: Apricot Airfreight & Shipments .....	3
European Market: Airfreight & Shipments.....	4
Middle East Market: Airfreight & Shipments.....	5

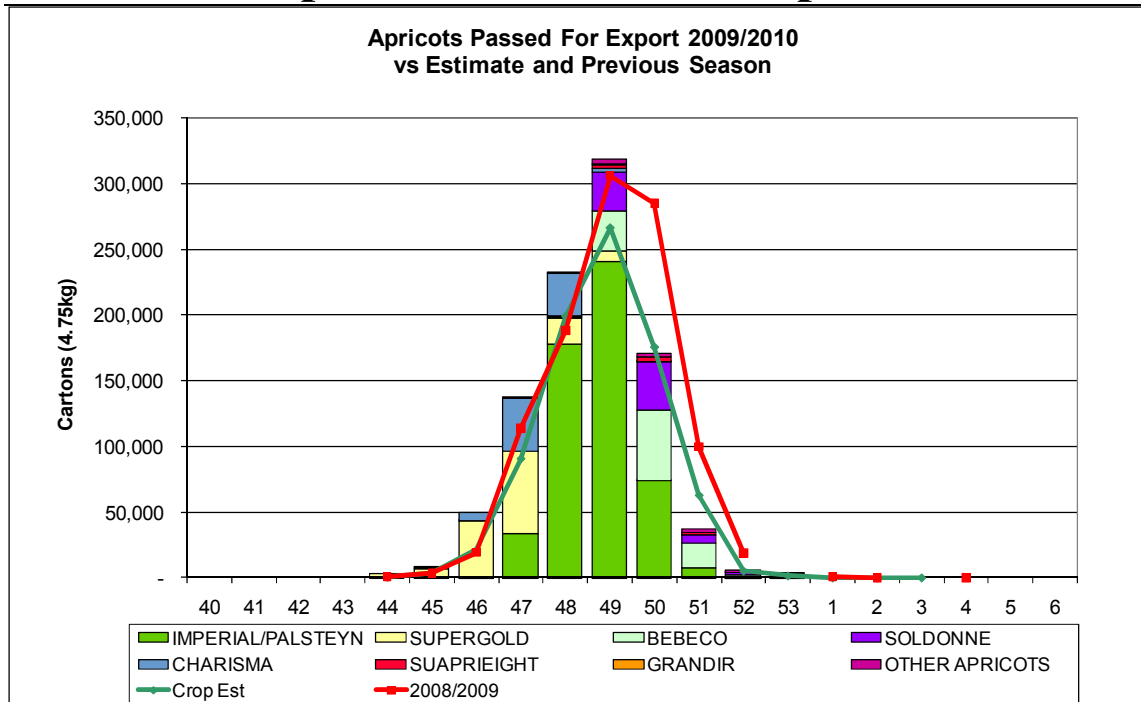
## Stone Fruit Export Estimate: All Markets

Product	Carton eq (kg)	2006/2007	2007/2008	2008/2009	3 yr avg	Est 2009/2010	Estimate vs Previous Season	
APRICOTS	4.75	658,329	813,444	1,035,392	835,721	969,852	-6%	-65,539
NECTARINES	2.5	1,868,740	1,953,724	1,969,146	1,930,537	2,311,460	17%	342,314
PEACHES	2.5	738,442	818,304	854,721	803,822	906,730	6%	52,010
PLUMS/PRUNES	5.25	7,741,120	8,836,747	8,896,927	8,491,598	8,405,541	-6%	-491,385
Grand Total		11,006,631	12,422,219	12,756,185	12,061,678	12,593,584	-1%	-162,601

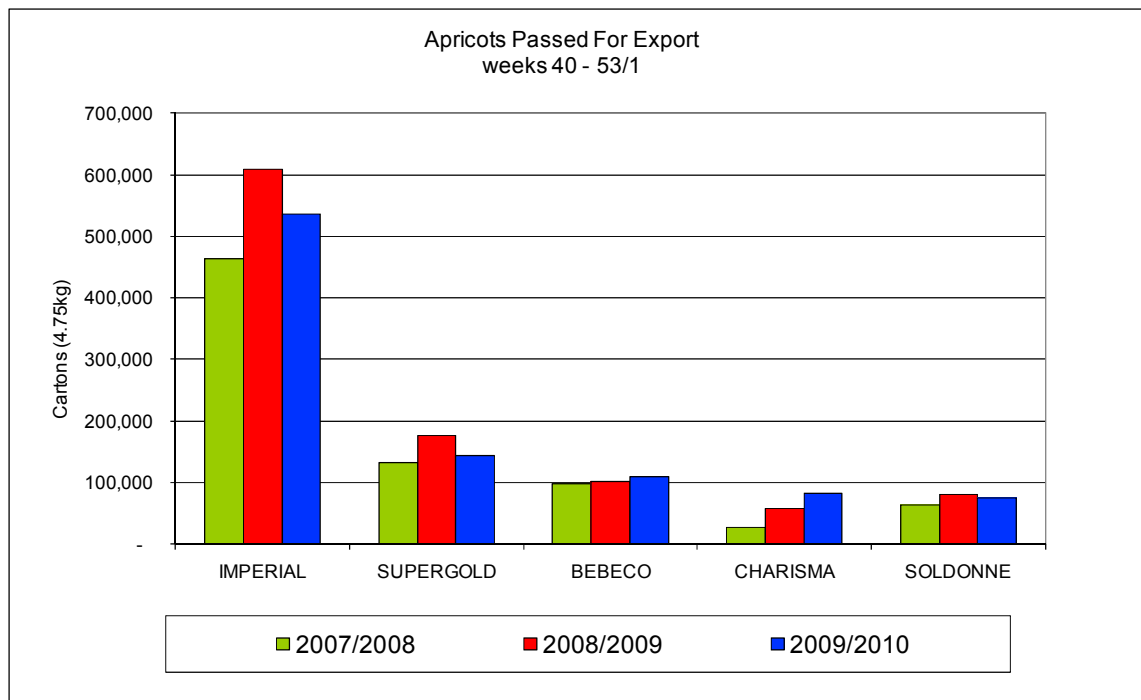
## Apricot Export Estimate per Cultivar

Cultivar	2006/2007	2007/2008	2008/2009	3 yr avg	Est 2009/2010	Est vs Previous Season	
IMPERIAL / PALSTEYN	386,090	463,314	609,492	486,299	536,478	-73,015	-12%
SUPER GOLD	116,813	132,154	176,498	141,822	144,863	-31,636	-18%
BEBECO	67,880	98,855	101,474	89,403	109,115	7,640	8%
SOLDONNE	51,894	64,540	80,124	65,520	75,775	-4,350	-5%
CHARISMA	13,590	28,071	58,026	33,229	82,543	24,517	42%
BULIDA	5,081	17,554	2,278	8,304	2,957	679	30%
GRANDIR	2,467	5,614	2,641	3,574	1,400	-1,241	-47%
PEEKA	2,206	1,053	2,299	1,853	1,967	-332	-14%
EXPERIMENTAL APRICOTS	7,237	1,562	1,910	3,570	4,980	3,070	161%
OTHER	5,069	728	649	2,149	9,777	9,128	1407%
Grand Total	658,329	813,444	1,035,392	835,721	969,852	-65,539	-6%

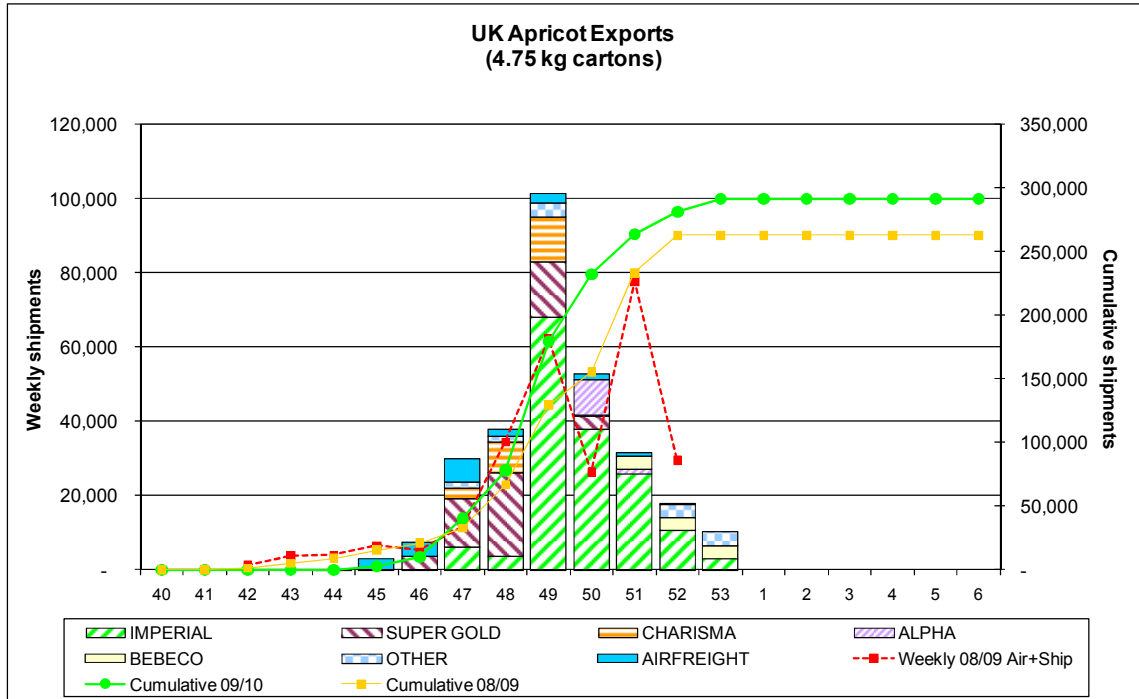
## Apricots Passed For Export



## Apricots Passed For Export per cultivar: Week 40-53/1

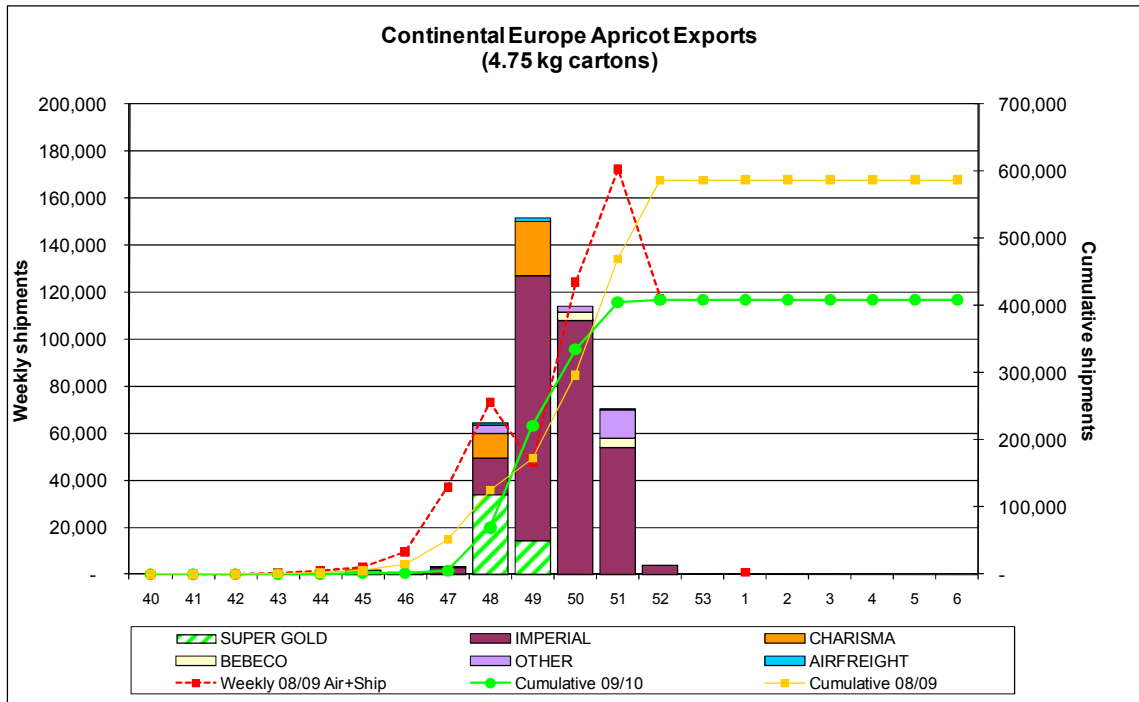


# UK Market: Apricot Airfreight & Shipments



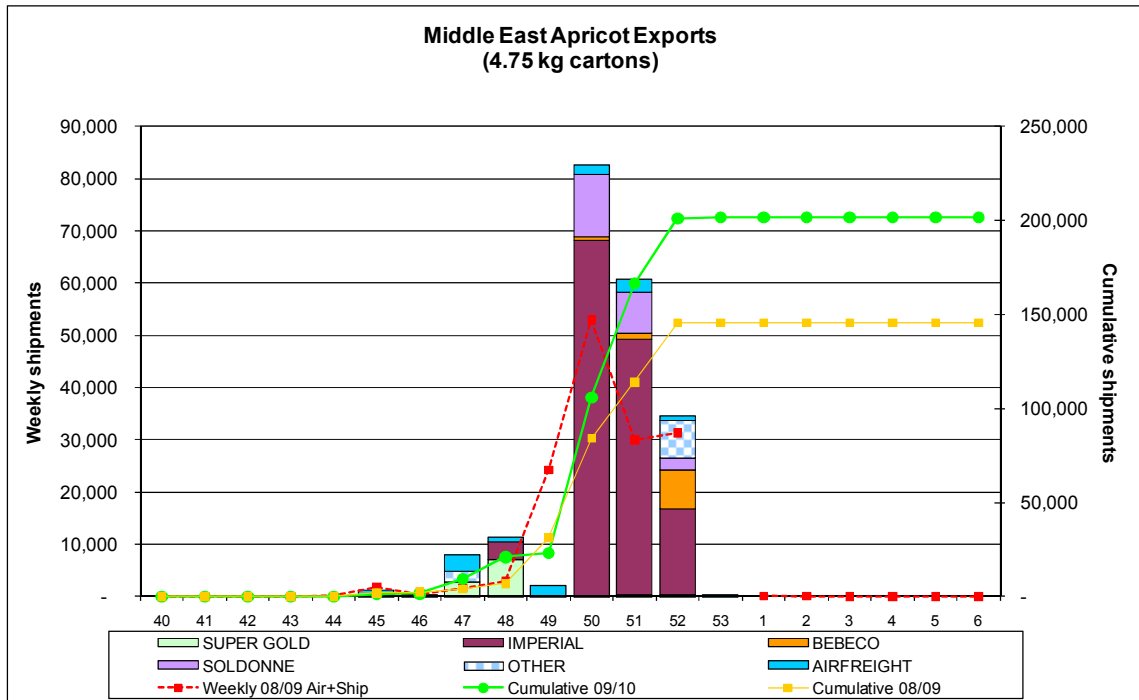
Weekly volumes	2008/2009	2009/2010	Difference	
Week 53	-	10,281	10,281	#DIV/0!
<b>Cumulative volumes</b>				
Week 40 to 53	263,171	291,703	28,532	11%

## European Market: Airfreight & Shipments



Weekly volumes	2008/2009	2009/2010	Difference	
Week 53	-	-	-	#DIV/0!
<b>Cumulative volumes</b>				
Week 40 to 53	586,647	409,352	-177,295	-30%

# Middle East Market: Airfreight & Shipments



Weekly volumes	2008/2009	2009/2010	Difference	
Week 53	-	281	281	#DIV/0!
<b>Cumulative volumes</b>				
Week 40 to 53	145,521	201,547	56,025	38%