

Apricot Inspections, Airfreight & Shipments UK, Europe & Middle East

Week 6

Information supplied:

**Industry Inspections
Industry Airfreight & Shipments**

Please note:

- 1. Cumulative airfreight & shipment volume is indicated on the right hand axis.**
- 2. Weekly airfreight & shipment volume is indicated on the left hand axis.**

**Issued by Stone Joint Marketing Forum
(Stefan Conradie Office: 021-870 2923 or Cell: 083 264 7101)
Compiled by Optimal Agricultural Business Systems (OABS)
(Jacques du Preez Tel: 021-870 2900)
In co-operation with PPECB**

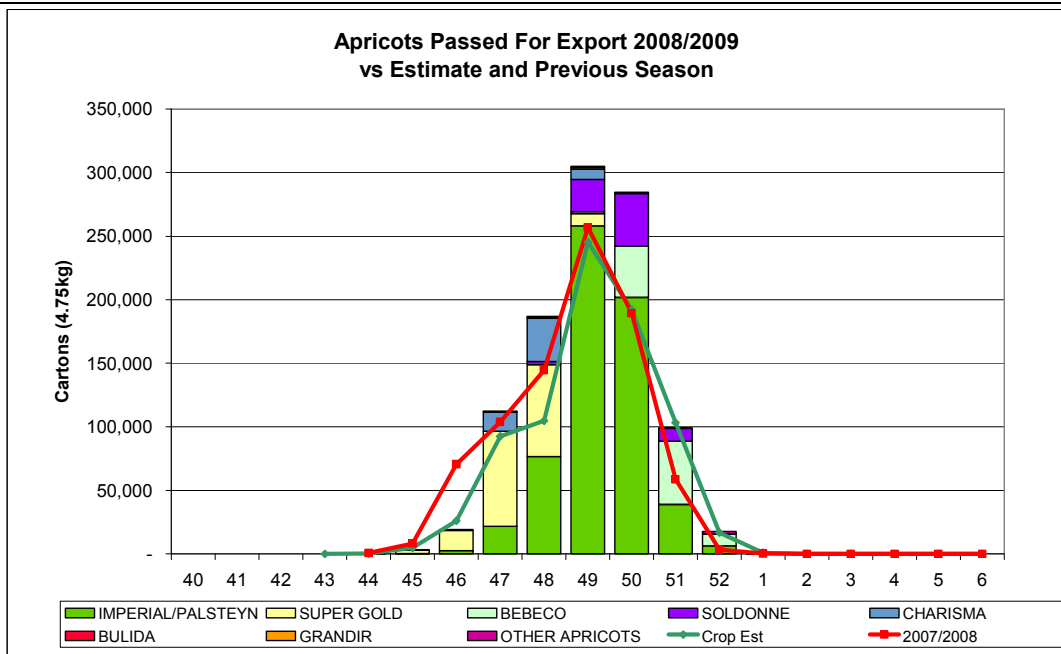
Stone Fruit Export Estimate: All Markets

Product	Carton eq (kg)	2005/2006	2006/2007	2007/2008	3 yr avg	Est 2008/2009	Est vs Previous Season	
APRICOTS	4.75	994,081	652,473	836,938	827,831	1,030,361	23%	193,424
NECTARINES	2.5	1,549,864	1,864,043	1,966,136	1,793,348	1,989,829	1%	23,693
PEACHES	2.5	585,603	794,946	991,496	790,682	938,992	-5%	-52,504
PLUMS/PRUNES	5.25	5,315,360	7,661,930	8,866,919	7,281,403	8,552,830	-4%	-314,089
Grand Total		8,444,907	10,973,392	12,661,490	10,693,263	12,512,013	-1%	-149,477

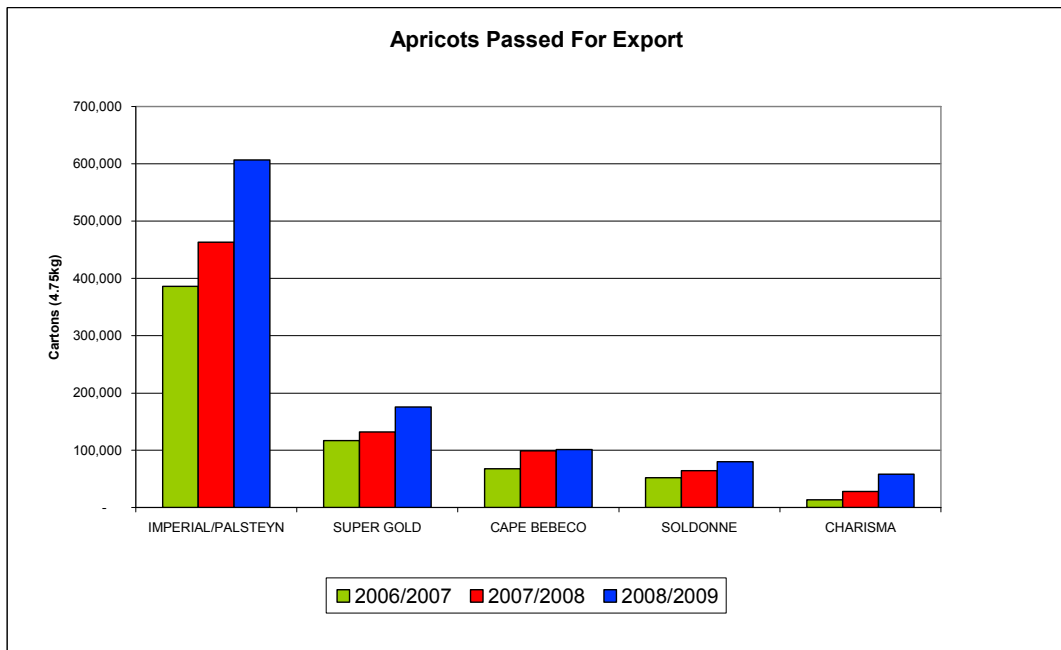
Apricot Export Estimate per Cultivar

Cultivar	2005/2006	2006/2007	2007/2008	3 yr avg	Est 2008/2009	Est vs Previous Season	
IMPERIAL/PALSTEYN	581,062	383,222	477,070	480,452	606,891	129,821	27%
SUPER GOLD	190,471	115,736	137,297	147,834	175,417	38,121	28%
BEBECO	119,269	66,824	99,354	95,149	101,193	1,838	2%
SOLDONNE	59,890	51,289	64,606	58,595	80,122	15,516	24%
CHARISMA	6,848	13,546	31,744	17,379	58,026	26,282	83%
BULIDA	7,175	5,081	17,554	9,937	1,406	-16,148	-92%
GRANDIR	8,276	2,445	5,695	5,472	2,641	-3,054	-54%
EXPERIMENTAL APRICOTS	2,888	7,237	1,562	3,896	1,910	348	22%
PEEKA	18,202	2,206	1,078	7,162	2,299	1,221	113%
OTHER	-	4,886	978	1,955	456	-522	-53%
Grand Total	994,081	652,473	836,938	827,831	1,030,361	193,424	23%

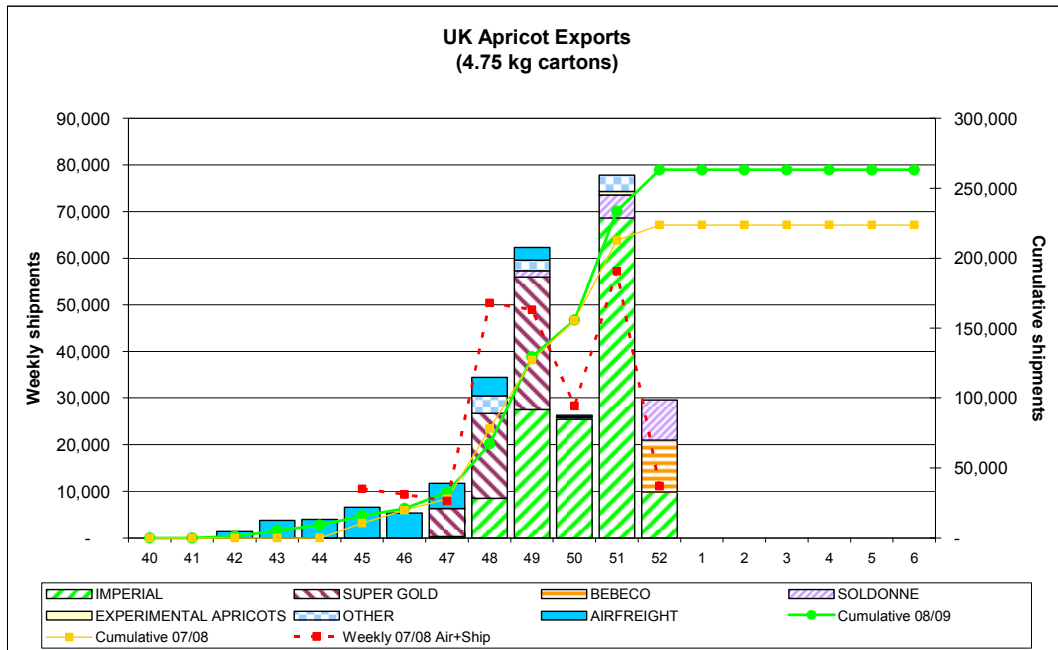
Apricots Passed For Export



Apricots Passed For Export per cultivar Week 40-6

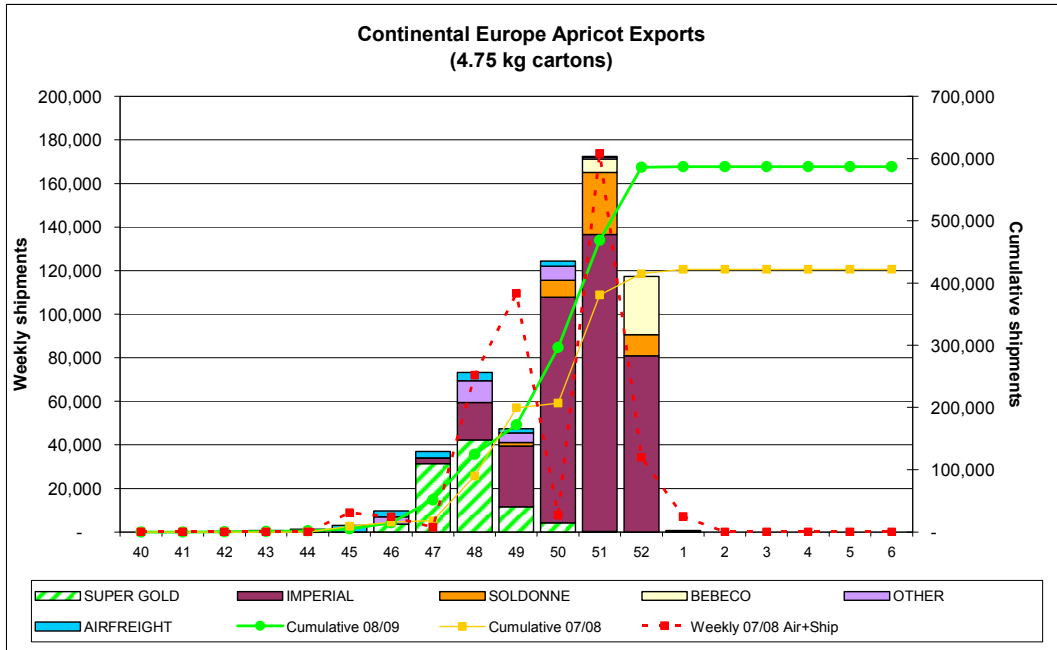


UK Market: Apricot Airfreight & Shipments



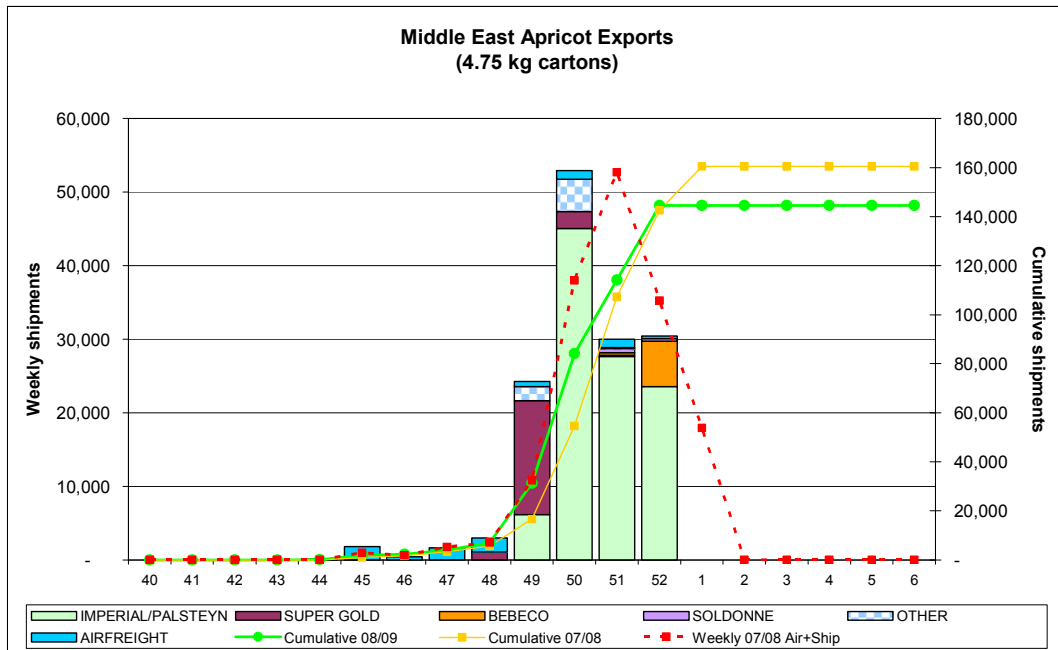
Weekly volumes	2007/2008	2008/2009	Difference	
Week 2	-	-	-	#DIV/0!
Cumulative volumes				
Week 40 to 2	223,778	263,171	39,393	18%

European Market: Apricot Airfreight & Shipments



Weekly volumes	2007/2008	2008/2009	Difference	
Week 2	-	-	-	#DIV/0!
Cumulative volumes				
Week 40 to 2	422,230	586,925	164,696	39%

Middle East Market: Apricot Airfreight & Shipments



Weekly volumes	2007/2008	2008/2009	Difference	
Week 2	14	-	-14	-100%
Cumulative volumes				
Week 40 to 2	160,447	144,569	-15,878	-10%