

Apricot Inspections, Airfreight & Shipments UK, Europe & Middle East

Week 7

Information supplied:

**Industry Inspections
Industry Airfreight & Shipments**

Please note:

- 1. Cumulative airfreight & shipment volume is indicated on the right hand axis.**
- 2. Weekly airfreight & shipment volume is indicated on the left hand axis.**

**Issued by Stone Joint Marketing Forum
(Stefan Conradie Office: 021-870 2923 or Cell: 083 264 7101)
Compiled by Optimal Agricultural Business Systems (OABS)
(Jacques du Preez Tel: 021-870 2900)
In co-operation with PPECB**

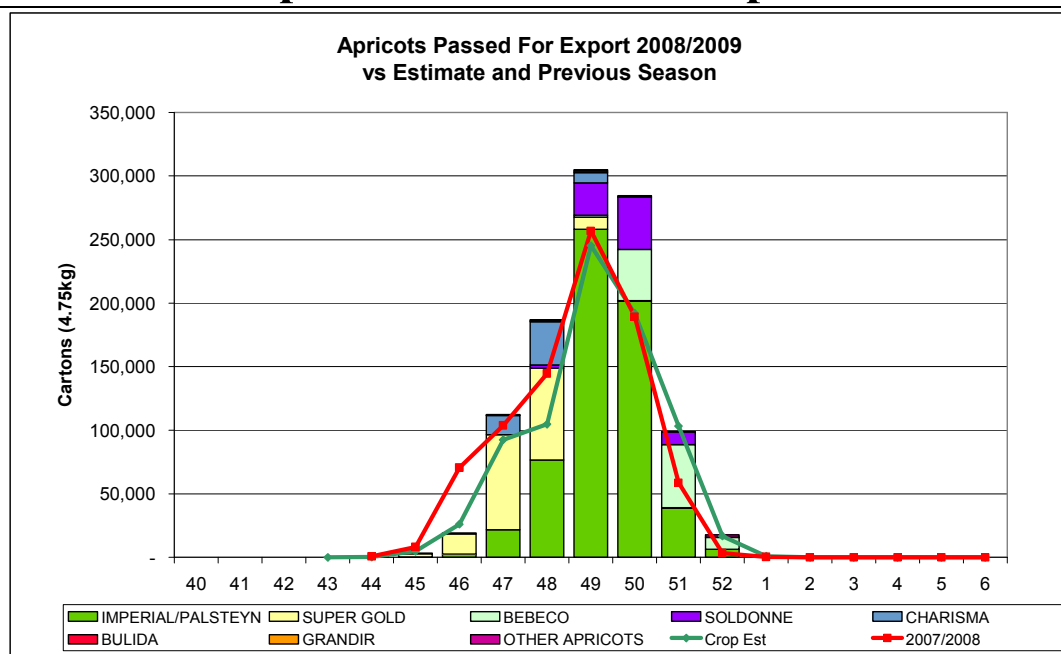
Stone Fruit Export Estimate: All Markets

Product	Carton eq (kg)	2005/2006	2006/2007	2007/2008	3 yr avg	Est 2008/2009	Est vs Previous Season	
APRICOTS	4.75	994,081	652,473	836,938	827,831	1,030,361	23%	193,424
NECTARINES	2.5	1,549,864	1,864,043	1,966,136	1,793,348	1,984,747	1%	18,610
PEACHES	2.5	585,603	794,946	991,496	790,682	938,992	-5%	-52,504
PLUMS/PRUNES	5.25	5,315,360	7,661,930	8,866,919	7,281,403	8,757,111	-1%	-109,808
Grand Total		8,444,907	10,973,392	12,661,490	10,693,263	12,711,212	0%	49,722

Apricot Export Estimate per Cultivar

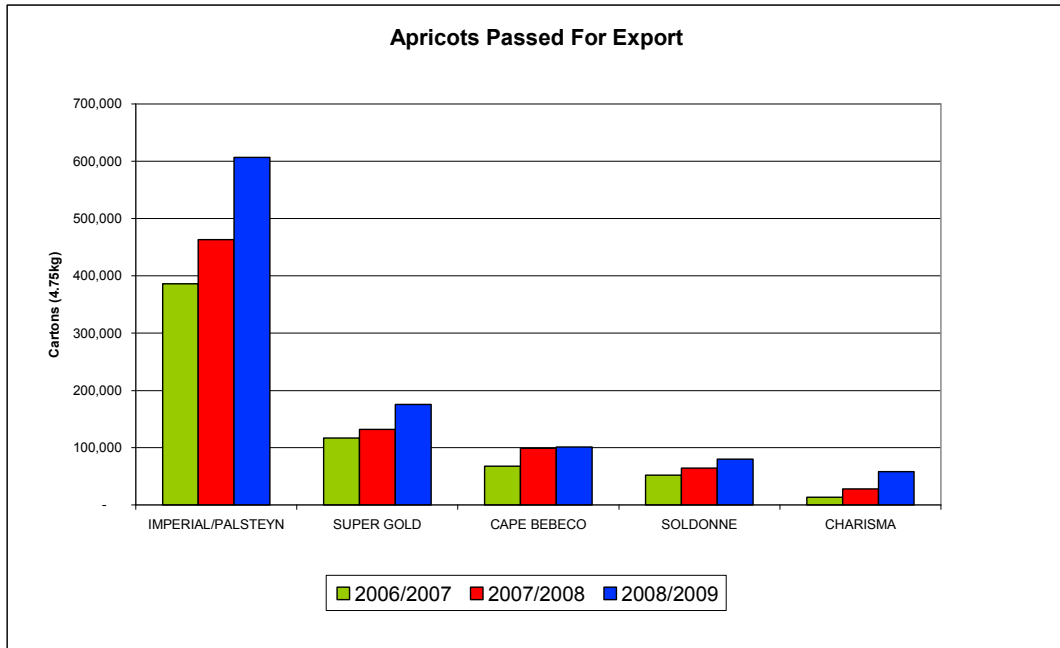
Cultivar	2005/2006	2006/2007	2007/2008	3 yr avg	Est 2008/2009	Est vs Previous Season	
IMPERIAL/PALSTEYN	581,062	383,222	477,070	480,452	606,891	129,821	27%
SUPER GOLD	190,471	115,736	137,297	147,834	175,417	38,121	28%
BEBECO	119,269	66,824	99,354	95,149	101,193	1,838	2%
SOLDONNE	59,890	51,289	64,606	58,595	80,122	15,516	24%
CHARISMA	6,848	13,546	31,744	17,379	58,026	26,282	83%
BULIDA	7,175	5,081	17,554	9,937	1,406	-16,148	-92%
GRANDIR	8,276	2,445	5,695	5,472	2,641	-3,054	-54%
EXPERIMENTAL APRICOTS	2,888	7,237	1,562	3,896	1,910	348	22%
PEEKA	18,202	2,206	1,078	7,162	2,299	1,221	113%
OTHER	-	4,886	978	1,955	456	-522	-53%
Grand Total	994,081	652,473	836,938	827,831	1,030,361	193,424	23%

Apricots Passed For Export

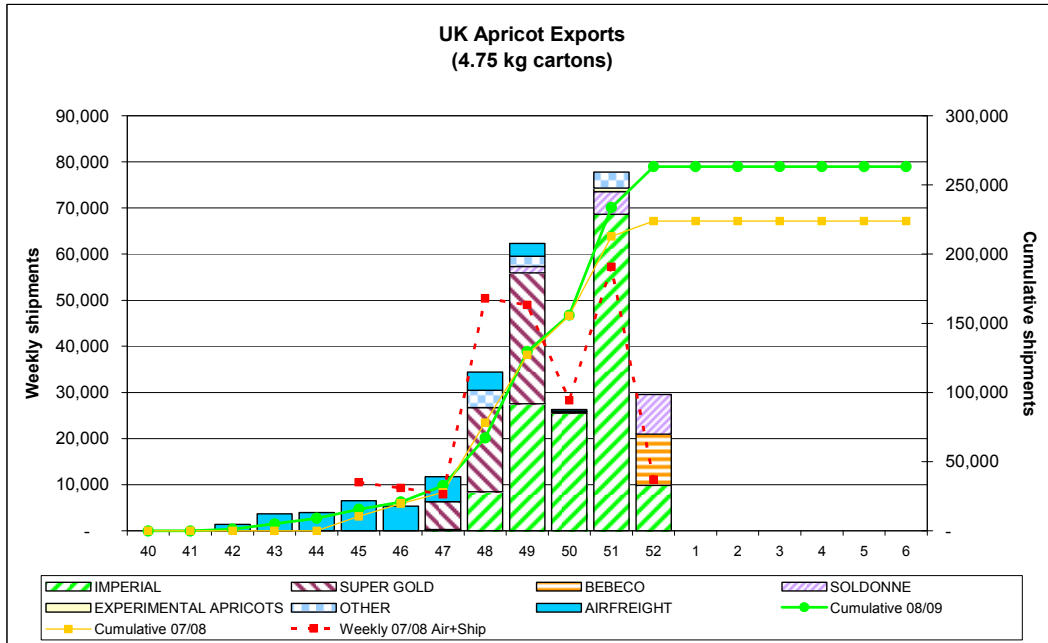


Apricots Passed For Export per cultivar

Week 40-7

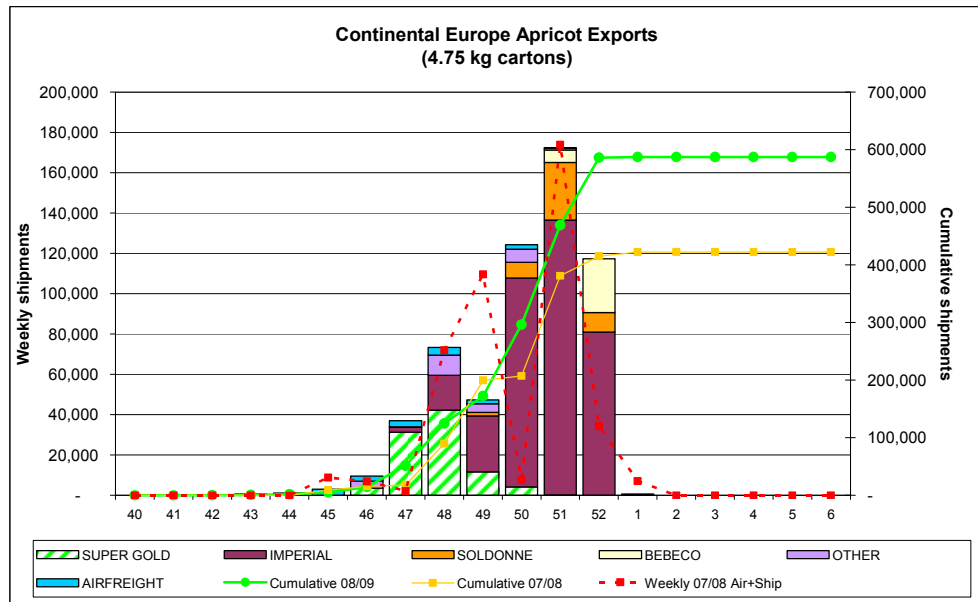


UK Market: Apricot Airfreight & Shipments



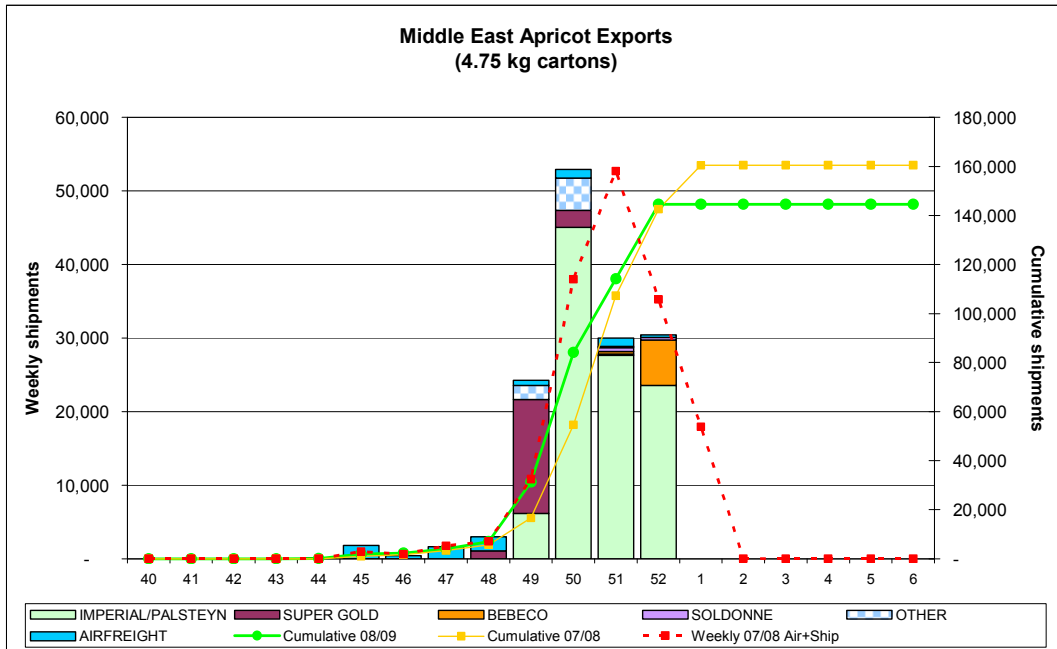
Cultivars	42	43	44	45	46	47	48	49	50	51	52
IMPERIAL						352	8,448	27,578	25,520	68,640	9,856
SUPER GOLD						5,984	18,304	28,336	176		
BEBECO											11,088
EXPERIMENTAL APRICOTS										704	
SOLDONNE								1,408		4,928	8,624
AIRFREIGHT	1,400	3,714	3,984	6,538	5,339	5,405	3,991	2,799	335		
OTHER							3,696	2,202	303	3,520	
Total per week 08/09	1,400	3,714	3,984	6,538	5,339	11,741	34,439	62,322	26,334	77,792	29,568
Cumulative 08/09	1,400	5,114	9,098	15,635	20,974	32,715	67,155	129,477	155,811	233,603	263,171
Weekly 07/08 Air+Ship				10,513	9,337	7,951	50,397	48,961	28,331	57,200	11,088
Cumulative 07/08				10,513	19,850	27,801	78,198	127,159	155,490	212,690	223,778
% Difference weekly	#DIV/0!	#DIV/0!	#DIV/0!	-38%	-43%	48%	-32%	27%	-7%	36%	167%
% Difference YTD	#DIV/0!	#DIV/0!	#DIV/0!	49%	6%	18%	-14%	2%	0%	10%	18%

European Market: Apricot Airfreight & Shipments



Cultivars	41	42	43	44	45	46	47	48	49	50	51	52	1
SUPER GOLD						3,520	31,328	42,240	11,629	4,224	176		
IMPERIAL							2,464	17,248	27,844	103,488	136,400	80,909	
SOLDONNE									1,629	7,920	28,512	9,680	352
BEBECO											6,160	26,752	352
OTHER						3,520	176	10,032	4,273	6,336	880		
AIRFREIGHT	60	176	613	1,197	3,006	2,540	3,009	3,730	1,929	2,330	290		
Total per week 08/09	60	176	613	1,197	3,006	9,580	36,977	73,250	47,305	124,298	172,418	117,341	704
Cumulative 08/09	60	236	849	2,046	5,053	14,633	51,610	124,860	172,165	296,463	468,881	586,221	586,925
Weekly 07/08 Air+Ship	-	-	-	13	8,888	6,885	2,148	72,018	109,514	7,641	173,782	34,301	7,040
Cumulative 07/08				13	8,901	15,786	17,934	89,951	199,465	207,106	380,889	415,190	422,230
% Difference weekly	#DIV/0!	#DIV/0!	#DIV/0!	8784%	-66%	39%	1622%	2%	-57%	1527%	-1%	242%	-90%
% Difference YTD	#DIV/0!	#DIV/0!	#DIV/0!	15088%	-43%	-7%	188%	39%	-14%	43%	23%	41%	39%

Middle East Market: Apricot Airfreight & Shipments



Cultivars	44	45	46	47	48	49	50	51	52	1	2
IMPERIAL/PALSTEYN						6,160	45,056	27,632	23,584		
SUPER GOLD					1,056	15,488	2,288	176			
BEBECO								352	6,160		
SOLDONNE								528	352		
AIRFREIGHT	126	1,805	397	1,647	1,953	675	1,175	1,138	309		
OTHER						1,936	4,400	176			
Total per week 08/09	126	1,805	397	1,647	3,009	24,259	52,919	30,002	30,405	-	-
Cumulative 08/09	126	1,931	2,327	3,974	6,983	31,242	84,161	114,164	144,569	144,569	144,569
Weekly 07/08 Air+Ship	-	984	631	1,769	2,354	10,821	38,004	52,700	35,244	17,925	14
Cumulative 07/08	-	984	1,615	3,384	5,738	16,559	54,563	107,263	142,507	160,433	160,447
% Difference weekly	#DIV/0!	83%	-37%	-7%	28%	124%	39%	-43%	-14%	-100%	-100%
% Difference YTD	#DIV/0!	96%	44%	17%	22%	89%	54%	6%	1%	-10%	-10%