

Nectarine Inspections, Airfreight & Shipments UK, Europe & Middle East

**Week 44
2009/2010**

Information supplied:

**Estimates
Industry Inspections
Industry Airfreight & Shipments**

Please note:

- 1. Cumulative airfreight & shipment volume is indicated on the right hand axis.**
- 2. Weekly airfreight & shipment volume is indicated on the left hand axis.**

**Issued by Stone Joint Marketing Forum
In co-operation with PPECB**

**For enquiries please contact:
Stefan Conradie: Office 021-870 2923 or Cell: 083 264 7101
Suzelna Louw : 021-870 2900**

Table of Contents

Stone Fruit Export Estimate: All Markets.....	1
Nectarine Export Estimate per Cultivar	1
Nectarines Passed For Export	2
Nectarines Passed For Export: Week 40-44.....	2
UK Market: Nectarine Airfreight & Shipments.....	3
European Market: Airfreight & Shipments.....	4
Middle East Market: Airfreight & Shipments.....	5

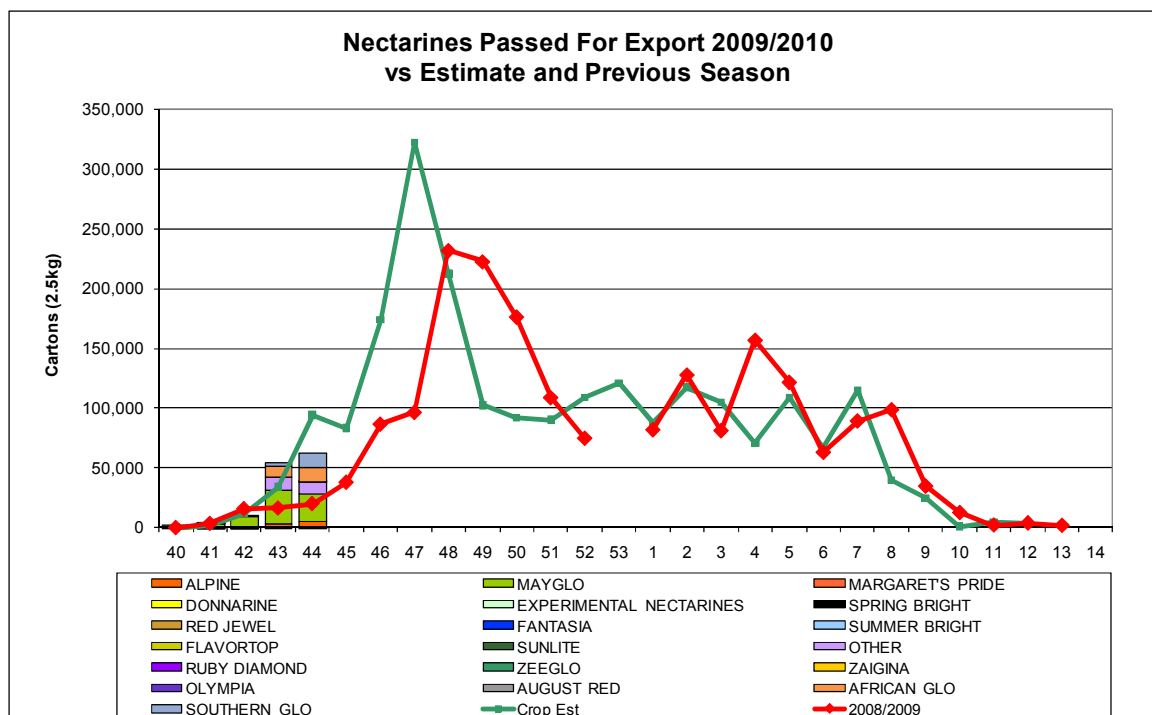
Stone Fruit Export Estimate: All Markets

Product	Carton eq (kg)	2006/2007	2007/2008	2008/2009	3 yr avg	Est 2009/2010	2009/2010 vs Previous Season	
APRICOTS	4.75	658,329	813,444	1,035,392	835,721	954,886	-8%	-80,506
NECTARINES	2.5	1,868,740	1,953,724	1,969,146	1,930,537	2,194,768	11%	225,622
PEACHES	2.5	795,159	956,088	942,370	897,872	942,320	0%	-50
PLUMS/PRUNES	5.25	7,741,120	8,836,747	8,896,927	8,491,598	8,981,619	1%	84,692
Grand Total		11,063,348	12,560,003	12,843,834	12,155,728	13,073,592	2%	229,758

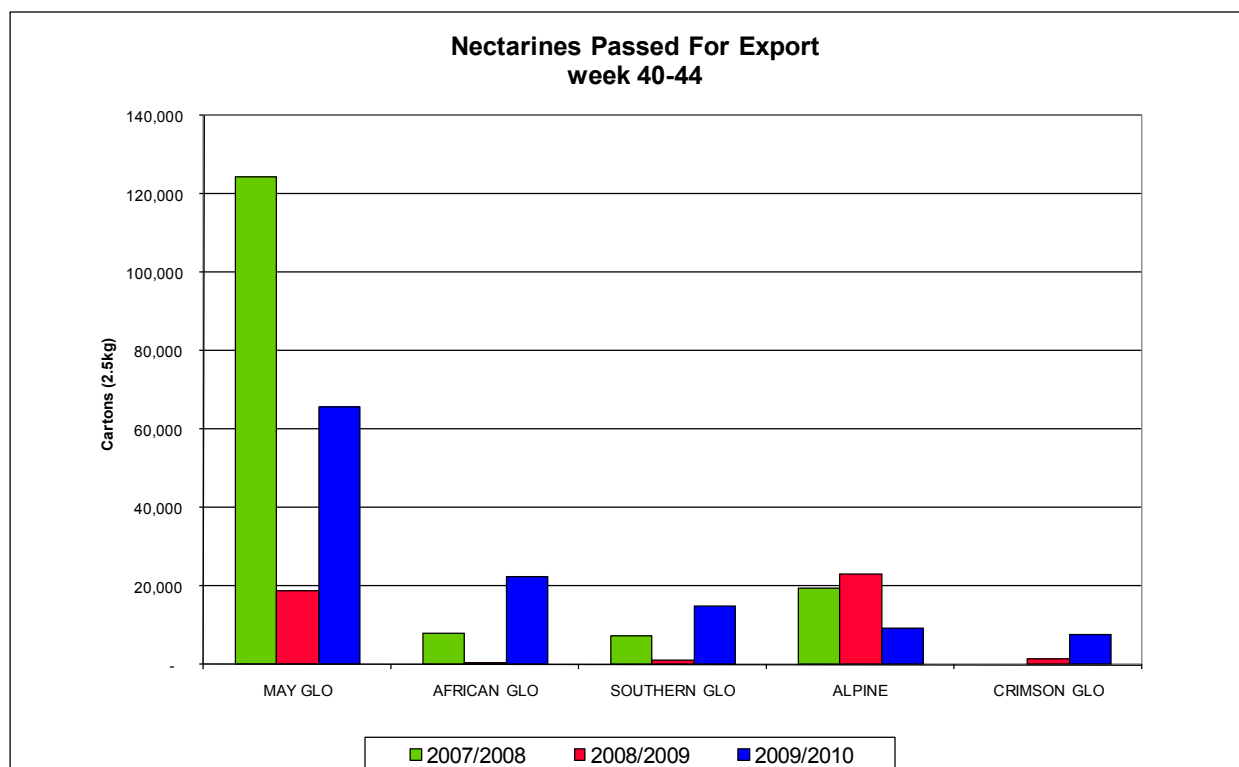
Nectarine Export Estimate per Cultivar

Cultivar	2006/2007	2007/2008	2008/2009	3 yr avg	Est 2009/2010	Est vs Previous Season	
ALPINE	644,403	817,234	645,781	702,473	658,460	12,679	2%
AUGUST RED	220,881	139,966	151,026	170,624	190,367	39,341	26%
MAYGLO	159,342	211,217	130,417	166,992	130,417	-	0%
MARGARET'S PRIDE	138,996	164,586	115,081	139,554	115,081	-0	0%
FANTASIA	131,631	46,674	77,656	85,320	77,656	-	0%
SPRING BRIGHT	39,722	45,445	56,795	47,321	59,635	2,840	5%
FLAMEKIST	54,714	45	57,642	37,467	57,642	-	0%
ZEEGLO	34,992	33,274	55,905	41,390	55,905	-	0%
DONNARINE	64,070	69,998	51,320	61,796	50,806	-513	-1%
SUMMER FIRE		5,818	32,098	18,958	46,538	14,440	45%
SUMMER BRIGHT	21,888	25,342	32,422	26,551	46,282	13,859	43%
AFRICAN GLO		9,631	21,761	15,696	43,961	22,201	102%
STARBORNE			19,952	19,952	39,904	19,952	100%
SUNLITE	51,626	31,498	38,154	40,426	38,154	-	0%
BIG TOP	6,997	13,290	34,679	18,322	35,289	610	2%
FIRE PEARL			22,265	22,265	34,385	12,120	54%
DIAMOND RAY	4,185	19,862	27,708	17,252	32,807	5,098	18%
RUBY DIAMOND	9,589	23,608	30,725	21,307	32,693	1,969	6%
OTHER	285,703	296,236	367,760	316,566	448,786	81,027	22%
Grand Total	1,868,740	1,953,724	1,969,146	1,970,232	2,194,768	225,622	11%

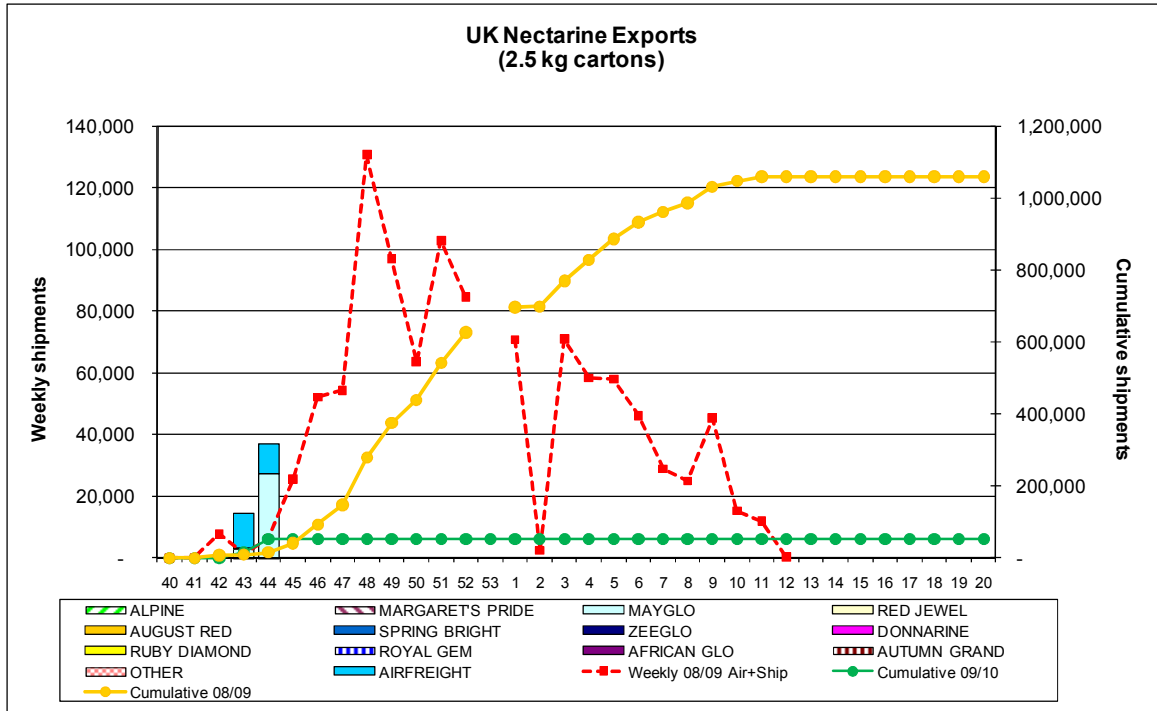
Nectarines Passed For Export



Nectarines Passed For Export: Week 40-44

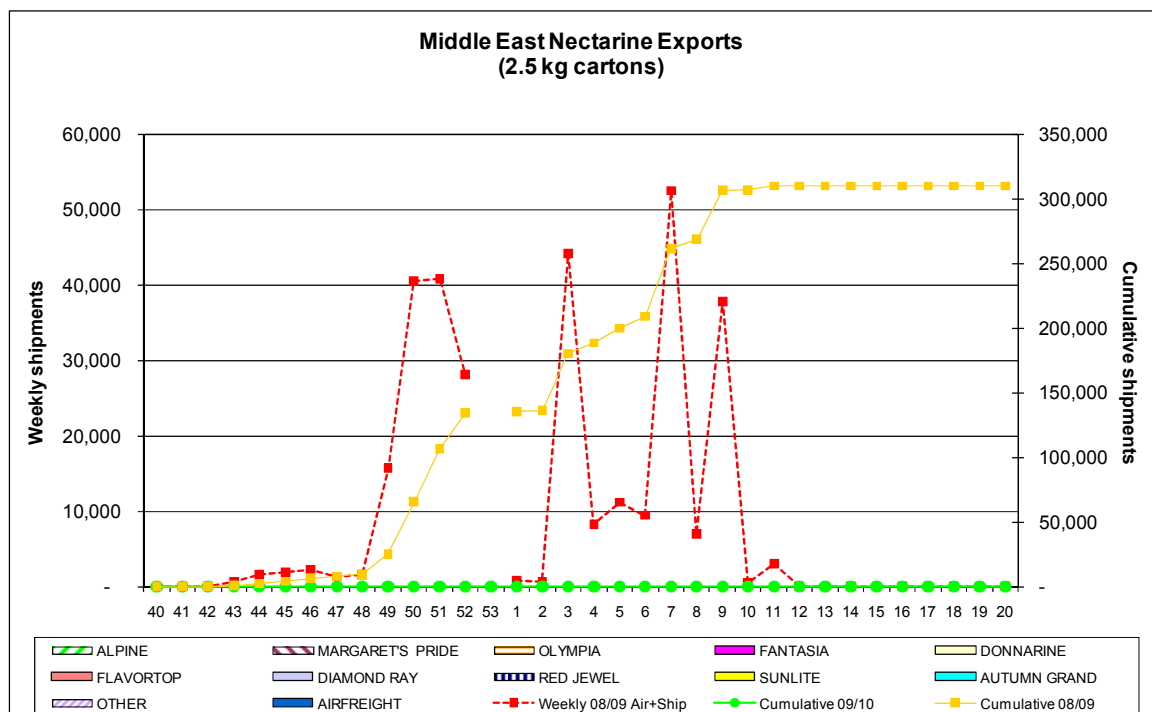


UK Market: Nectarine Airfreight & Shipments



Weekly volumes	2008/2009	2009/2010	Difference	
Week 44	6,350	37,057	30,708	484%
Cumulative volumes				
Week 40 to 44	15,424	51,373	35,948	233%

Middle East Market: Airfreight & Shipments



Weekly volumes	2008/2009	2009/2010	Difference	
Week 44	1,590	-	-1,590	-100%
Cumulative volumes				
Week 40 to 44	2,302	38	-2,264	-98%