

Nectarine Inspections, Airfreight & Shipments UK, Europe & Middle East

**Week 52
2009/2010**

Information supplied:

**Estimates
Industry Inspections
Industry Airfreight & Shipments**

Please note:

- 1. Cumulative airfreight & shipment volume is indicated on the right hand axis.**
- 2. Weekly airfreight & shipment volume is indicated on the left hand axis.**

**Issued by Stone Joint Marketing Forum
In co-operation with PPECB**

**For enquiries please contact:
Stefan Conradie: Office 021-870 2923 or Cell: 083 264 7101
Suzelna Louw : 021-870 2900**

Table of Contents

Stone Fruit Export Estimate: All Markets.....	1
Nectarine Export Estimate per Cultivar	1
Nectarines Passed For Export	2
Nectarines Passed For Export: Week 40-52.....	2
UK Market: Nectarine Airfreight & Shipments.....	3
European Market: Airfreight & Shipments.....	4
Middle East Market: Airfreight & Shipments.....	5

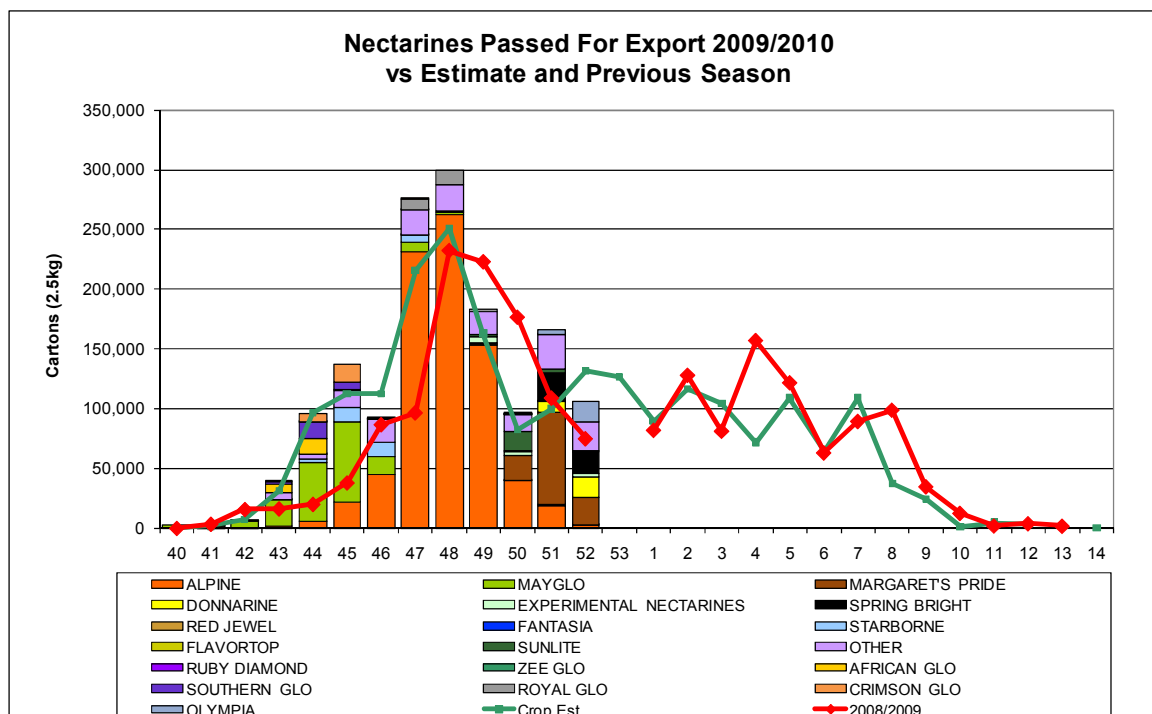
Stone Fruit Export Estimate: All Markets

Product	Carton eq (kg)	2006/2007	2007/2008	2008/2009	3 yr avg	Est 2009/2010	Estimate vs Previous Season	
APRICOTS	4.75	658,329	813,444	1,035,392	835,721	964,359	-7%	-71,032
NECTARINES	2.5	1,868,740	1,953,724	1,969,146	1,930,537	2,335,663	19%	366,517
PEACHES	2.5	738,442	818,304	854,721	803,822	923,424	8%	68,703
PLUMS/PRUNES	5.25	7,741,120	8,836,747	8,896,927	8,491,598	8,678,627	-2%	-218,300
Grand Total		11,006,631	12,422,219	12,756,185	12,061,678	12,902,073	1%	145,888

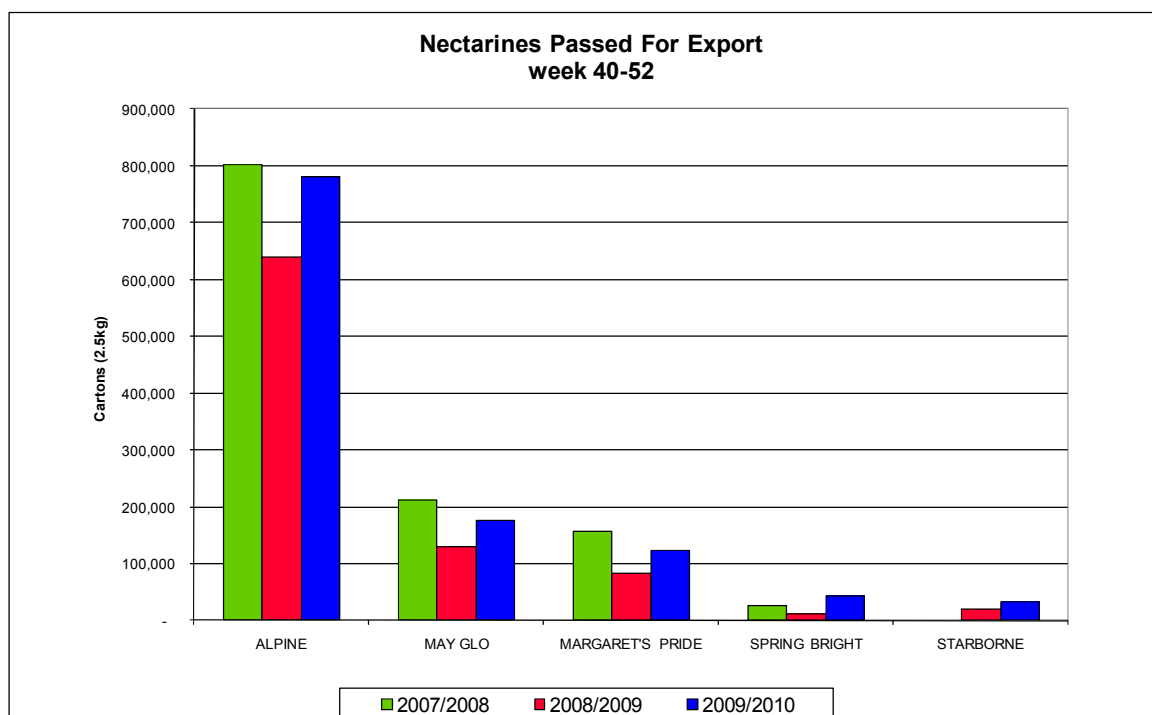
Nectarine Export Estimate per Cultivar

Cultivar	2006/2007	2007/2008	2008/2009	3 yr avg	Est 2009/2010	Est vs Previous Season	
ALPINE	644,403	817,234	645,781	702,473	780,121	134,340	21%
AUGUST RED	220,881	139,966	151,026	170,624	179,127	28,101	19%
MAYGLO	159,342	211,217	130,417	166,992	175,623	45,206	35%
MARGARET'S PRIDE	138,996	164,586	115,081	139,554	124,254	9,173	8%
FANTASIA	131,631	46,674	77,656	85,320	77,656	-	0%
SPRING BRIGHT	39,722	45,445	56,795	47,321	64,759	7,964	14%
FLAMEKIST	54,714	45	57,642	37,467	57,642	-	0%
ZEEGLO	34,992	33,274	55,905	41,390	55,905	-	0%
DONNARINE	64,070	69,998	51,320	61,796	63,270	11,951	23%
SUMMER FIRE		5,818	32,098	18,958	46,538	14,440	45%
SUMMER BRIGHT	21,888	25,342	32,422	26,551	46,282	13,859	43%
AFRICAN GLO		9,631	21,761	15,696	21,055	-705	-3%
STARBORNE			19,952	19,952	32,492	12,540	63%
SUNLITE	51,626	31,498	38,154	40,426	22,001	-16,154	-42%
BIG TOP	6,997	13,290	34,679	18,322	35,289	610	2%
FIRE PEARL			22,265	22,265	34,385	12,120	54%
DIAMOND RAY	4,185	19,862	27,708	17,252	32,807	5,098	18%
RUBY DIAMOND	9,589	23,608	30,725	21,307	32,693	1,969	6%
SOUTHERN GLO	221	10,700	15,200	8,707	22,019	6,819	45%
CRIMSON GLO		1,004	9,609	5,307	24,679	15,069	157%
OTHER	285,482	284,532	342,950	304,321	407,068	64,118	19%
Grand Total	1,868,740	1,953,724	1,969,146	1,972,001	2,335,663	366,517	19%

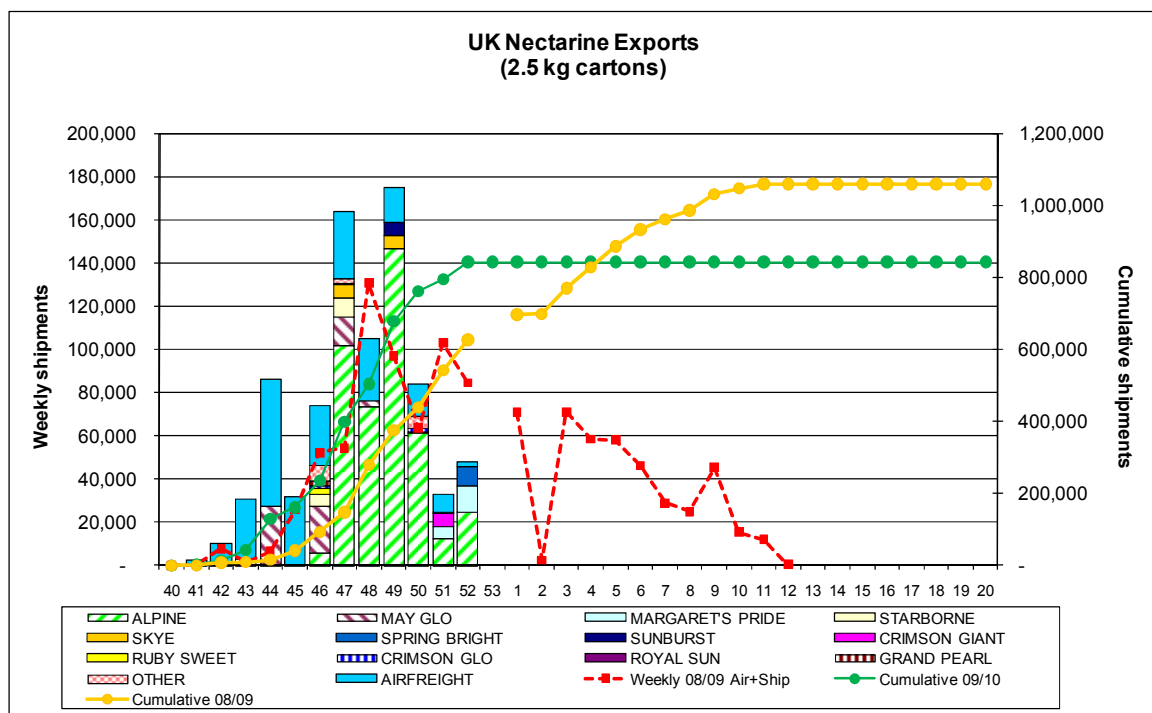
Nectarines Passed For Export



Nectarines Passed For Export: Week 40-52

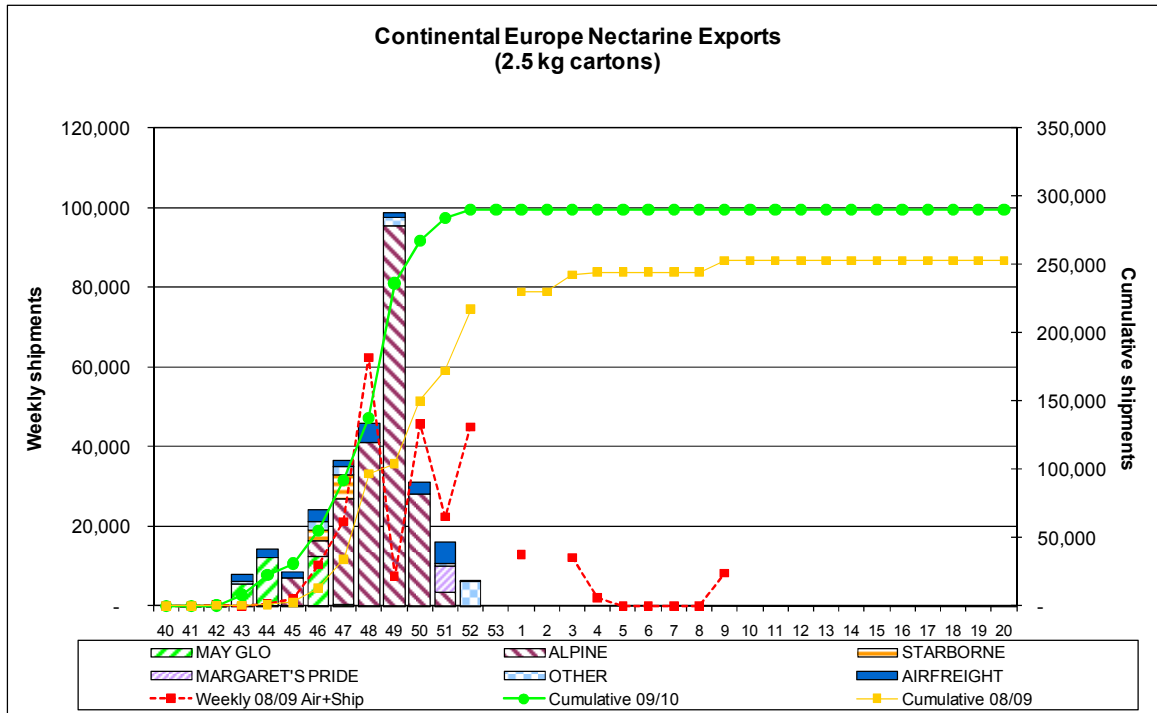


UK Market: Nectarine Airfreight & Shipments



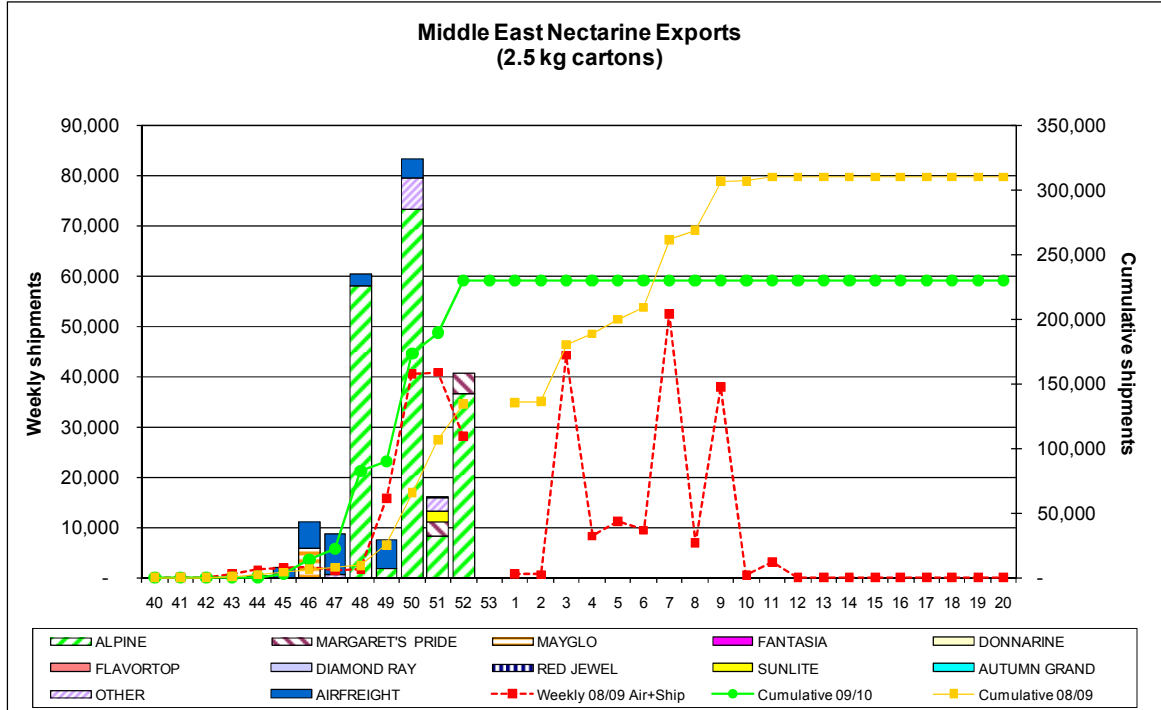
Weekly volumes	2008/2009	2009/2010	Difference	
Week 52	84,421	47,614	-36,807	-44%
Cumulative volumes				
Week 40 to 52	625,825	842,051	216,226	35%

European Market: Airfreight & Shipments



Weekly volumes	2008/2009	2009/2010	Difference	
Week 52	45,010	6,590	-38,420	-85%
Cumulative volumes				
Week 40 to 52	217,438	290,573	73,135	34%

Middle East Market: Airfreight & Shipments



Weekly volumes	2008/2009	2009/2010	Difference	
Week 52	28,063	40,565	12,502	45%
Cumulative volumes				
Week 40 to 52	134,536	229,860	95,324	71%