

Peach Inspections, Airfreight & Shipments UK, Europe & Middle East

Week 10

Information supplied:

**Industry Inspections
Industry Airfreight & Shipments**

Please note:

- 1. Cumulative airfreight & shipment volume is indicated on the right hand axis.**
- 2. Weekly airfreight & shipment volume is indicated on the left hand axis.**

**Issued by Stone Joint Marketing Forum
(Stefan Conradie Office: 021-870 2923 or Cell: 083 264 7101)
Compiled by Optimal Agricultural Business Systems (OABS)
(Jacques du Preez Tel: 021-870 2900)
In co-operation with PPECB**

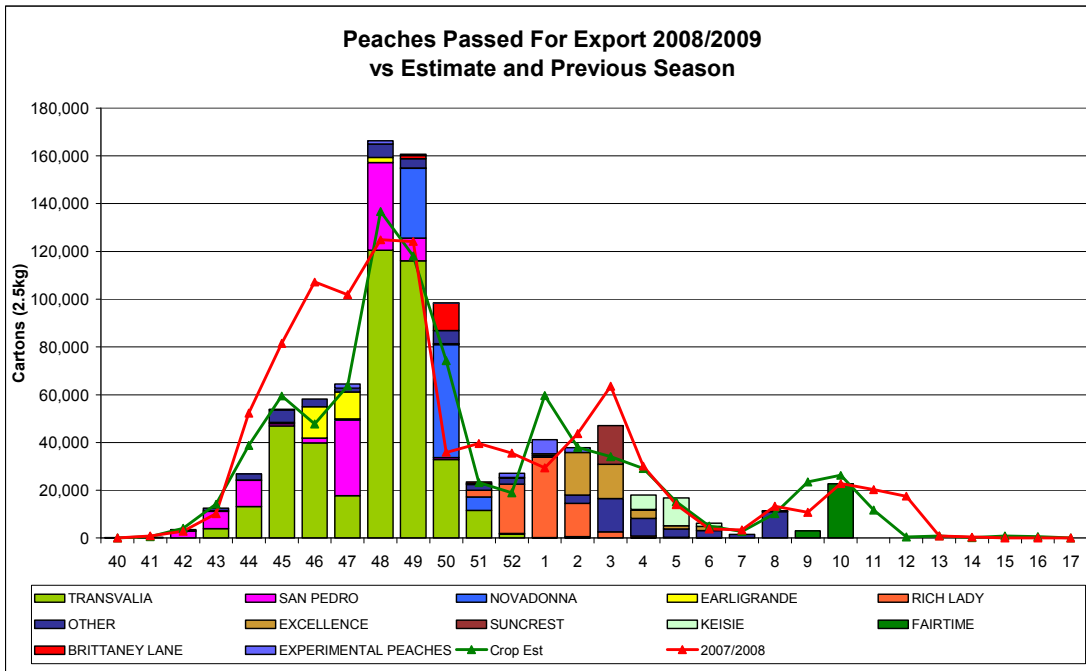
Stone Fruit Export Estimate: All Markets

Product	Carton eq (kg)	2005/2006	2006/2007	2007/2008	3 yr avg	Est 2008/2009	Est vs Previous Season	
APRICOTS	4.75	994,081	652,473	836,938	827,831	1,030,361	23%	193,424
NECTARINES	2.5	1,549,864	1,864,043	1,966,136	1,793,348	1,958,084	0%	-8,053
PEACHES	2.5	585,603	794,946	991,496	790,682	936,882	-6%	-54,614
PLUMS/PRUNES	5.25	5,315,360	7,661,930	8,866,919	7,281,403	8,882,502	0%	15,582
Grand Total		8,444,907	10,973,392	12,661,490	10,693,263	12,807,829	1%	146,339

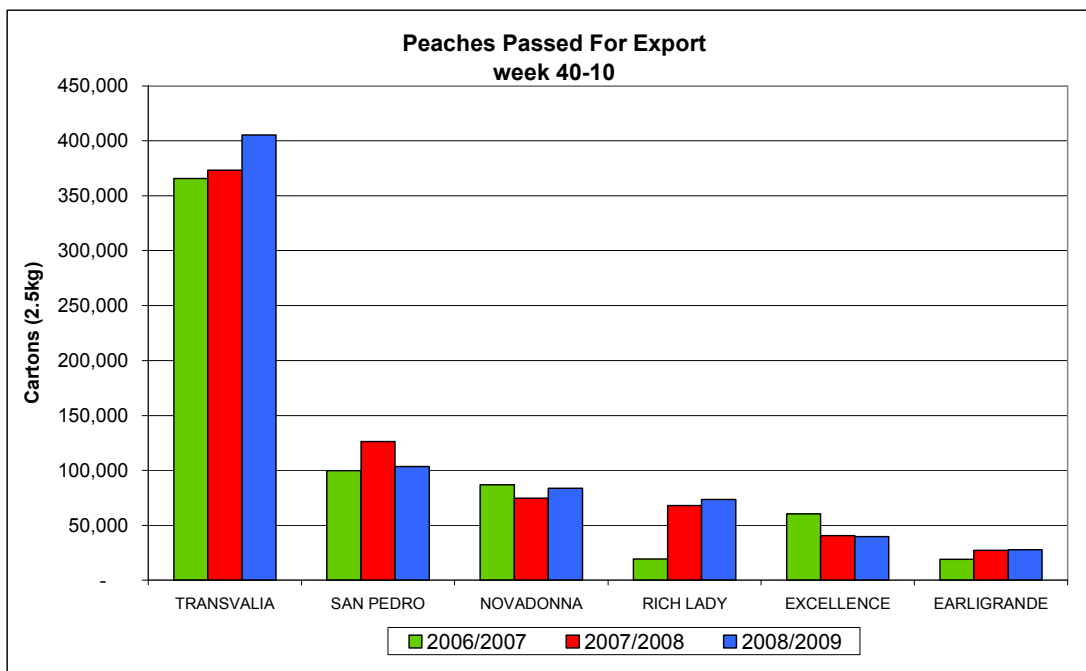
Peach Export Estimate per Cultivar

Cultivar	2005/2006	2006/2007	2007/2008	3 yr avg	Est 2008/2009	Est vs Previous Season	
TRANSVALIA	256,590	365,445	374,337	332,124	405,456	31,120	8%
SAN PEDRO	94,402	99,887	128,292	107,527	103,472	-24,820	-19%
RICH LADY	7,064	19,317	67,994	31,459	73,586	5,592	8%
NOVADONNA	31,318	86,675	74,528	64,173	83,819	9,291	12%
FAIRTIME	21,755	35,588	60,518	39,287	61,104	587	1%
EXCELLENCE	42,113	60,432	40,533	47,692	39,693	-839	-2%
EARLIGRANDE	21,034	19,088	27,227	22,449	27,660	433	2%
KEISIE	31,041	20,137	87,134	46,104	19,213	-67,920	-78%
EXPERIMENTAL PEACHES	9,276	7,359	20,675	12,437	13,526	-7,150	-35%
SUNCREST	9,680	13,095	17,239	13,338	16,360	-879	-5%
SPRINGCREST	8,065	7,829	8,585	8,160	6,299	-2,286	-27%
SNOWHITE	4,286	7,838	4,400	5,508	580	-3,820	-87%
OOM SAREL	3,766	8,725	4,966	5,819	3,134	-1,832	-37%
OTHER	45,214	43,532	75,069	54,605	82,980	7,911	11%
Grand Total	585,603	794,946	991,496	790,682	936,882	-54,614	-6%

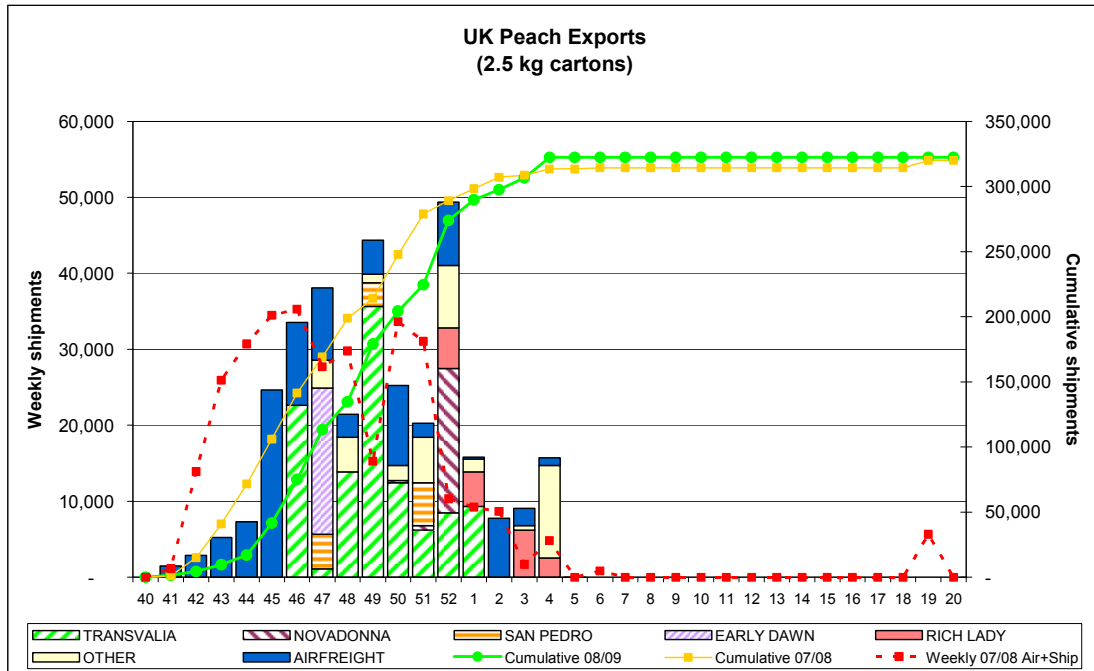
Peaches Passed For Export



Peaches Passed For Export Week 40-10

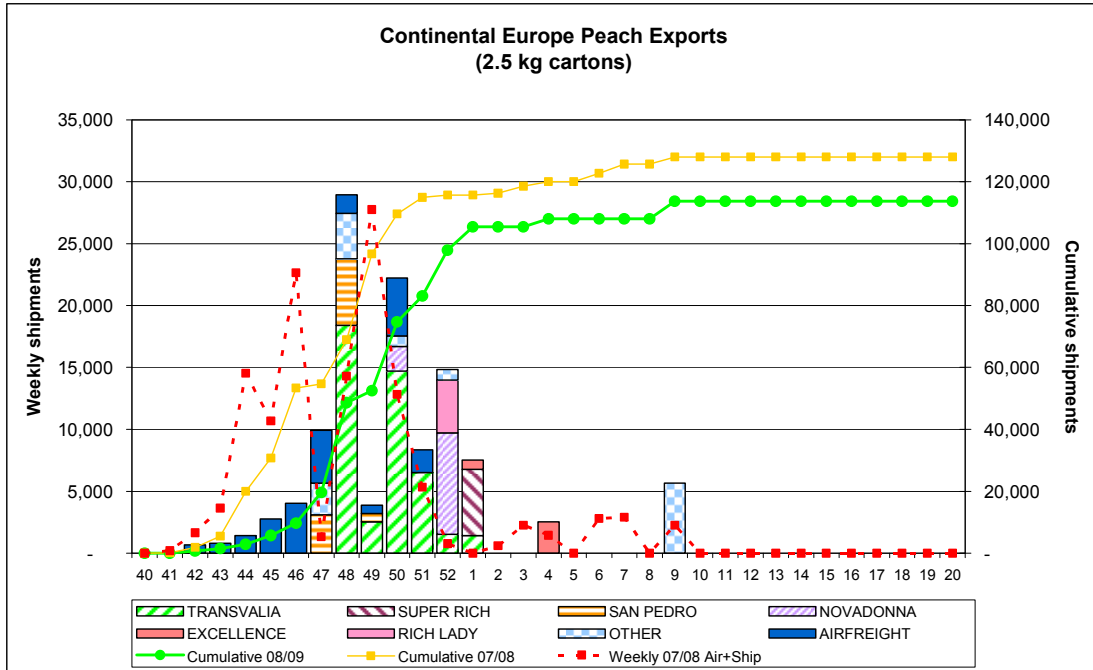


UK Market: Peach Airfreight & Shipments



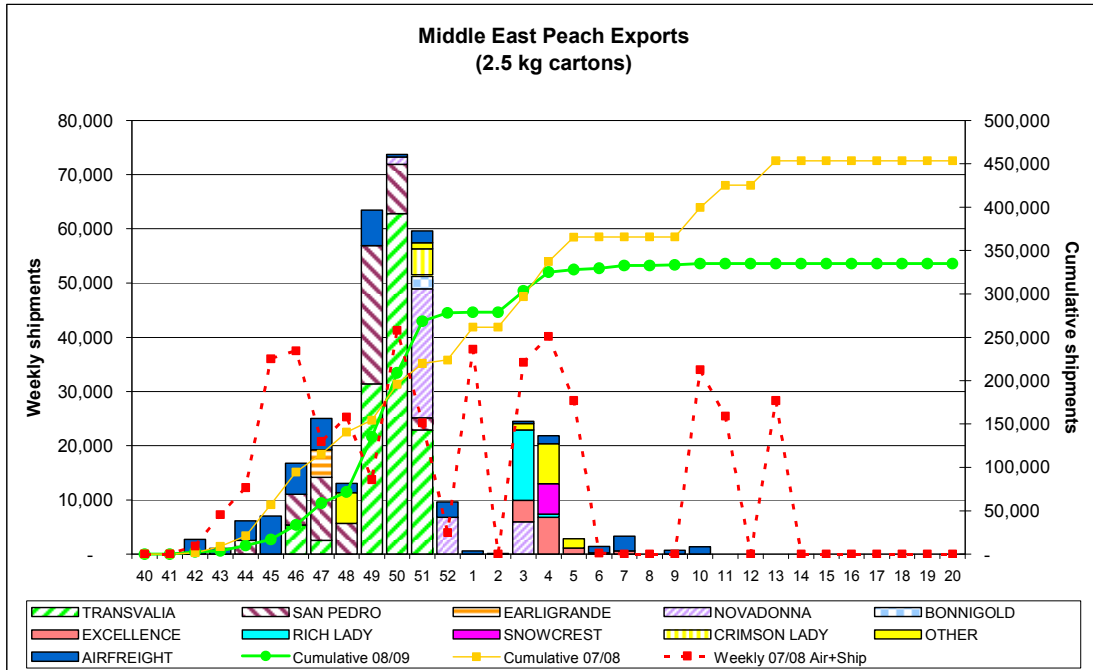
Weekly volumes	2007/2008	2008/2009	Difference	
Week 10	-	-	-	#DIV/0!
Cumulative volumes				
Week 40 to 10	314,322	322,304	7,983	3%

European Market: Peach Airfreight & Shipments



Weekly volumes	2007/2008	2008/2009	Difference	
Week 10	-	-	-	#DIV/0!
Cumulative volumes				
Week 40 to 10	127,927	113,644	-14,283	-11%

Middle East Market: Peach Airfreight & Shipments



Weekly volumes	2007/2008	2008/2009	Difference	
Week 10	33,988	1,364	-32,624	-96%
Cumulative volumes				
Week 40 to 10	399,633	334,833	-64,800	-16%