

Peach Inspections, Airfreight & Shipments UK, Europe & Middle East

**Week 11
2009/2010**

Information supplied:

**Estimates
Industry Inspections
Industry Airfreight & Shipments**

Please note:

- 1. Cumulative airfreight & shipment volume is indicated on the right hand axis.**
- 2. Weekly airfreight & shipment volume is indicated on the left hand axis.**

**Issued by Stone Joint Marketing Forum
In co-operation with PPECB**

**(Stefan Conradie Office: 021-870 2923 or Cell: 083 264 7101)
Compiled by Optimal Agricultural Business Systems (OABS)
(Jacques du Preez Tel: 021-870 2900)**

Contents

Stone Fruit Export Estimate: All Markets	1
Peach Export Estimate per Cultivar	1
Peaches Passed For Export	2
Peaches Passed For Export: Week 40-11	2
UK Market: Peach Airfreight & Shipments	3
European Market: Peach Airfreight & Shipments	4
Middle East Market: Airfreight & Shipments	5

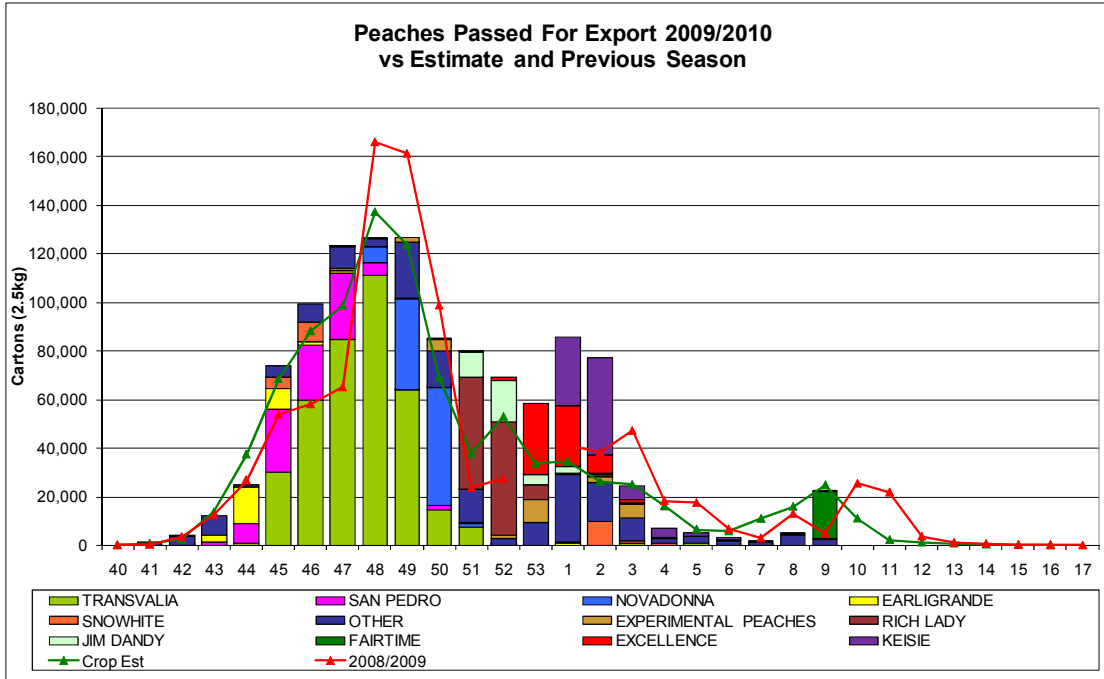
Stone Fruit Export Estimate: All Markets

Standard Cartons								
Product	Carton eq (kg)	2006/2007	2007/2008	2008/2009	3 yr avg	Est 2009/2010	Estimate vs Previous Season	
APRICOTS	4.75	658,329	813,444	1,035,392	835,721	975,782	-6%	-59,610
NECTARINES	2.5	1,868,510	1,952,080	1,969,146	1,929,912	2,543,347	29%	574,202
PEACHES	2.5	738,442	818,304	854,721	803,822	1,107,378	30%	252,657
PLUMS/PRUNES	5.25	7,741,120	8,836,747	8,896,927	8,491,598	7,790,309	-12%	-1,106,617
Grand Total		11,006,401	12,420,575	12,756,185	12,061,054	12,416,817	-3%	-339,368

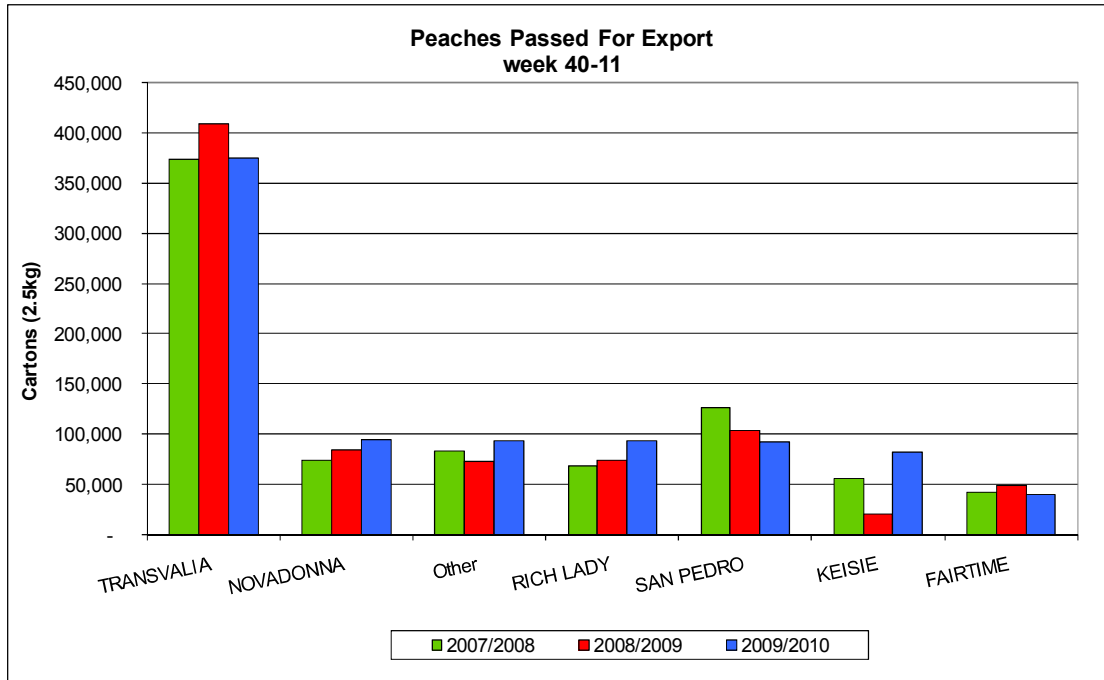
Peach Export Estimate per Cultivar

Cultivar	2006/2007	2007/2008	2008/2009	3 yr avg	Est 2009/2010	Est vs Previous Season	
TRANSVALIA	365,828	373,373	409,389	382,864	374,544	-34,845	-9%
SAN PEDRO	99,779	126,396	104,147	110,107	92,714	-11,433	-11%
RICH LADY	19,297	67,994	73,750	53,681	100,245	26,494	36%
NOVADONNA	86,840	74,564	84,015	81,806	94,184	10,170	12%
EXCELLENCE	60,412	40,533	39,744	46,897	64,706	24,962	63%
EARLIGRANDE	18,936	27,109	27,690	24,578	30,429	2,739	10%
BRITTANEY LANE		1,225	13,936	7,581	28,124	14,188	102%
SUNCREST	13,095	17,239	16,450	15,595	11,144	-5,306	-32%
SNOWCREST	2,401	3,835	12,906	6,381	8,384	-4,522	-35%
EXPERIMENTAL PEACHES	7,294	20,660	13,526	13,827	27,013	13,487	100%
SWEET DECEMBER			6,268	6,268	10,064	3,796	61%
OTHER	64,560	65,375	52,900	60,945	160,615	107,716	204%
Sub Total	738,442	818,304	854,721	810,528	1,002,166	147,446	17%
FAIRTIME	35,588	60,518	52,982	49,696	19,533	-33,449	-63%
KEISIE	20,137	55,704	20,446	32,096	81,463	61,017	298%
KAKAMAS	992	21,563	14,221	12,259	4,216	-10,005	-70%
Total Other possible export peache	56,717	137,784	87,649	94,050	105,211	17,563	20%
Grand Total	795,159	956,088	942,370	904,578	1,107,378	165,008	18%

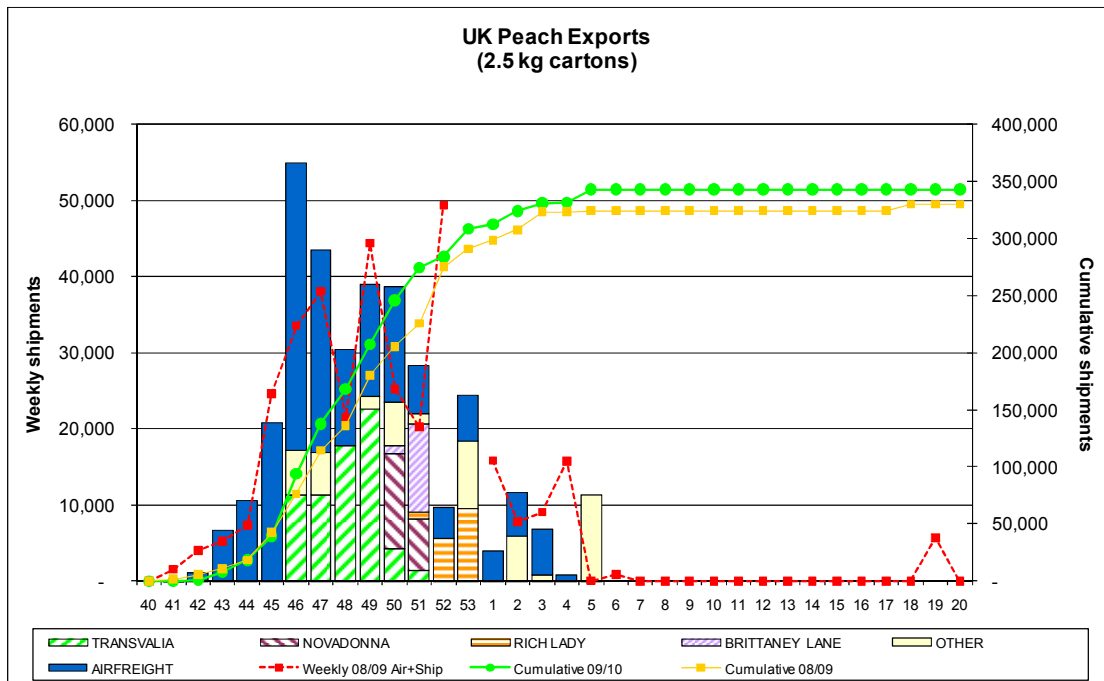
Peaches Passed For Export



Peaches Passed For Export: Week 40-11

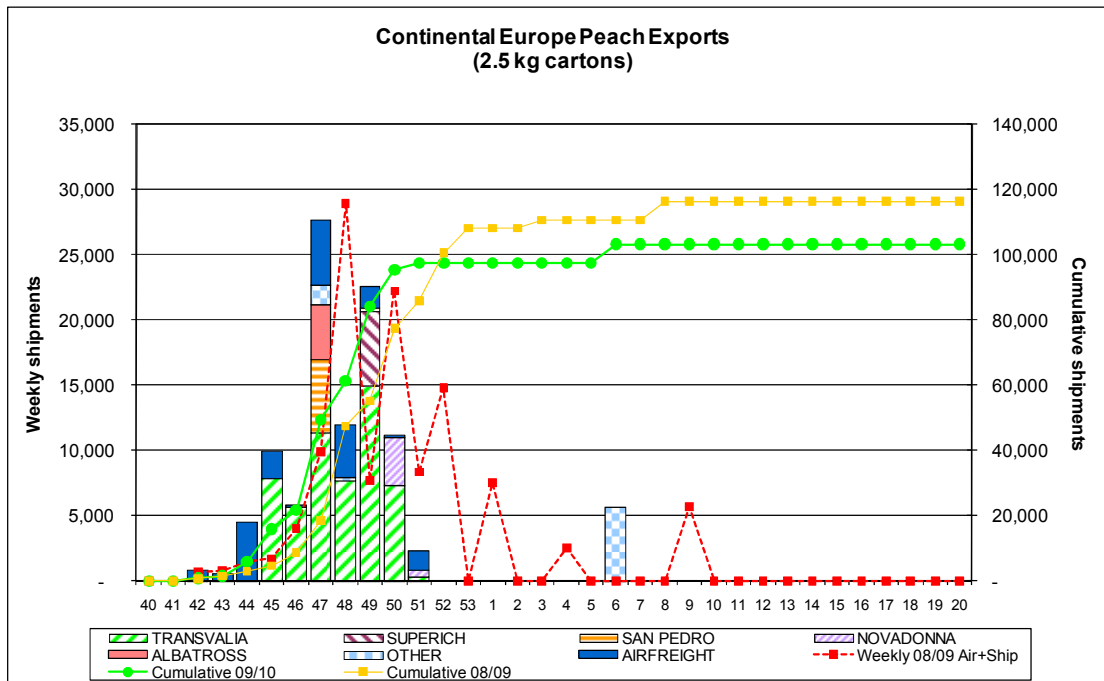


UK Market: Peach Airfreight & Shipments



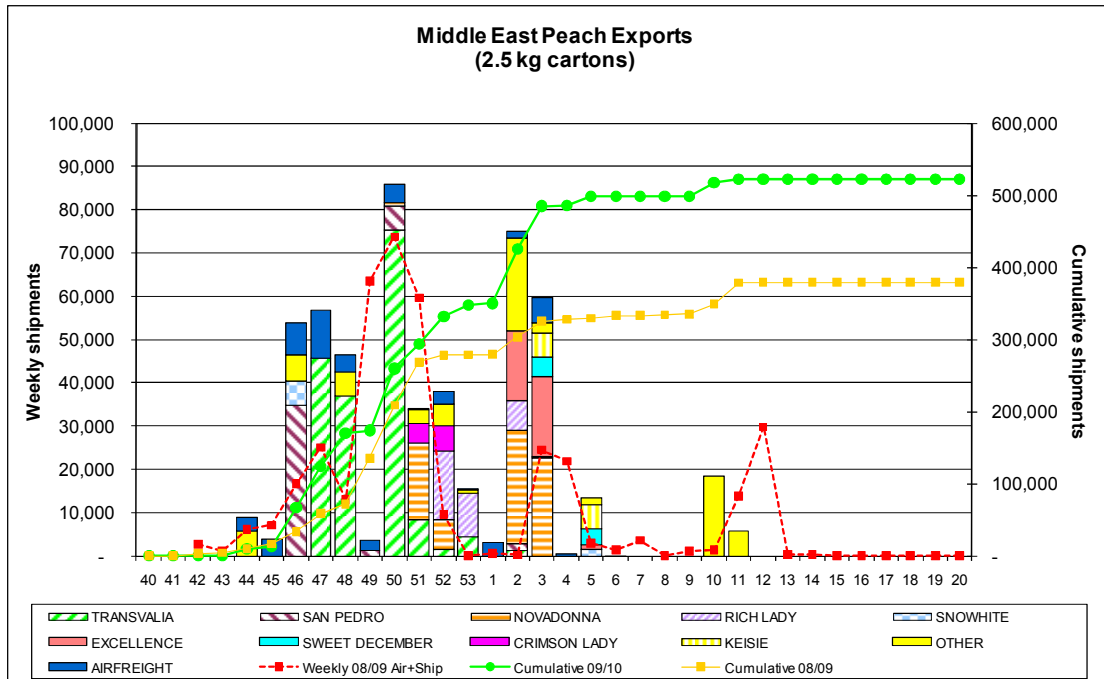
Weekly volumes	2008/2009	2009/2010	Difference	
Week 11	-	-	-	#DIV/0!
Cumulative volumes				
Week 40 to 11	324,279	343,037	18,758	6%

European Market: Peach Airfreight & Shipments



Weekly volumes	2008/2009	2009/2010	Difference	
Week 11	-	-	-	#DIV/0!
Cumulative volumes				
Week 40 to 11	116,371	103,206	-13,165	-11%

Middle East Market: Airfreight & Shipments



Weekly volumes	2008/2009	2009/2010	Difference	
Week 11	13,672	5,660	-8,012	-59%
Cumulative volumes				
Week 40 to 11	378,806	522,692	143,885	38%