

Peach Inspections, Airfreight & Shipments UK, Europe & Middle East

Week 12

Information supplied:

**Industry Inspections
Industry Airfreight & Shipments**

Please note:

- 1. Cumulative airfreight & shipment volume is indicated on the right hand axis.**
- 2. Weekly airfreight & shipment volume is indicated on the left hand axis.**

**Issued by Stone Joint Marketing Forum
(Stefan Conradie Office: 021-870 2923 or Cell: 083 264 7101)
Compiled by Optimal Agricultural Business Systems (OABS)
(Jacques du Preez Tel: 021-870 2900)
In co-operation with PPECB**

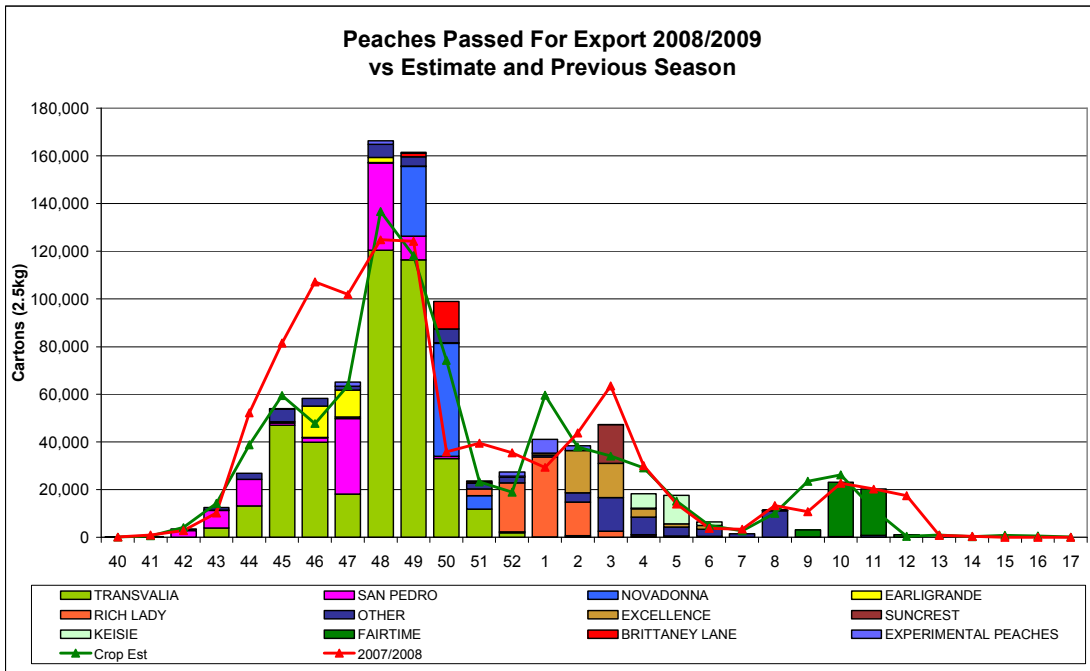
Stone Fruit Export Estimate: All Markets

Product	Carton eq (kg)	2005/2006	2006/2007	2007/2008	3 yr avg	Est 2008/2009	Est vs Previous Season	
APRICOTS	4.75	994,081	652,473	836,938	827,831	1,035,323	24%	198,386
NECTARINES	2.5	1,549,864	1,864,043	1,966,136	1,793,348	1,955,070	-1%	-11,067
PEACHES	2.5	585,603	794,946	991,496	790,682	933,485	-6%	-58,011
PLUMS/PRUNES	5.25	5,315,360	7,661,930	8,866,919	7,281,403	8,889,948	0%	23,028
Grand Total		8,444,907	10,973,392	12,661,490	10,693,263	12,813,826	1%	152,336

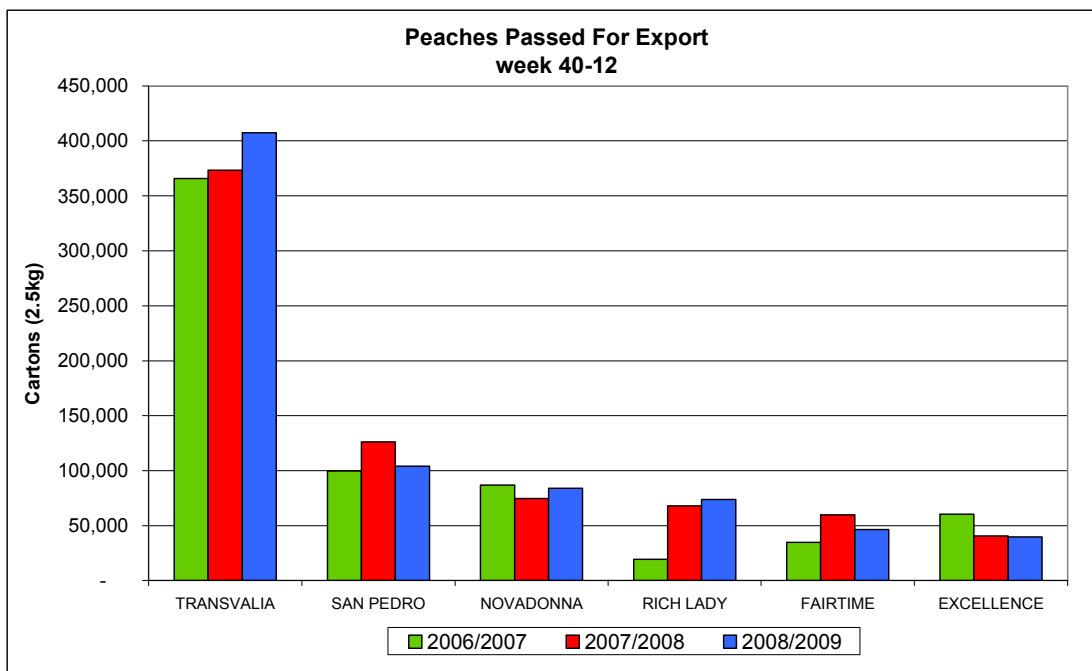
Peach Export Estimate per Cultivar

Cultivar	2005/2006	2006/2007	2007/2008	3 yr avg	Est 2008/2009	Est vs Previous Season	
TRANSVALIA	256,590	365,445	374,337	332,124	406,736	32,400	9%
SAN PEDRO	94,402	99,887	128,292	107,527	104,134	-24,158	-19%
RICH LADY	7,064	19,317	67,994	31,459	73,586	5,592	8%
NOVADONNA	31,318	86,675	74,528	64,173	83,919	9,391	13%
FAIRTIME	21,755	35,588	60,518	39,287	55,104	-5,413	-9%
EXCELLENCE	42,113	60,432	40,533	47,692	39,693	-839	-2%
EARLIGRANDE	21,034	19,088	27,227	22,449	27,660	433	2%
KEISIE	31,041	20,137	87,134	46,104	19,312	-67,821	-78%
EXPERIMENTAL PEACH	9,276	7,359	20,675	12,437	13,526	-7,150	-35%
SUNCREST	9,680	13,095	17,239	13,338	16,362	-877	-5%
SPRINGCREST	8,065	7,829	8,585	8,160	6,399	-2,186	-25%
SNOWHITE	4,286	7,838	4,400	5,508	580	-3,820	-87%
OOM SAREL	3,766	8,725	4,966	5,819	3,142	-1,824	-37%
OTHER	45,214	43,532	75,069	54,605	83,332	8,263	11%
Grand Total	585,603	794,946	991,496	790,682	933,485	-58,011	-6%

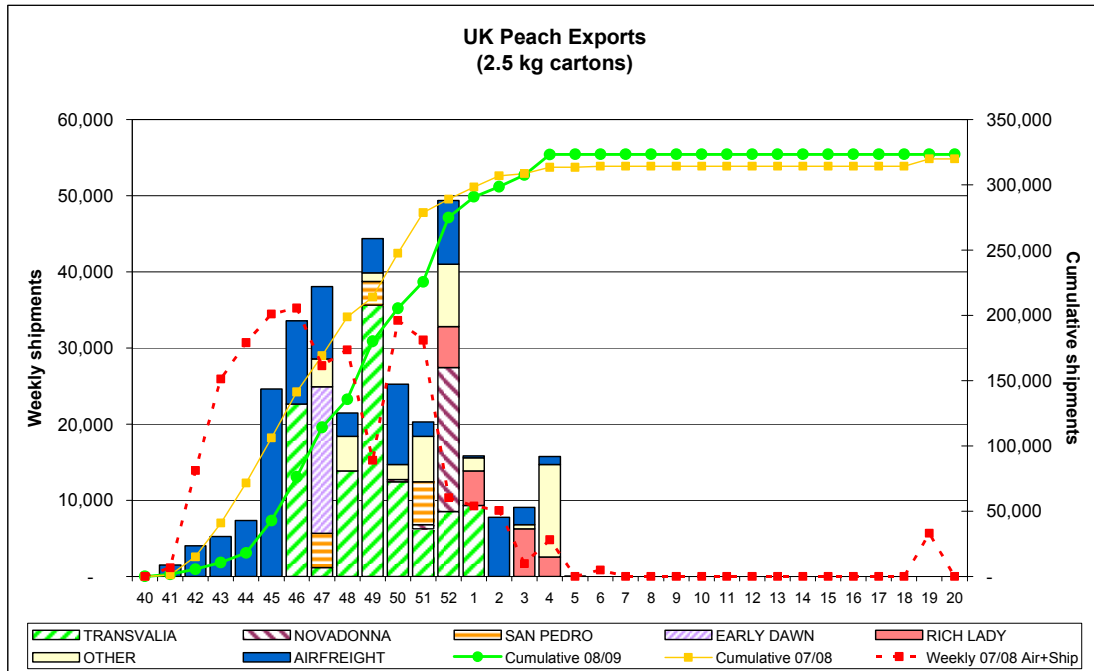
Peaches Passed For Export



Peaches Passed For Export Week 40-12

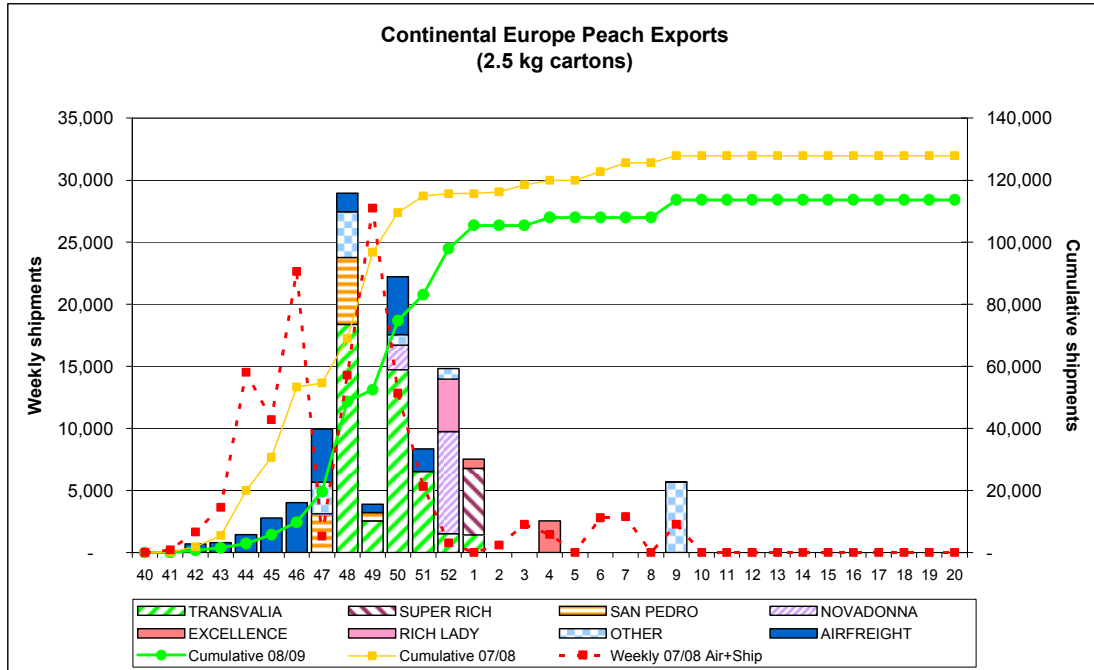


UK Market: Peach Airfreight & Shipments



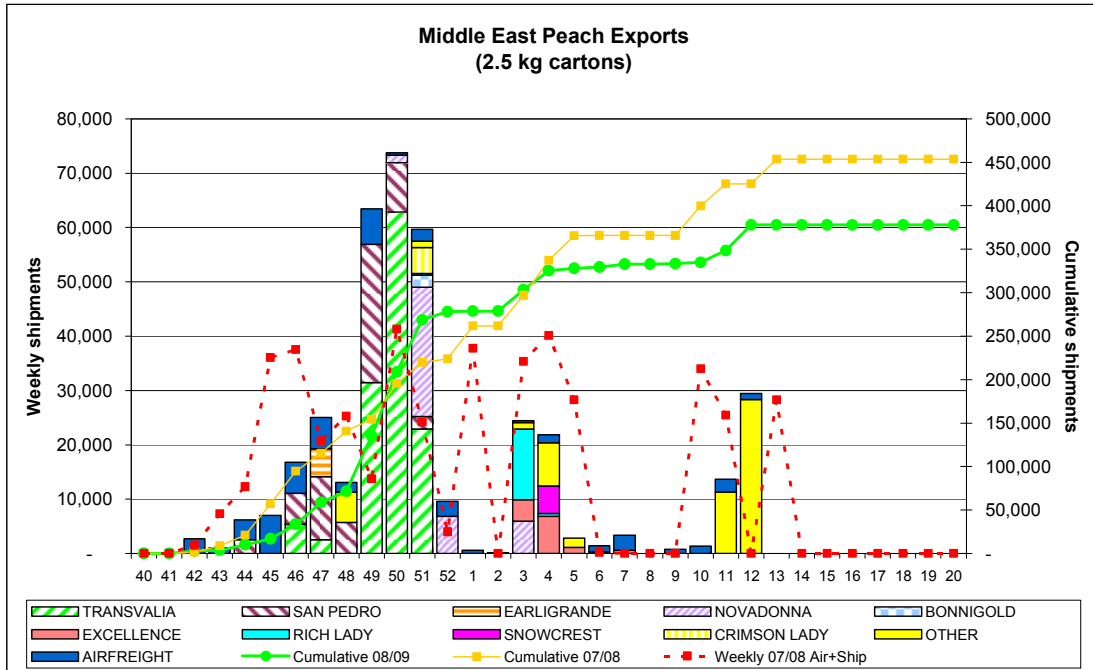
Weekly volumes	2007/2008	2008/2009	Difference	
Week 12	-	-	-	#DIV/0!
Cumulative volumes				
Week 40 to 12	314,322	323,436	9,115	3%

European Market: Peach Airfreight & Shipments



Weekly volumes	2007/2008	2008/2009	Difference	
Week 12	-	-	-	#DIV/0!
Cumulative volumes				
Week 40 to 12	127,927	113,672	-14,255	-11%

Middle East Market: Peach Airfreight & Shipments



Weekly volumes	2007/2008	2008/2009	Difference	
Week 12	-	29,442	29,442	#DIV/0!
Cumulative volumes				
Week 40 to 12	425,103	377,947	-47,156	-11%