

Peach Inspections, Airfreight & Shipments UK, Europe & Middle East

**Week 3
2009/2010**

Information supplied:

Estimates

Industry Inspections

Industry Airfreight & Shipments

Please note:

- 1. Cumulative airfreight & shipment volume is indicated on the right hand axis.**
- 2. Weekly airfreight & shipment volume is indicated on the left hand axis.**

**Issued by Stone Joint Marketing Forum
In co-operation with PPECB**

**(Stefan Conradie Office: 021-870 2923 or Cell: 083 264 7101)
Compiled by Optimal Agricultural Business Systems (OABS)
(Jacques du Preez Tel: 021-870 2900)**

Contents

Stone Fruit Export Estimate: All Markets.....	1
Peach Export Estimate per Cultivar	1
Peaches Passed For Export.....	2
Peaches Passed For Export: Week 40-3	2
UK Market: Peach Airfreight & Shipments.....	3
European Market: Peach Airfreight & Shipments	4
Middle East Market: Airfreight & Shipments.....	5

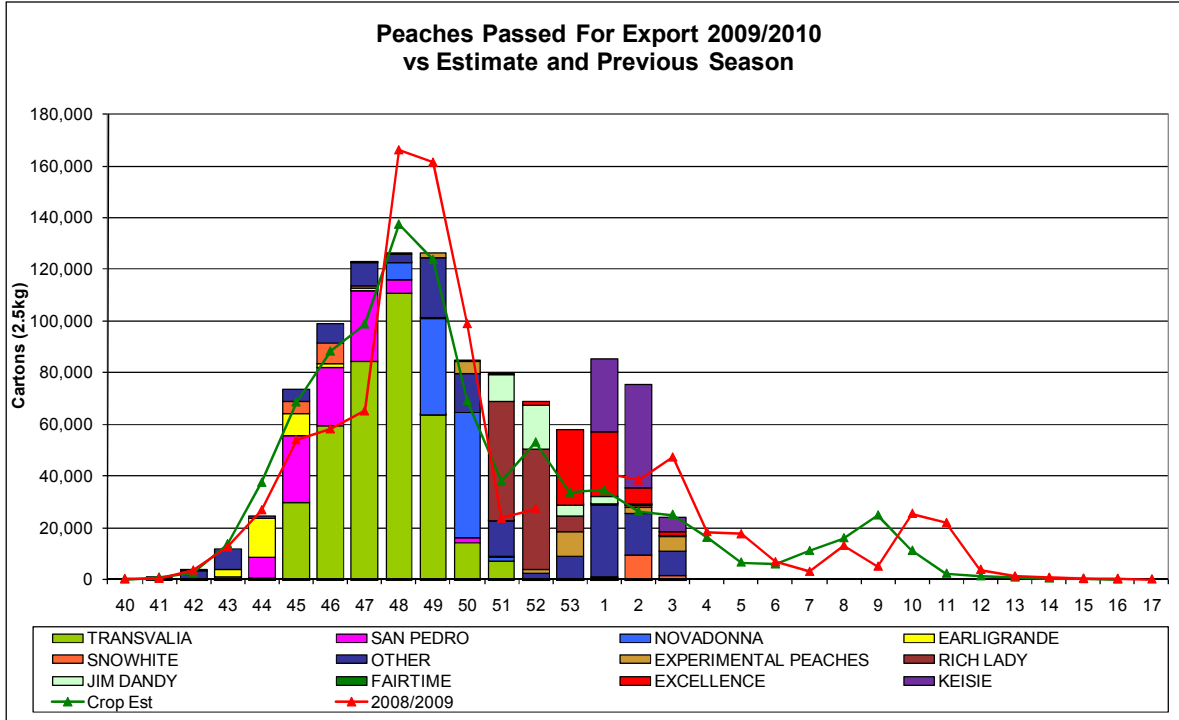
Stone Fruit Export Estimate: All Markets

Product	Carton eq (kg)	2006/2007	2007/2008	2008/2009	3 yr avg	Est 2009/2010	Estimate vs Previous Season	
APRICOTS	4.75	658,329	813,444	1,035,392	835,721	971,317	-6%	-64,075
NECTARINES	2.5	1,868,740	1,953,724	1,969,146	1,930,537	2,349,578	19%	380,432
PEACHES	2.5	738,442	818,304	854,721	803,822	991,383	16%	136,662
PLUMS/PRUNES	5.25	7,741,120	8,836,747	8,896,927	8,491,598	7,877,554	-11%	-1,019,372
Grand Total		11,006,631	12,422,219	12,756,185	12,061,678	12,189,832	-4%	-566,353

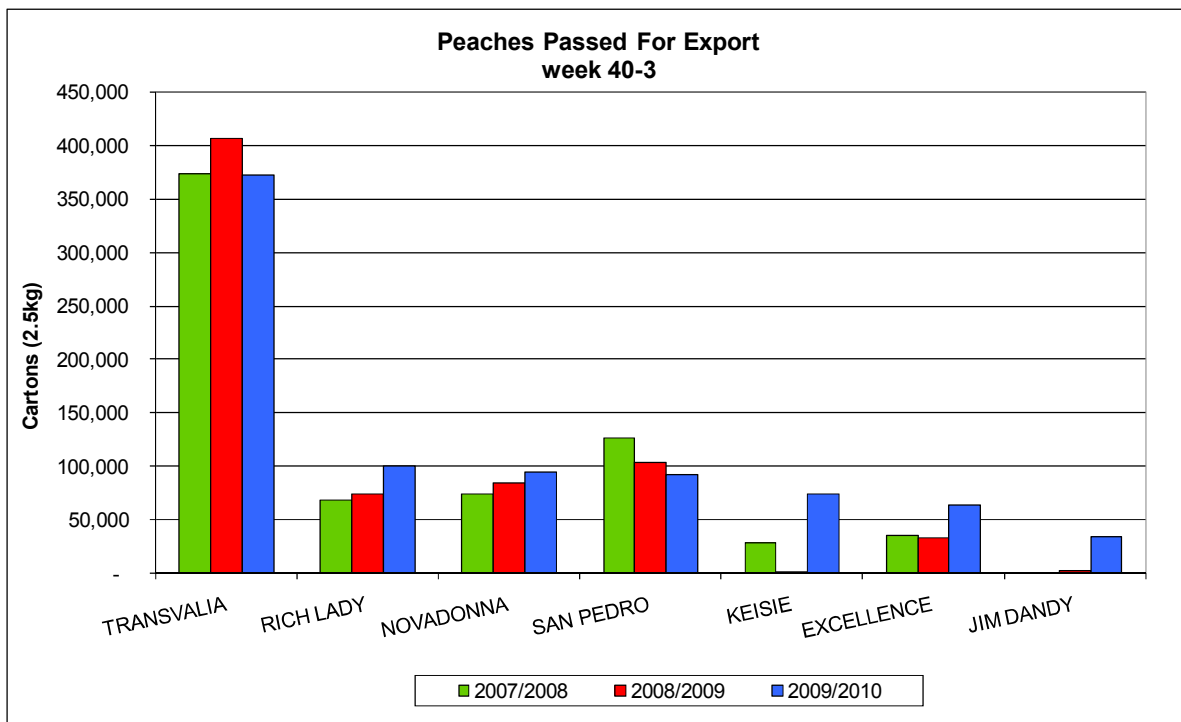
Peach Export Estimate per Cultivar

Cultivar	2006/2007	2007/2008	2008/2009	3 yr avg	Est 2009/2010	Est vs Previous Season	
TRANSVALIA	365,828	373,373	409,389	382,864	372,418	-36,971	-9%
SAN PEDRO	99,779	126,396	104,147	110,107	92,714	-11,433	-11%
RICH LADY	19,297	67,994	73,750	53,681	100,245	26,494	36%
NOVADONNA	86,840	74,564	84,015	81,806	94,184	10,170	12%
EXCELLENCE	60,412	40,533	39,744	46,897	63,406	23,662	60%
EARLIGRANDE	18,936	27,109	27,690	24,578	30,219	2,529	9%
BRITTANEY LANE		1,225	13,936	7,581	28,124	14,188	102%
SUNCREST	13,095	17,239	16,450	15,595	10,596	-5,854	-36%
SNOWCREST	2,401	3,835	12,906	6,381	5,204	-7,702	-60%
EXPERIMENTAL PEACHES	7,294	20,660	13,526	13,827	26,289	12,763	94%
SWEET DECEMBER			6,268	6,268	9,119	2,851	45%
OTHER	64,560	65,375	52,900	60,945	158,865	105,965	200%
Sub Total	738,442	818,304	854,721	810,528	991,383	136,662	16%
FAIRTIME	35,588	60,518	52,982	49,696	52,982	-	0%
KEISIE	20,137	55,704	20,446	32,096	75,499	55,053	269%
KAKAMAS	992	21,563	14,221	12,259	14,221	-	0%
Total Other possible export peache	56,717	137,784	87,649	94,050	142,701	55,053	63%
Grand Total	795,159	956,088	942,370	904,578	1,134,085	191,715	20%

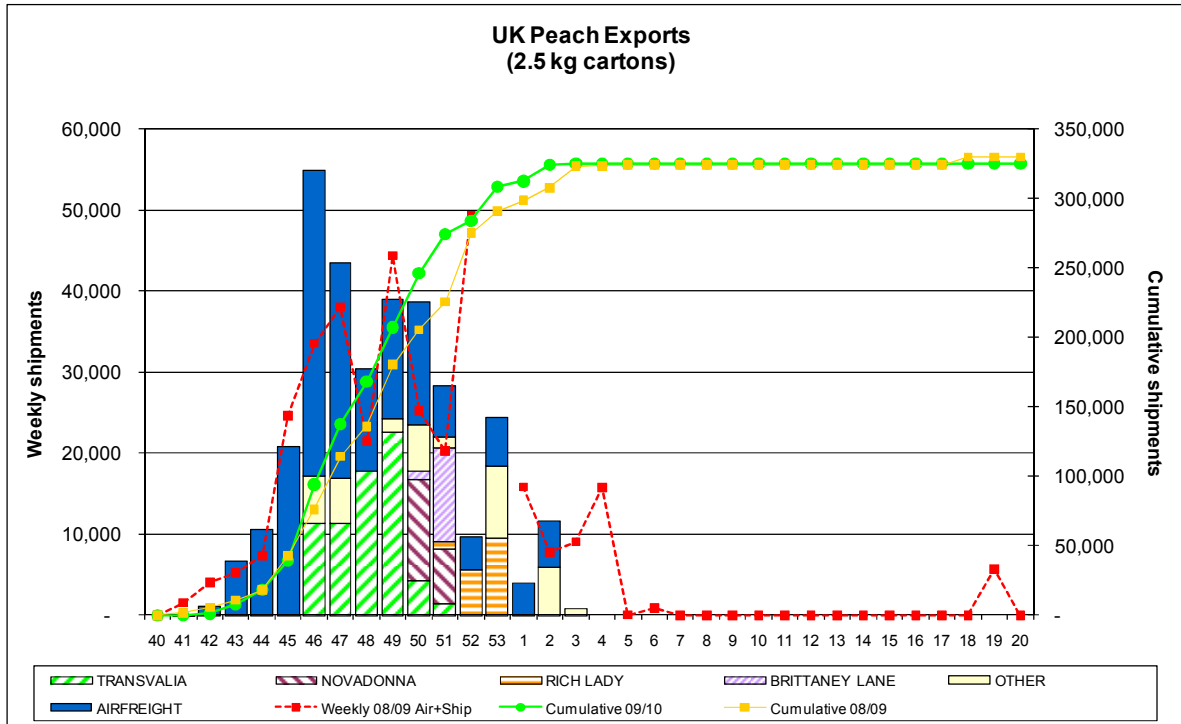
Peaches Passed For Export



Peaches Passed For Export: Week 40-3

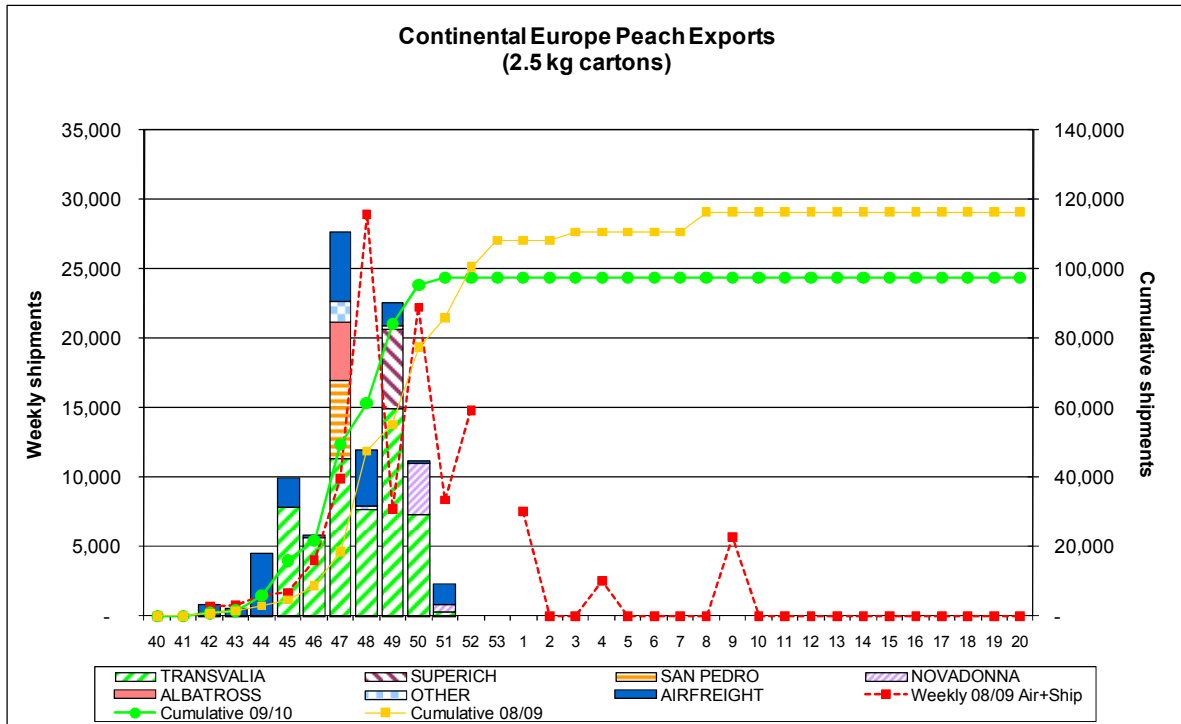


UK Market: Peach Airfreight & Shipments



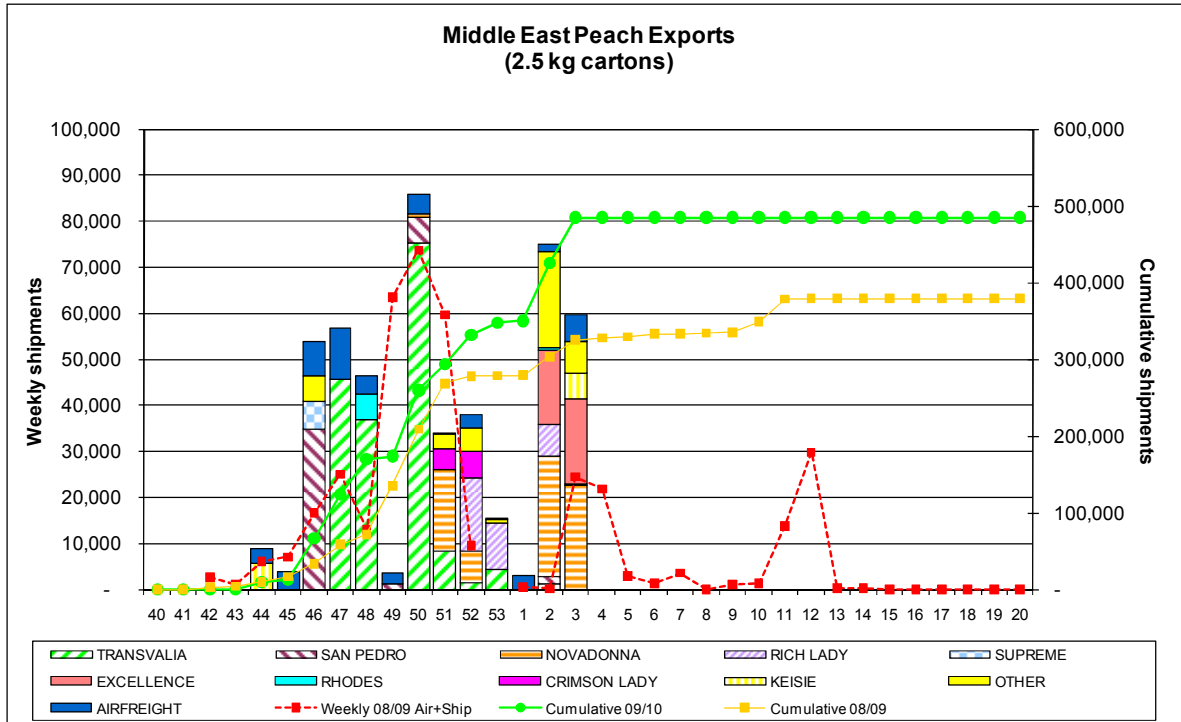
Weekly volumes	2008/2009	2009/2010	Difference	
Week 3	9,047	849	-8,198	-91%
Cumulative volumes				
Week 40 to 3	323,408	324,940	1,531	0%

European Market: Peach Airfreight & Shipments



Weekly volumes	2008/2009	2009/2010	Difference	
Week 3	-	-	-	#DIV/0!
Cumulative volumes				
Week 40 to 3	110,683	97,546	-13,138	-12%

Middle East Market: Airfreight & Shipments



Weekly volumes	2008/2009	2009/2010	Difference	
Week 3	24,457	59,723	35,266	144%
Cumulative volumes				
Week 40 to 3	325,176	484,844	159,668	49%