

# **Peach Inspections, Airfreight & Shipments UK, Europe & Middle East**

**Week 45  
2009/2010**

## **Information supplied:**

**Estimates  
Industry Inspections  
Industry Airfreight & Shipments**

### **Please note:**

- 1. Cumulative airfreight & shipment volume is indicated on the right hand axis.**
- 2. Weekly airfreight & shipment volume is indicated on the left hand axis.**

**Issued by Stone Joint Marketing Forum  
In co-operation with PPECB**

***(Stefan Conradie Office: 021-870 2923 or Cell: 083 264 7101)  
Compiled by Optimal Agricultural Business Systems (OABS)  
(Jacques du Preez Tel: 021-870 2900)***

## **Contents**

Stone Fruit Export Estimate: All Markets.....	1
Peach Export Estimate per Cultivar .....	1
Peaches Passed For Export.....	2
Peaches Passed For Export      Week 40-45 .....	2
UK Market: Peach Airfreight & Shipments.....	3
European Market: Peach Airfreight & Shipments .....	3
Middle East Market: Airfreight & Shipments.....	4

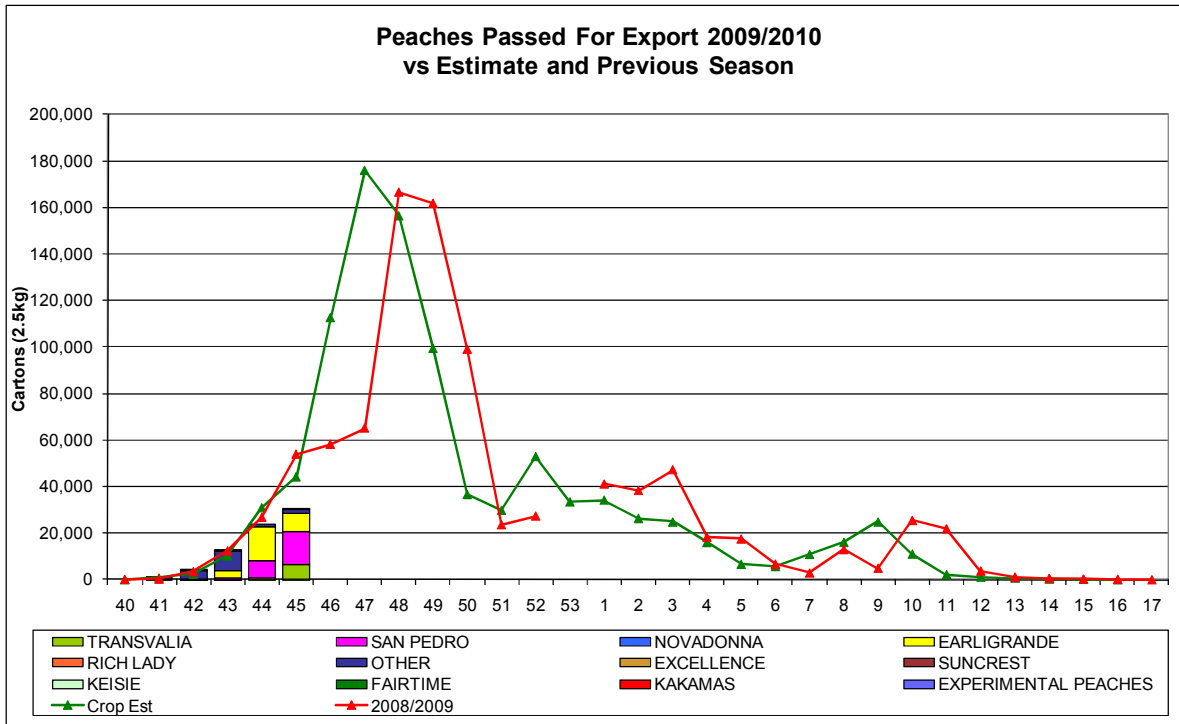
## Stone Fruit Export Estimate: All Markets

Product	Carton eq (kg)	2006/2007	2007/2008	2008/2009	3 yr avg	Est 2009/2010	2009/2010 vs Previous Season	
APRICOTS	4.75	658,329	813,444	1,035,392	835,721	954,886	-8%	-80,506
NECTARINES	2.5	1,868,740	1,953,724	1,969,146	1,930,537	2,184,585	11%	215,439
PEACHES	2.5	795,159	956,088	942,370	897,872	963,933	2%	21,563
PLUMS/PRUNES	5.25	7,741,120	8,836,747	8,896,927	8,491,598	8,981,619	1%	84,692
Grand Total		11,063,348	12,560,003	12,843,834	12,155,728	13,085,022	2%	241,189

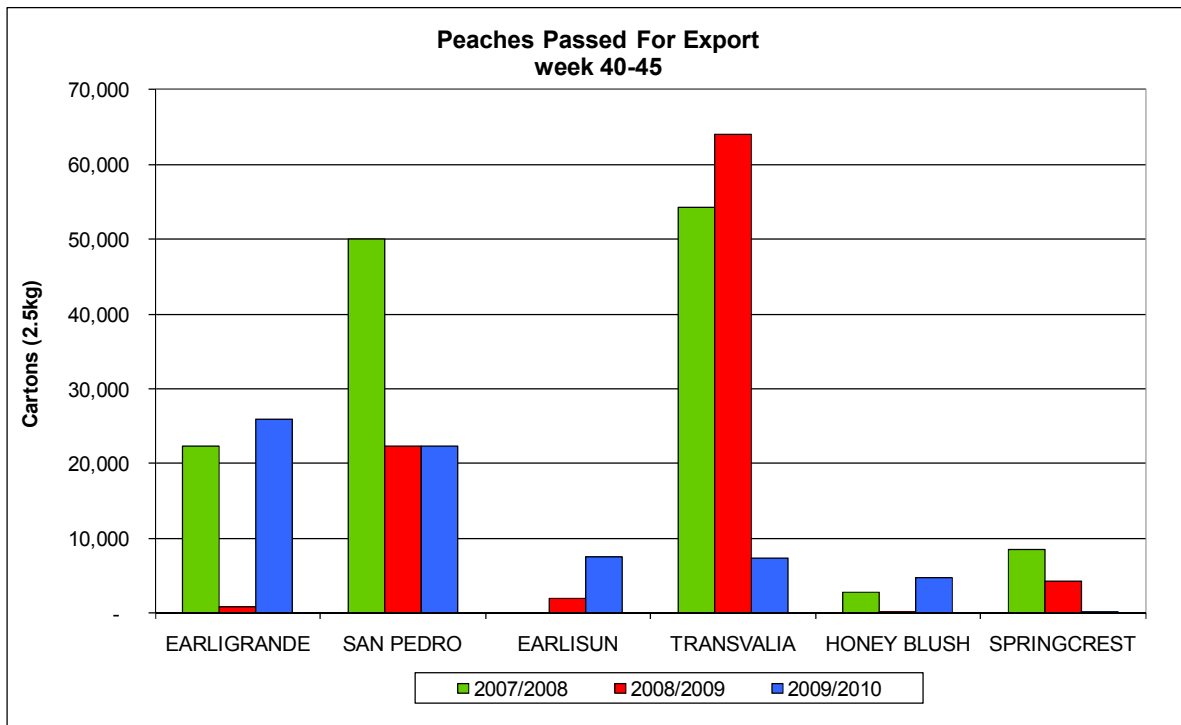
## Peach Export Estimate per Cultivar

Cultivar	2006/2007	2007/2008	2008/2009	3 yr avg	Est 2009/2010	Est vs Previous Season	
TRANSVALIA	365,828	373,373	409,389	382,864	403,569	-5,820	-1%
SAN PEDRO	99,779	126,396	104,147	110,107	93,739	-10,408	-10%
RICH LADY	19,297	67,994	73,750	53,681	80,061	6,311	9%
NOVADONNA	86,840	74,564	84,015	81,806	84,303	288	0%
FAIRTIME	35,588	60,518	52,982	49,696	52,982	-	0%
EXCELLENCE	60,412	40,533	39,744	46,897	40,616	872	2%
EARLIGRANDE	18,936	27,109	27,690	24,578	29,048	1,358	5%
KEISIE	20,137	55,704	20,446	32,096	20,446	-	0%
BRITTANEY LANE		1,225	13,936	7,581	17,420	3,484	25%
SUNCREST	13,095	17,239	16,450	15,595	16,450	-	0%
SNOWCREST	2,401	3,835	12,906	6,381	16,143	3,237	25%
KAKAMAS	992	21,563	14,221	12,259	14,221	-	0%
EXPERIMENTAL PEACHES	7,294	20,660	13,526	13,827	13,526	-	0%
SWEET DECEMBER			6,268	6,268	12,536	6,268	100%
OTHER	64,560	65,375	52,900	60,945	68,874	15,974	30%
Grand Total	795,159	956,088	942,370	904,578	963,933	21,563	2%

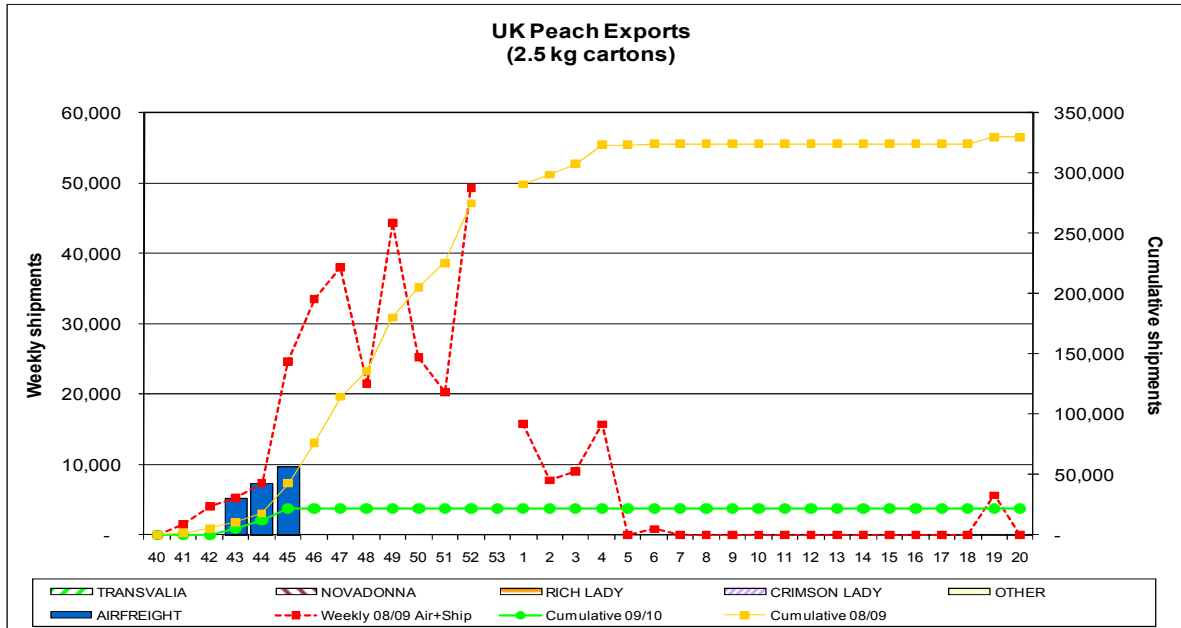
## Peaches Passed For Export



## Peaches Passed For Export Week 40-45

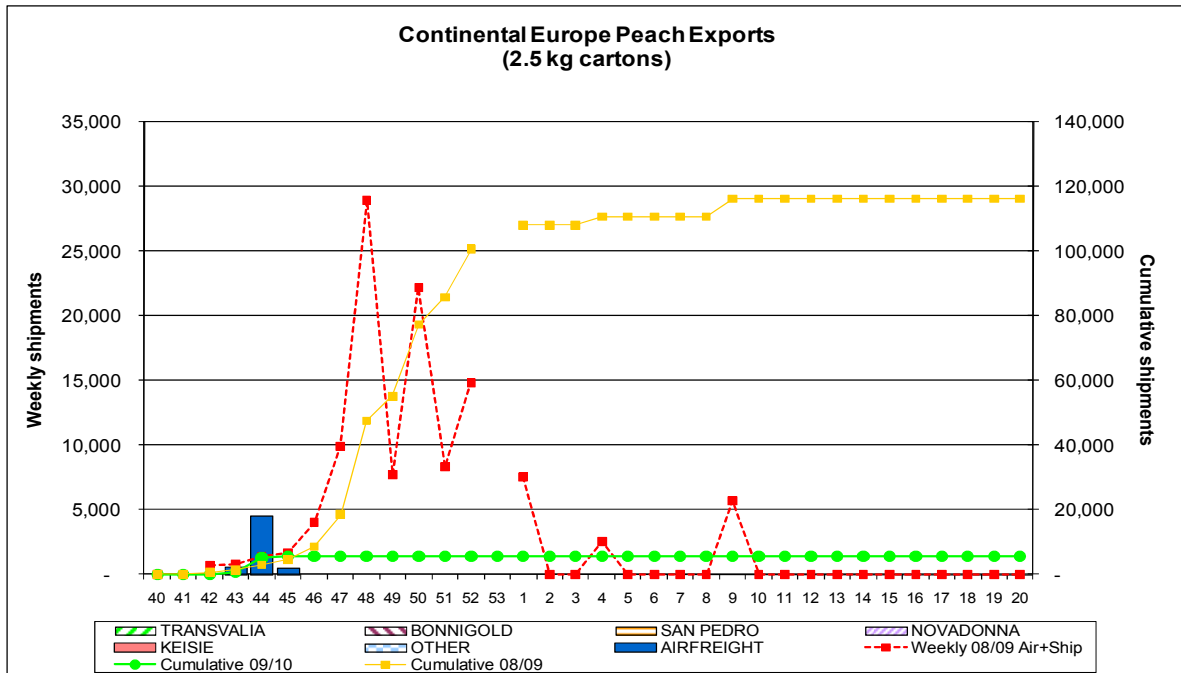


## UK Market: Peach Airfreight & Shipments



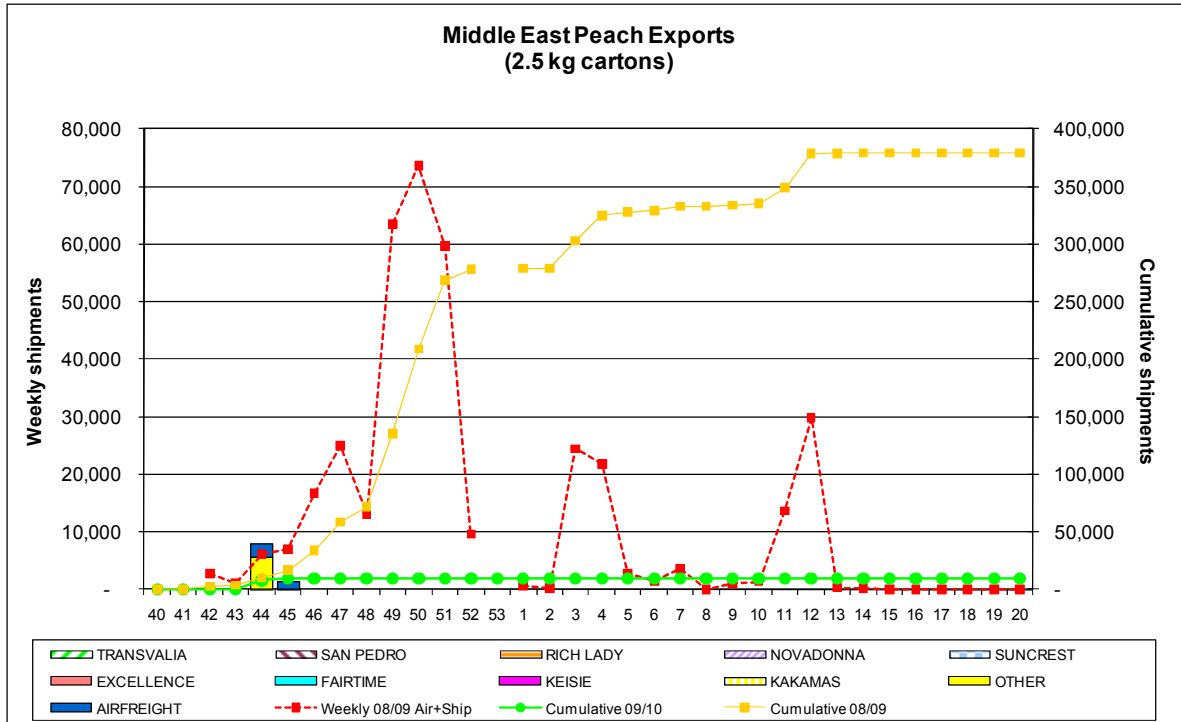
Weekly volumes	2008/2009	2009/2010	Difference	
Week 45	24,641	9,722	-14,919	-61%
<b>Cumulative volumes</b>				
Week 40 to 45	42,722	22,206	-20,516	-48%

## European Market: Peach Airfreight & Shipments



Weekly volumes	2008/2009	2009/2010	Difference	
Week 45	1,696	484	-1,211	-71%
<b>Cumulative volumes</b>				
Week 40 to 45	4,625	5,598	972	21%

# Middle East Market: Airfreight & Shipments



Weekly volumes	2008/2009	2009/2010	Difference	
Week 45	7,017	1,404	-5,612	-80%
<b>Cumulative volumes</b>				
Week 40 to 45	16,922	9,384	-7,539	-45%