

# **Peach Inspections, Airfreight & Shipments UK, Europe & Middle East**

**Week 50  
2009/2010**

## **Information supplied:**

**Estimates  
Industry Inspections  
Industry Airfreight & Shipments**

### **Please note:**

- 1. Cumulative airfreight & shipment volume is indicated on the right hand axis.**
- 2. Weekly airfreight & shipment volume is indicated on the left hand axis.**

**Issued by Stone Joint Marketing Forum  
In co-operation with PPECB**

***(Stefan Conradie Office: 021-870 2923 or Cell: 083 264 7101)  
Compiled by Optimal Agricultural Business Systems (OABS)  
(Jacques du Preez Tel: 021-870 2900)***

## Contents

Stone Fruit Export Estimate: All Markets.....	1
Peach Export Estimate per Cultivar .....	1
Peaches Passed For Export.....	2
Peaches Passed For Export: Week 40-50.....	2
UK Market: Peach Airfreight & Shipments.....	3
European Market: Peach Airfreight & Shipments .....	4
Middle East Market: Airfreight & Shipments.....	5

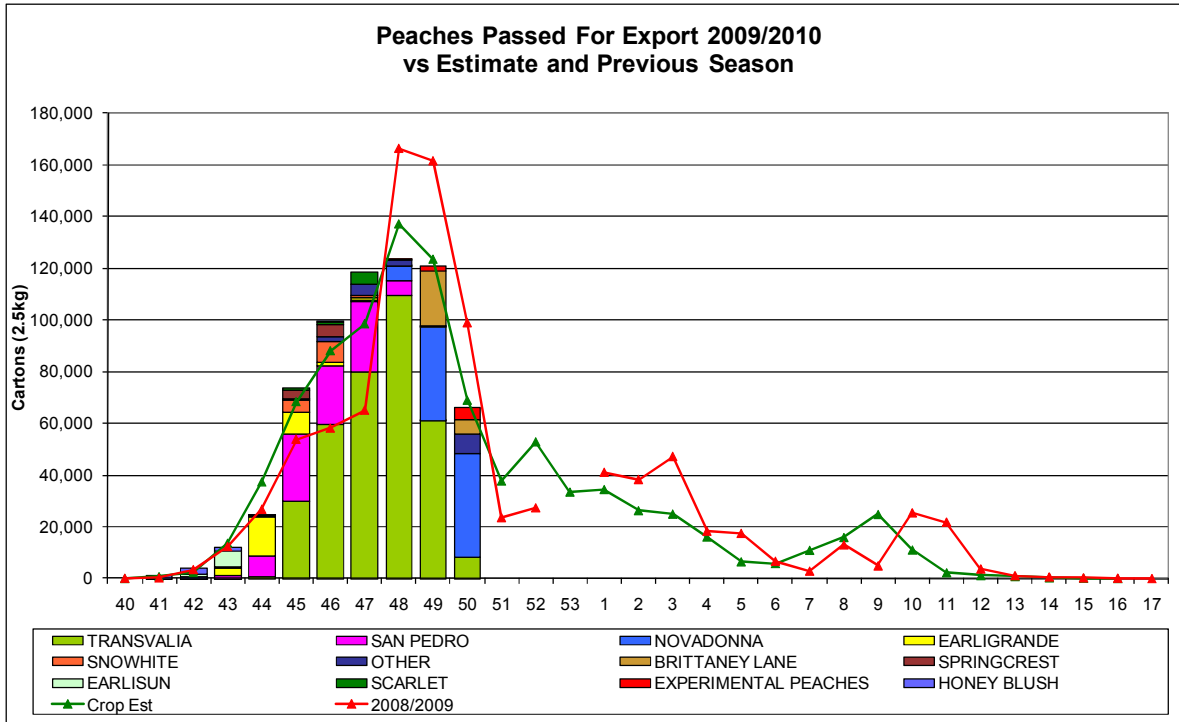
## Stone Fruit Export Estimate: All Markets

Product	Carton eq (kg)	2006/2007	2007/2008	2008/2009	3 yr avg	Est 2009/2010	Estimate vs Previous Season	
APRICOTS	4.75	658,329	813,444	1,035,392	835,721	901,112	-13%	-134,280
NECTARINES	2.5	1,868,740	1,953,724	1,969,146	1,930,537	2,279,551	16%	310,405
PEACHES	2.5	738,442	818,304	854,721	803,822	847,826	-1%	-6,895
PLUMS/PRUNES	5.25	7,741,120	8,836,747	8,896,927	8,491,598	8,737,411	-2%	-159,516
Grand Total		11,006,631	12,422,219	12,756,185	12,061,678	12,765,900	0%	9,715

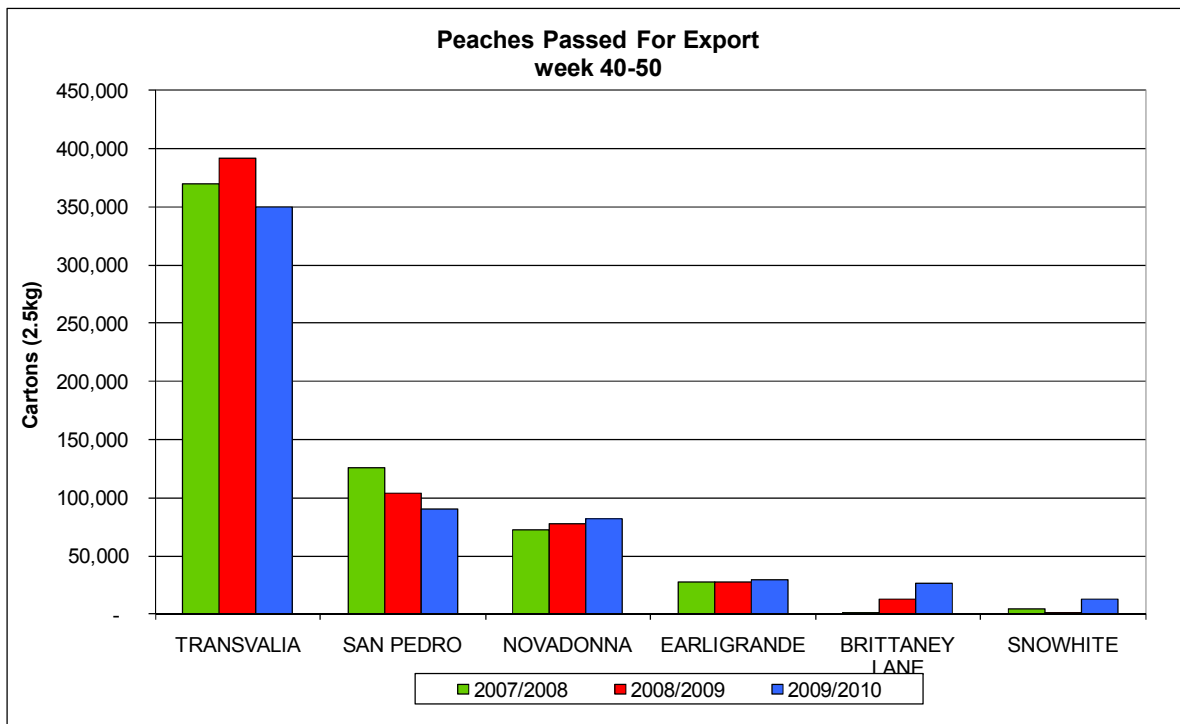
## Peach Export Estimate per Cultivar

Cultivar	2006/2007	2007/2008	2008/2009	3 yr avg	Est 2009/2010	Est vs Previous Season	
TRANSVALIA	365,828	373,373	409,389	382,864	352,993	-56,396	-14%
SAN PEDRO	99,779	126,396	104,147	110,107	90,714	-13,433	-13%
RICH LADY	19,297	67,994	73,750	53,681	80,061	6,311	9%
NOVADONNA	86,840	74,564	84,015	81,806	91,614	7,600	9%
EXCELLENCE	60,412	40,533	39,744	46,897	40,616	872	2%
EARLIGRANDE	18,936	27,109	27,690	24,578	29,682	1,992	7%
BRITTANEY LANE		1,225	13,936	7,581	26,617	12,681	91%
SUNCREST	13,095	17,239	16,450	15,595	16,450	-	0%
SNOWCREST	2,401	3,835	12,906	6,381	16,143	3,237	25%
EXPERIMENTAL PEACHES	7,294	20,660	13,526	13,827	13,526	-	0%
SWEET DECEMBER			6,268	6,268	12,536	6,268	100%
OTHER	64,560	65,375	52,900	60,945	76,874	23,974	45%
Sub Total	738,442	818,304	854,721	810,528	847,826	-6,895	-1%
FAIRTIME	35,588	60,518	52,982	49,696	52,982	-	0%
KEISIE	20,137	55,704	20,446	32,096	20,446	-	0%
KAKAMAS	992	21,563	14,221	12,259	14,221	-	0%
Total Other Possible Export Peaches	56,717	137,784	87,649	94,050	87,649	-	0%
Grand Total	795,159	956,088	942,370	904,578	935,475	-6,895	-1%

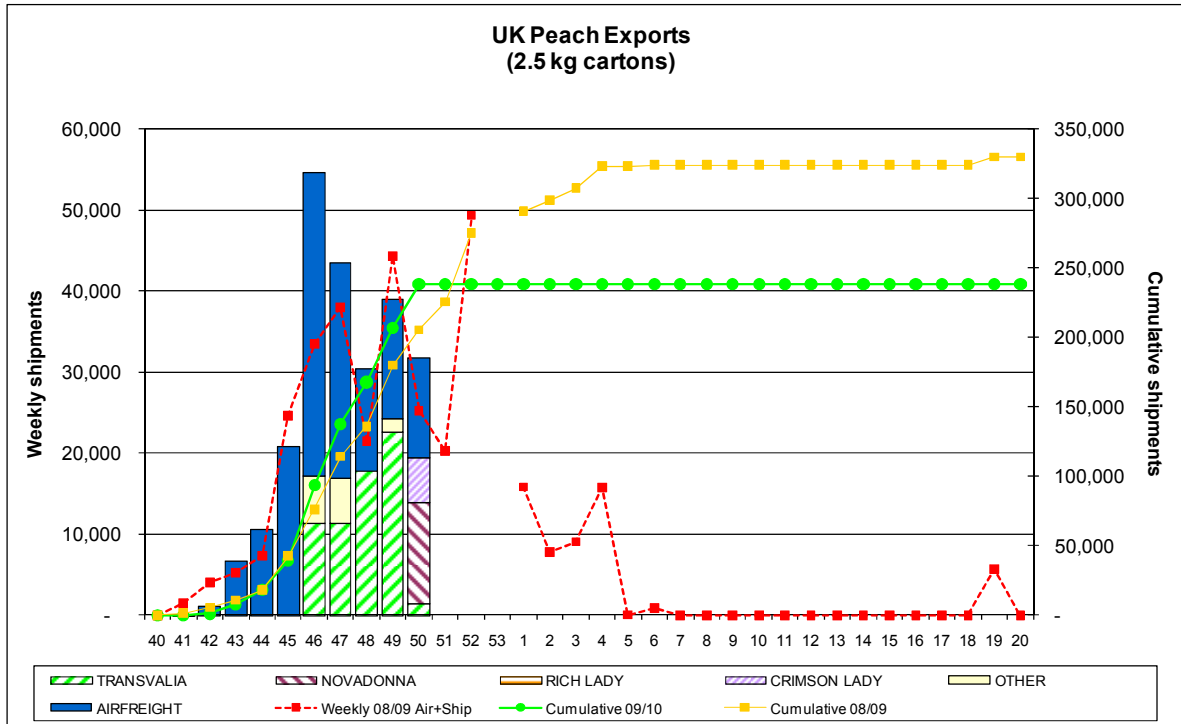
## Peaches Passed For Export



## Peaches Passed For Export: Week 40-50

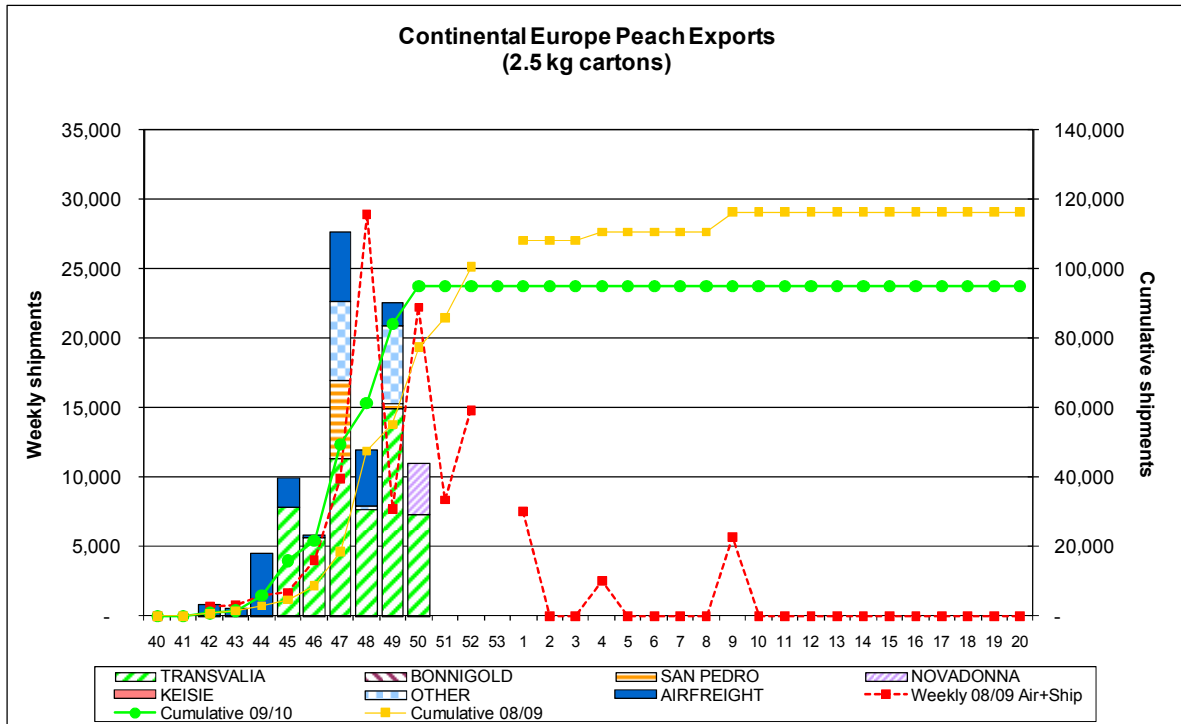


# UK Market: Peach Airfreight & Shipments



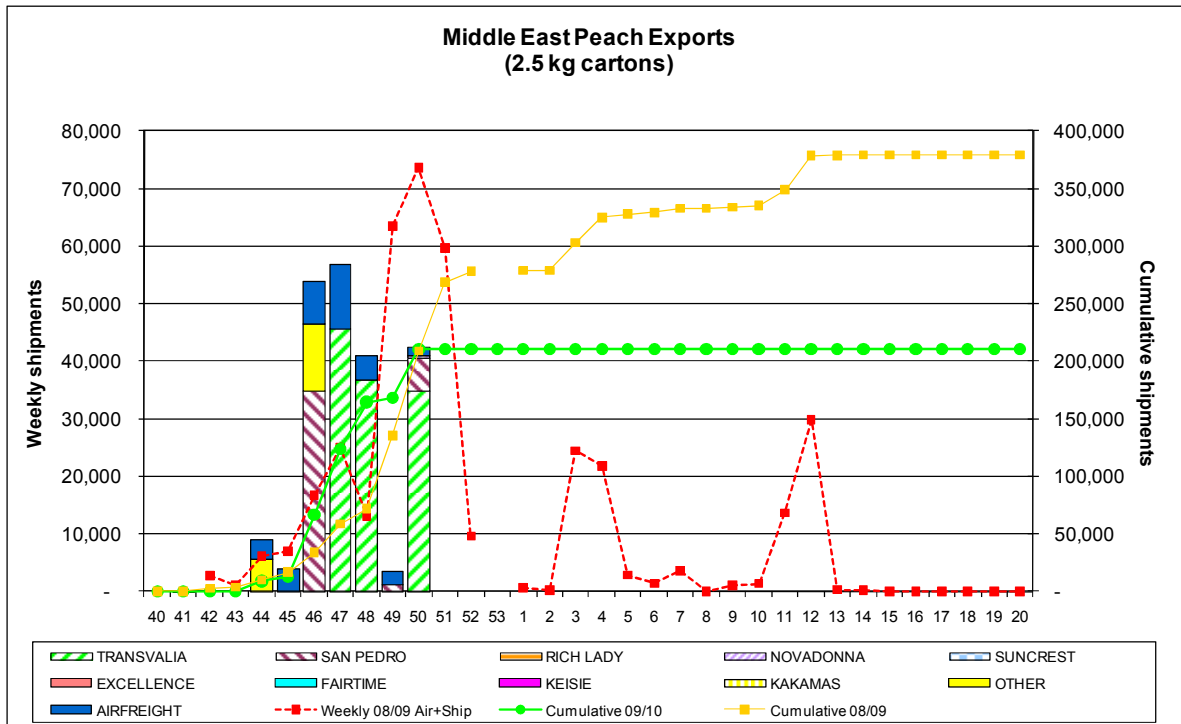
Weekly volumes	2008/2009	2009/2010	Difference	
Week 50	25,249	31,839	6,590	26%
<b>Cumulative volumes</b>				
Week 40 to 50	205,407	238,685	33,278	16%

# European Market: Peach Airfreight & Shipments



Weekly volumes	2008/2009	2009/2010	Difference	
Week 50	22,219	11,037	-11,182	-50%
<b>Cumulative volumes</b>				
Week 40 to 50	77,422	95,070	17,648	23%

# Middle East Market: Airfreight & Shipments



Weekly volumes	2008/2009	2009/2010	Difference	
Week 50	73,716	42,394	-31,322	-42%
<b>Cumulative volumes</b>				
Week 40 to 50	208,880	210,450	1,570	1%