

Peach Inspections, Airfreight & Shipments UK, Europe & Middle East

**Week 51
2009/2010**

Information supplied:

**Estimates
Industry Inspections
Industry Airfreight & Shipments**

Please note:

- 1. Cumulative airfreight & shipment volume is indicated on the right hand axis.**
- 2. Weekly airfreight & shipment volume is indicated on the left hand axis.**

**Issued by Stone Joint Marketing Forum
In co-operation with PPECB**

**(Stefan Conradie Office: 021-870 2923 or Cell: 083 264 7101)
Compiled by Optimal Agricultural Business Systems (OABS)
(Jacques du Preez Tel: 021-870 2900)**

Contents

Stone Fruit Export Estimate: All Markets.....	1
Peach Export Estimate per Cultivar	1
Peaches Passed For Export.....	2
Peaches Passed For Export: Week 40-51	2
UK Market: Peach Airfreight & Shipments.....	3
European Market: Peach Airfreight & Shipments	4
Middle East Market: Airfreight & Shipments.....	5

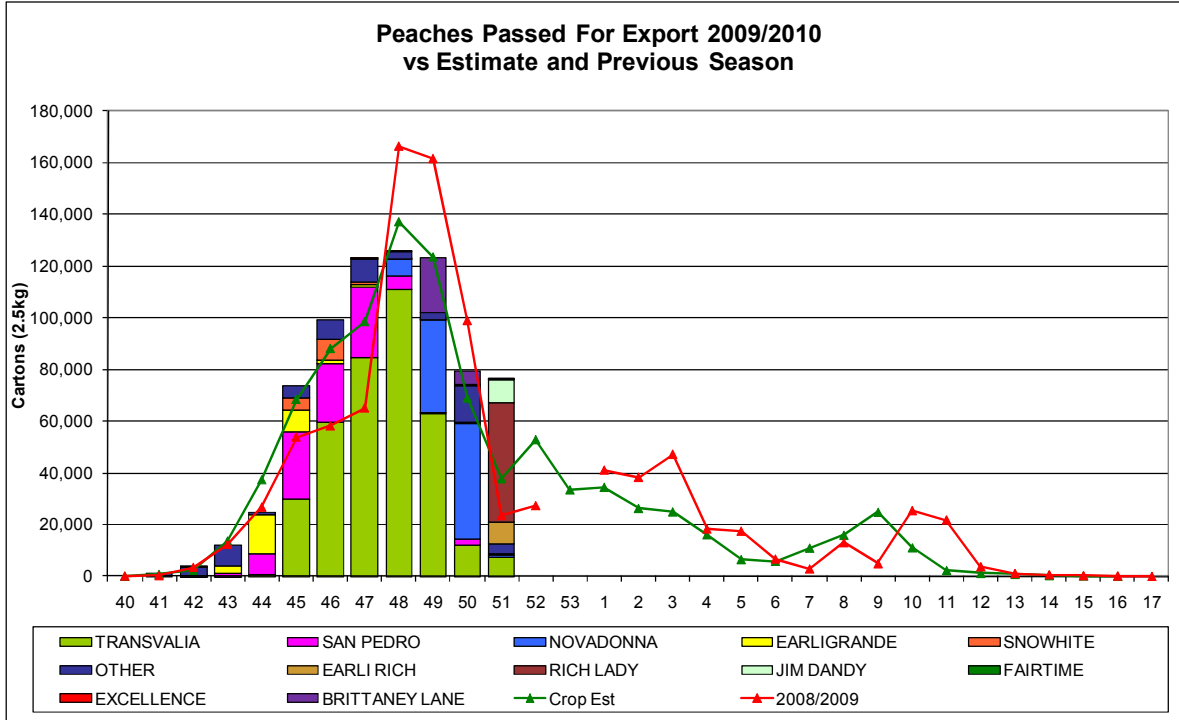
Stone Fruit Export Estimate: All Markets

Product	Carton eq (kg)	2006/2007	2007/2008	2008/2009	3 yr avg	Est 2009/2010	Estimate vs Previous Season	
APRICOTS	4.75	658,329	813,444	1,035,392	835,721	949,902	-8%	-85,489
NECTARINES	2.5	1,868,740	1,953,724	1,969,146	1,930,537	2,313,453	17%	344,308
PEACHES	2.5	795,159	956,088	942,370	897,872	960,078	2%	17,709
PLUMS/PRUNES	5.25	7,741,120	8,836,747	8,896,927	8,491,598	8,818,605	-1%	-78,322
Grand Total		11,063,348	12,560,003	12,843,834	12,155,728	13,042,039	2%	198,206

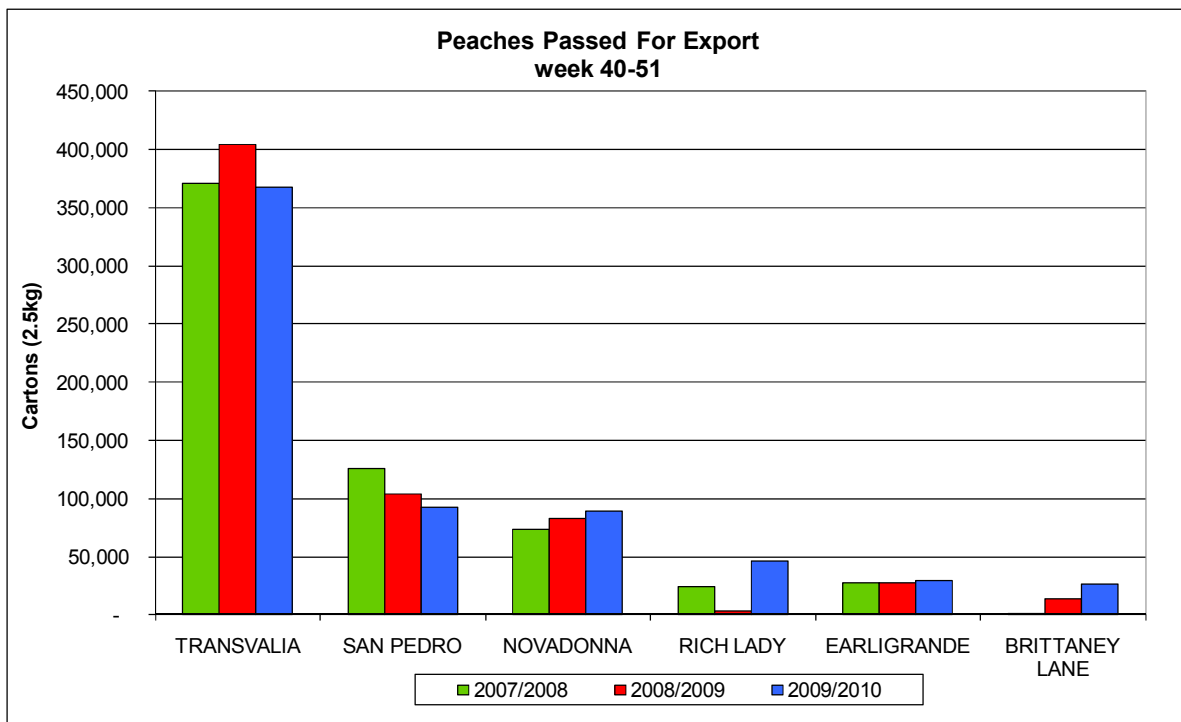
Peach Export Estimate per Cultivar

Cultivar	2006/2007	2007/2008	2008/2009	3 yr avg	Est 2009/2010	Est vs Previous Season	
TRANSVALIA	365,828	373,373	409,389	382,864	369,878	-39,512	-10%
SAN PEDRO	99,779	126,396	104,147	110,107	92,684	-11,463	-11%
RICH LADY	19,297	67,994	73,750	53,681	80,061	6,311	9%
NOVADONNA	86,840	74,564	84,015	81,806	91,614	7,600	9%
EXCELLENCE	60,412	40,533	39,744	46,897	40,616	872	2%
EARLIGRANDE	18,936	27,109	27,690	24,578	30,054	2,364	9%
BRITTANEY LANE		1,225	13,936	7,581	26,811	12,875	92%
SUNCREST	13,095	17,239	16,450	15,595	16,450	-	0%
SNOWCREST	2,401	3,835	12,906	6,381	16,143	3,237	25%
EXPERIMENTAL PEACHES	7,294	20,660	13,526	13,827	13,526	-	0%
SWEET DECEMBER			6,268	6,268	12,536	6,268	100%
OTHER	64,560	65,375	52,900	60,945	82,057	29,157	55%
Sub Total	738,442	818,304	854,721	810,528	872,430	17,709	2%
FAIRTIME	35,588	60,518	52,982	49,696	52,982	-	0%
KEISIE	20,137	55,704	20,446	32,096	20,446	-	0%
KAKAMAS	992	21,563	14,221	12,259	14,221	-	0%
Total Other possible export peache	56,717	137,784	87,649	94,050	87,649	-	0%
Grand Total	795,159	956,088	942,370	904,578	960,078	17,709	2%

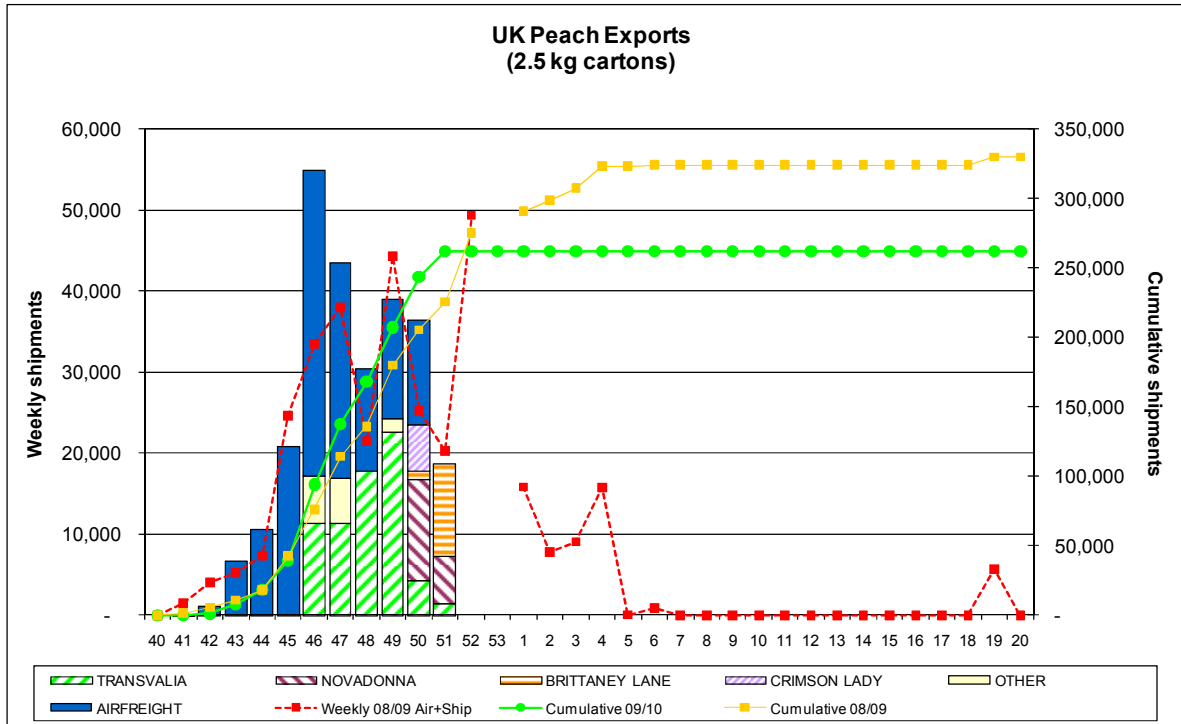
Peaches Passed For Export



Peaches Passed For Export: Week 40-51

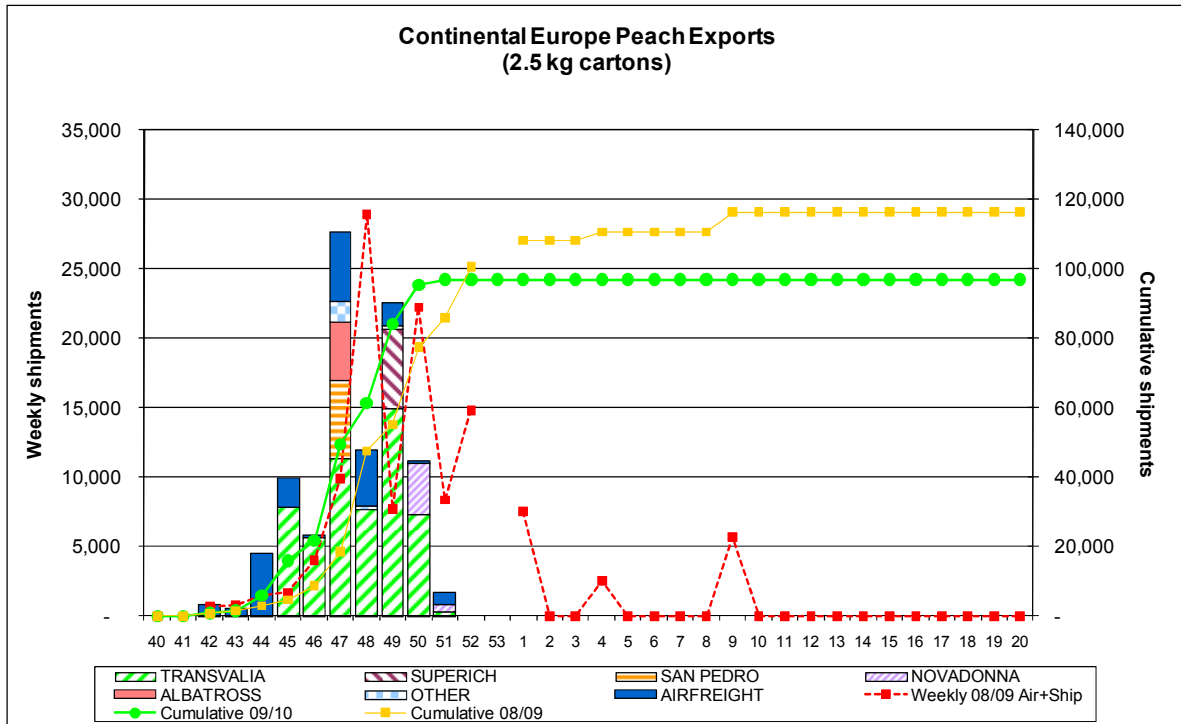


UK Market: Peach Airfreight & Shipments



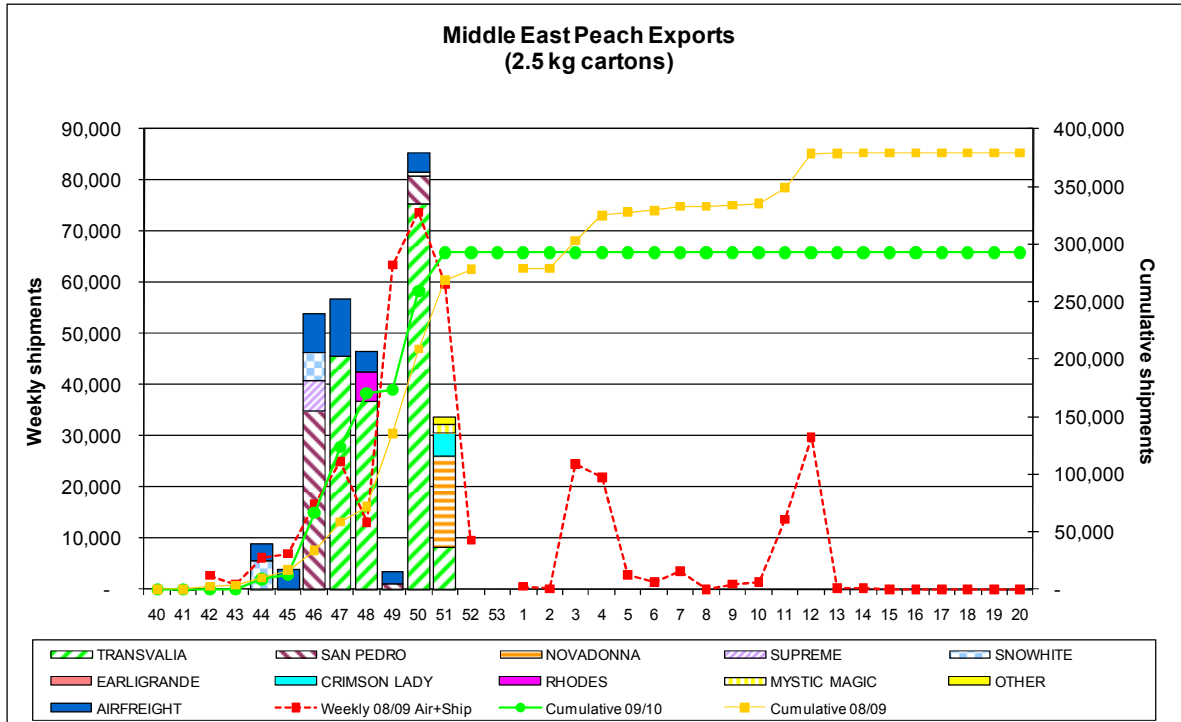
Weekly volumes	2008/2009	2009/2010	Difference	
Week 51	20,295	18,678	-1,617	-8%
Cumulative volumes				
Week 40 to 51	225,702	262,251	36,549	16%

European Market: Peach Airfreight & Shipments



Weekly volumes	2008/2009	2009/2010	Difference	
Week 51	8,355	1,680	-6,675	-80%
Cumulative volumes				
Week 40 to 51	85,777	96,928	11,150	13%

Middle East Market: Airfreight & Shipments



Weekly volumes	2008/2009	2009/2010	Difference	
Week 51	59,651	33,677	-25,974	-44%
Cumulative volumes				
Week 40 to 51	268,531	292,658	24,126	9%