

# **Peach Inspections, Airfreight & Shipments UK, Europe & Middle East**

**Week 53  
2009/2010**

## **Information supplied:**

**Estimates  
Industry Inspections  
Industry Airfreight & Shipments**

### **Please note:**

- 1. Cumulative airfreight & shipment volume is indicated on the right hand axis.**
- 2. Weekly airfreight & shipment volume is indicated on the left hand axis.**

**Issued by Stone Joint Marketing Forum  
In co-operation with PPECB**

***(Stefan Conradie Office: 021-870 2923 or Cell: 083 264 7101)  
Compiled by Optimal Agricultural Business Systems (OABS)  
(Jacques du Preez Tel: 021-870 2900)***

## **Contents**

Stone Fruit Export Estimate: All Markets.....	1
Peach Export Estimate per Cultivar .....	1
Peaches Passed For Export.....	2
Peaches Passed For Export: Week 40-53/1 .....	2
UK Market: Peach Airfreight & Shipments.....	3
European Market: Peach Airfreight & Shipments .....	4
Middle East Market: Airfreight & Shipments.....	5

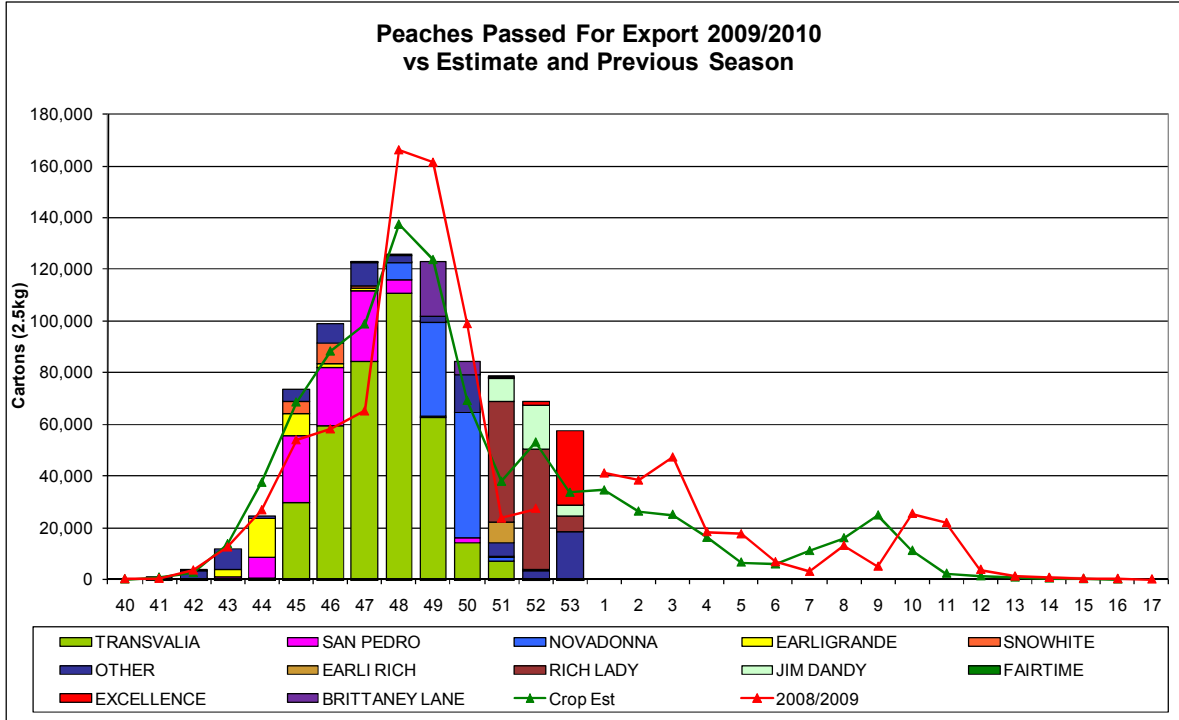
## Stone Fruit Export Estimate: All Markets

Product	Carton eq (kg)	2006/2007	2007/2008	2008/2009	3 yr avg	Est 2009/2010	Estimate vs Previous Season	
APRICOTS	4.75	658,329	813,444	1,035,392	835,721	969,852	-6%	-65,539
NECTARINES	2.5	1,868,740	1,953,724	1,969,146	1,930,537	2,311,460	17%	342,314
PEACHES	2.5	738,442	818,304	854,721	803,822	906,730	6%	52,010
PLUMS/PRUNES	5.25	7,741,120	8,836,747	8,896,927	8,491,598	8,405,541	-6%	-491,385
Grand Total		11,006,631	12,422,219	12,756,185	12,061,678	12,593,584	-1%	-162,601

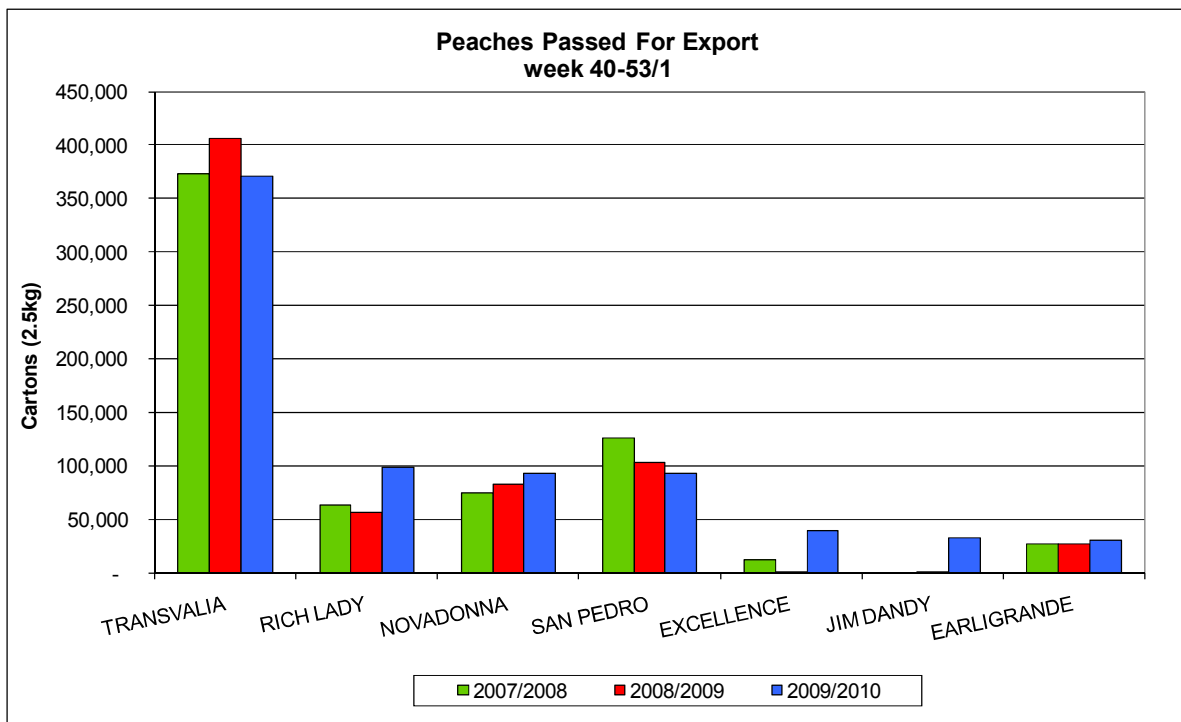
## Peach Export Estimate per Cultivar

Cultivar	2006/2007	2007/2008	2008/2009	3 yr avg	Est 2009/2010	Est vs Previous Season	
TRANSVALIA	365,828	373,373	409,389	382,864	370,516	-38,873	-9%
SAN PEDRO	99,779	126,396	104,147	110,107	92,684	-11,463	-11%
RICH LADY	19,297	67,994	73,750	53,681	99,288	25,538	35%
NOVADONNA	86,840	74,564	84,015	81,806	93,089	9,075	11%
EXCELLENCE	60,412	40,533	39,744	46,897	45,014	5,269	13%
EARLIGRANDE	18,936	27,109	27,690	24,578	30,109	2,419	9%
BRITTANEY LANE		1,225	13,936	7,581	26,811	12,875	92%
SUNCREST	13,095	17,239	16,450	15,595	16,450	-	0%
SNOWCREST	2,401	3,835	12,906	6,381	2,999	-9,907	-77%
EXPERIMENTAL PEACHES	7,294	20,660	13,526	13,827	17,326	3,801	28%
SWEET DECEMBER			6,268	6,268	5,296	-972	-16%
OTHER	64,560	65,375	52,900	60,945	107,148	54,248	103%
<b>Sub Total</b>	<b>738,442</b>	<b>818,304</b>	<b>854,721</b>	<b>810,528</b>	<b>906,730</b>	<b>52,010</b>	<b>6%</b>
FAIRTIME	35,588	60,518	52,982	49,696	52,982	-	0%
KEISIE	20,137	55,704	20,446	32,096	20,446	-	0%
KAKAMAS	992	21,563	14,221	12,259	14,221	-	0%
Total Other possible export peache	56,717	137,784	87,649	94,050	87,649	-	0%
<b>Grand Total</b>	<b>795,159</b>	<b>956,088</b>	<b>942,370</b>	<b>904,578</b>	<b>994,379</b>	<b>52,010</b>	<b>6%</b>

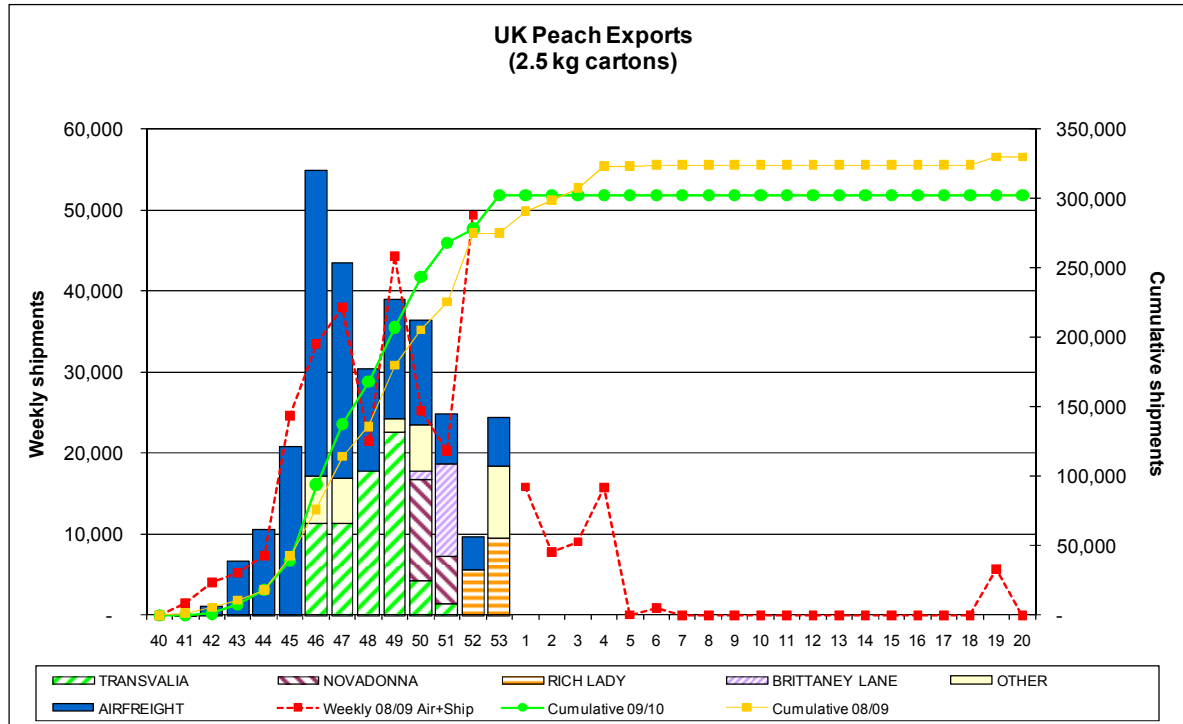
## Peaches Passed For Export



## Peaches Passed For Export: Week 40-53/1

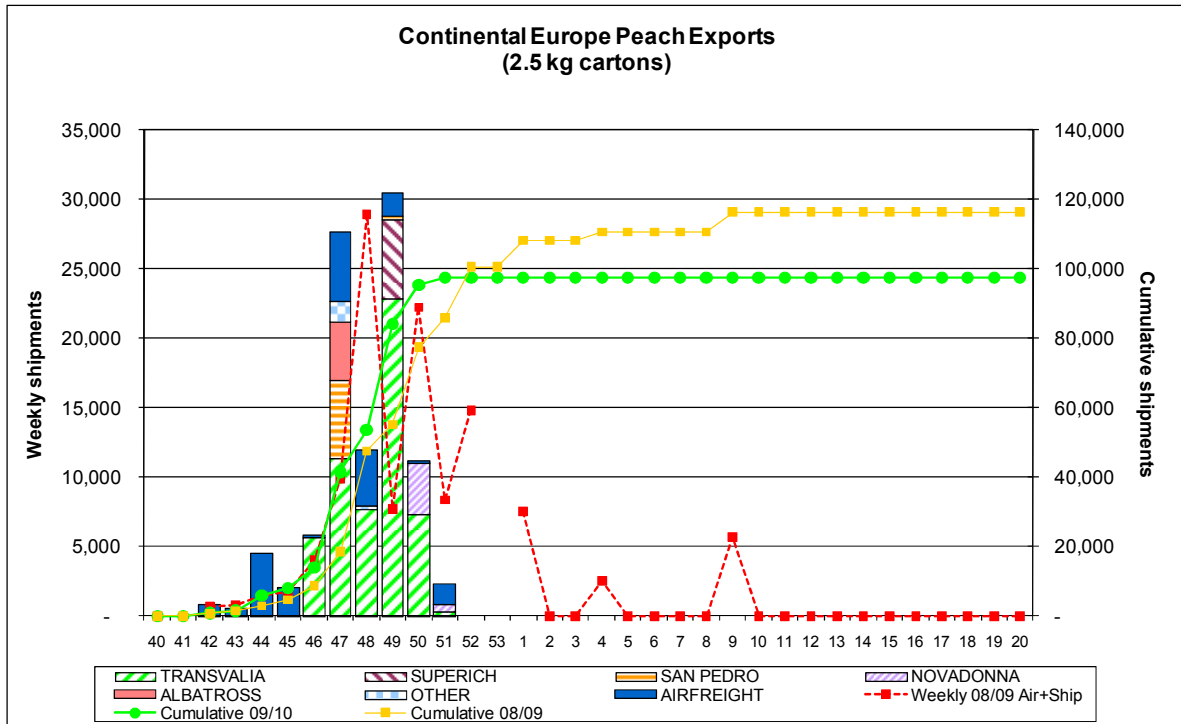


# UK Market: Peach Airfreight & Shipments



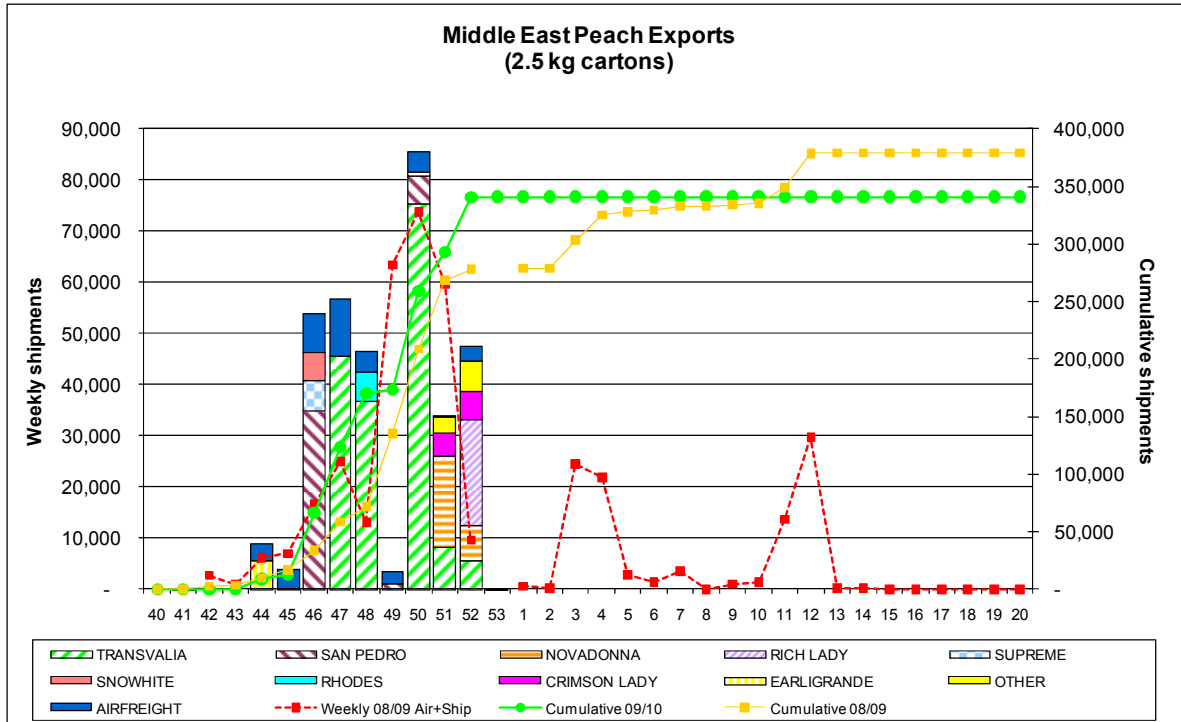
Weekly volumes	2008/2009	2009/2010	Difference	
Week 53	-	24,505	24,505	#DIV/0!
<b>Cumulative volumes</b>				
Week 40 to 53	275,060	302,684	27,624	10%

# European Market: Peach Airfreight & Shipments



Weekly volumes	2008/2009	2009/2010	Difference	
Week 53	-	-	-	#DIV/0!
<b>Cumulative volumes</b>				
Week 40 to 53	100,604	97,546	-3,059	-3%

# Middle East Market: Airfreight & Shipments



Weekly volumes	2008/2009	2009/2010	Difference
Week 53	-	235	235 #DIV/0!
<b>Cumulative volumes</b>			
Week 40 to 53	-	341,118	341,118 #DIV/0!