

Plum Inspections, Airfreight & Shipments UK, Europe & Middle East

**Week 45
2009/2010**

Information supplied:

Estimate

Industry Inspections

Industry Airfreight & Shipments

Please note:

- 1. Cumulative airfreight & shipment volume is indicated on the right hand axis.**
- 2. Weekly airfreight & shipment volume is indicated on the left hand axis.**

**Issued by Stone Joint Marketing Forum
In co-operation with PPECB**

For enquiries please contact:

Stefan Conradie: Office 021-870 2923 or Cell: 083 264 7101

Suzelna Louw: 021-870 2900

Table of Contents

Stone Fruit Export Estimate: All Markets3
Plum Export Estimate per Cultivar.....3
Plums Passed For Export.....4
Plums Passed For Export: Week 40-444
UK Market: Plum Airfreight & Shipments5
UK Market: Red Plum Shipments5
UK Market: Black Plum Shipments6
UK Market: Yellow Plum Shipments.....6
European Market: Plum Airfreight & Shipments.....7
European Market: Red Plum Shipments7
European Market: Black Plum Shipments.....8
European Market: Yellow Plum Shipments8
Middle East Market: Airfreight & Shipments9
Middle East Market: Red Plum Shipments9
Middle East Market: Black Plum Shipments10
Middle East Market: Black Plum Shipments10

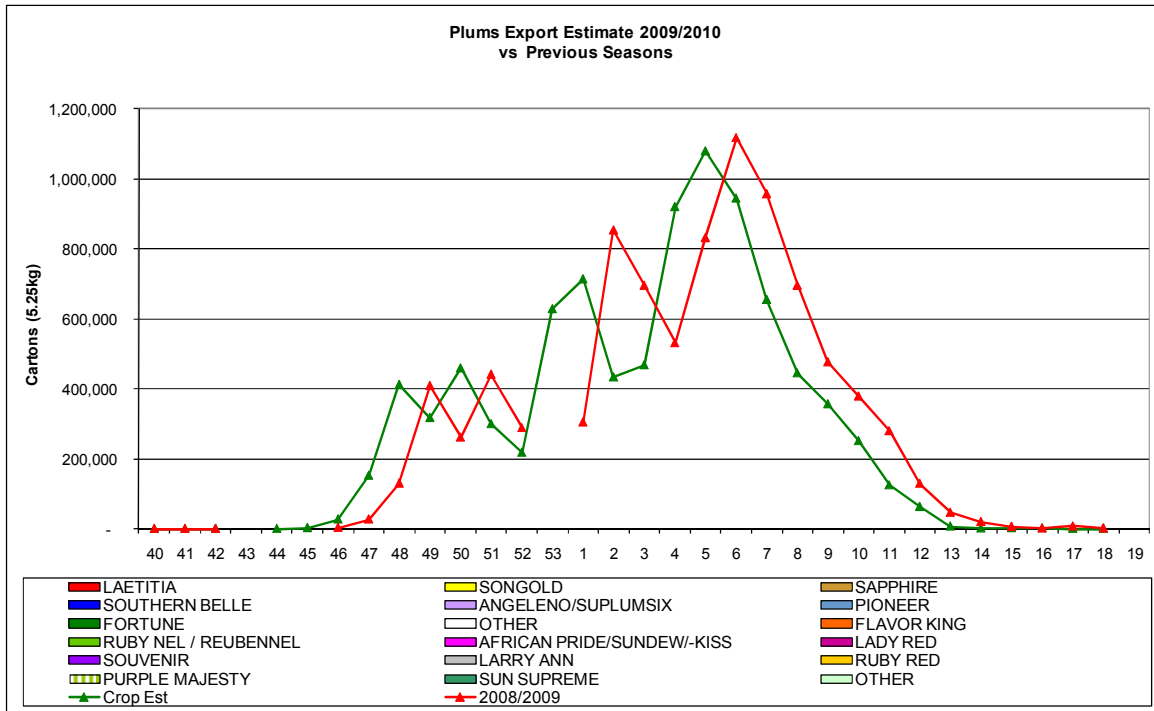
Stone Fruit Export Estimate: All Markets

Product	Carton eq (kg)	2006/2007	2007/2008	2008/2009	3 yr avg	Est 2009/2010	2009/2010 vs Previous Season	
APRICOTS	4.75	658,329	813,444	1,035,392	835,721	954,886	-8%	-80,506
NECTARINES	2.5	1,868,740	1,953,724	1,969,146	1,930,537	2,184,585	11%	215,439
PEACHES	2.5	795,159	956,088	942,370	897,872	963,933	2%	21,563
PLUMS/PRUNES	5.25	7,741,120	8,836,747	8,896,927	8,491,598	8,981,619	1%	84,692
Grand Total		11,063,348	12,560,003	12,843,834	12,155,728	13,085,022	2%	241,189

Plum Export Estimate per Cultivar

Cultivar	2006/2007	2007/2008	2008/2009	3 yr avg	Est 2009/2010	Est vs Previous Season	
LAETITIA	1,769,394	2,225,619	1,920,724	1,971,912	1,910,706	-10,018	-1%
SONGOLD	1,569,831	1,637,363	1,613,451	1,606,882	1,536,783	-76,668	-5%
SAPPHIRE	683,053	748,529	823,584	751,722	816,471	-7,113	-1%
PIONEER	748,938	602,448	766,305	705,897	786,753	20,448	3%
ANGELENO / SUPLUMSIX	560,095	695,945	631,716	629,252	659,830	28,114	4%
SOUTHERN BELLE	457,818	648,244	611,065	572,376	600,432	-10,632	-2%
FORTUNE	456,513	557,028	593,497	535,679	603,691	10,193	2%
AFRICAN PRIDE/SUNKISS	264,192	325,141	388,702	326,012	400,263	11,562	3%
LADY RED	221,859	270,881	288,250	260,330	310,103	21,854	8%
FLAVOR KING	195,472	242,229	260,041	232,581	286,340	26,298	10%
SOUVENIR	173,944	278,077	264,878	238,966	264,878	-	0%
RUBY NEL / REUBENNEL	204,697	145,856	169,584	173,379	165,934	-3,650	-2%
LARRY ANN	149,379	117,771	140,818	135,989	139,711	-1,107	-1%
SUNDEW	27,018	62,974	69,592	53,195	64,028	-5,564	-8%
AFRICAN DELIGHT			13,890	13,890	69,448	55,558	400%
RUBY RED	66,911	62,433	54,640	61,328	54,640	-	0%
PURPLE MAJESTY	10,902	31,852	42,452	28,402	52,903	10,451	25%
SUNBREEZE	14,527	13,161	33,272	20,320	36,599	3,327	10%
OTHER	166,577	171,195	210,467	182,746	222,106	11,639	6%
Grand Total	7,741,120	8,836,747	8,896,927	8,500,858	8,981,619	84,692	1%

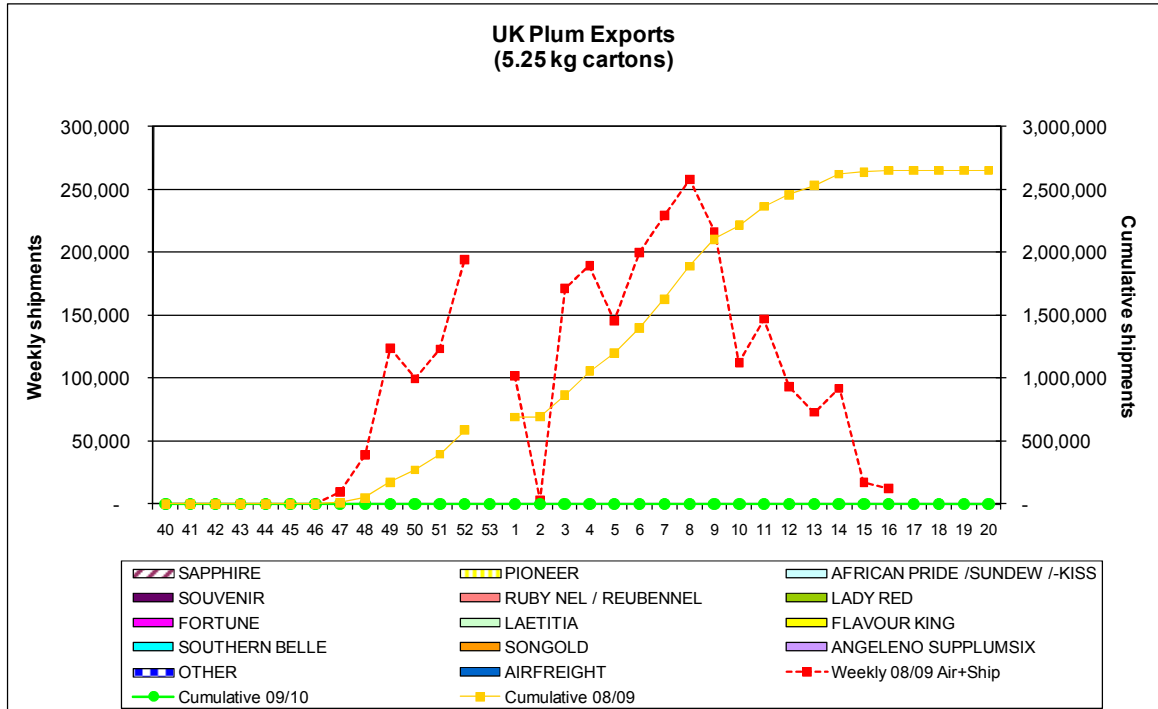
Plums Passed For Export



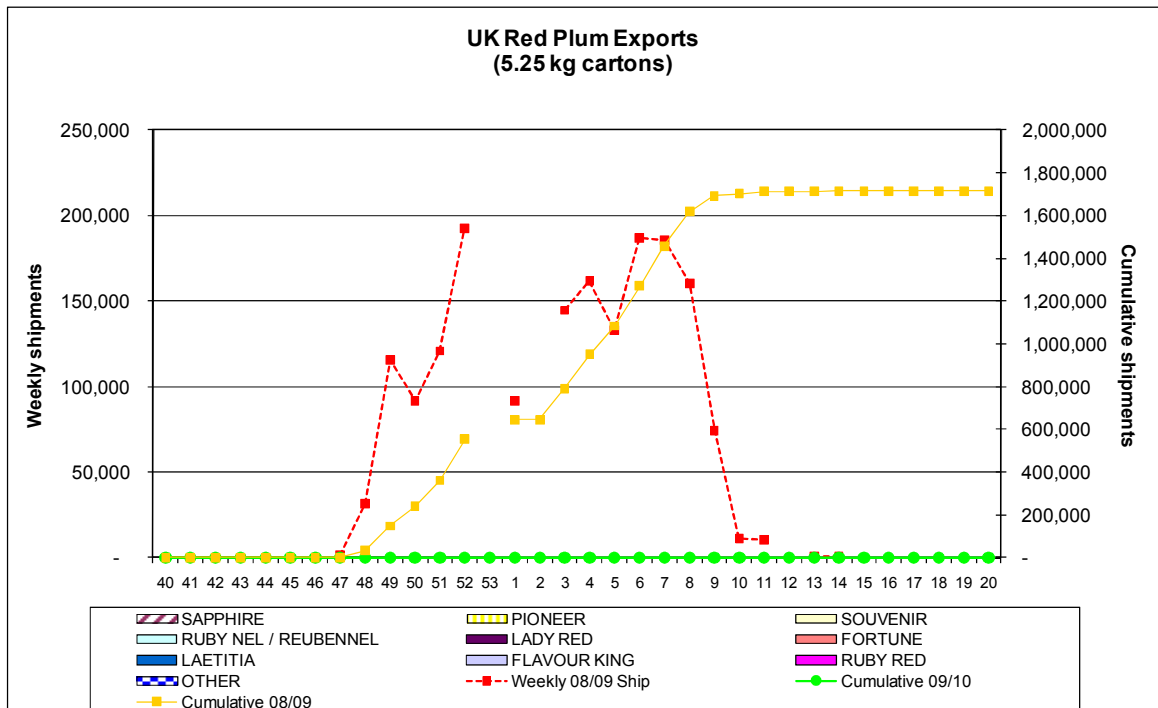
Plums Passed For Export: Week 40-45

No plums passed for Export

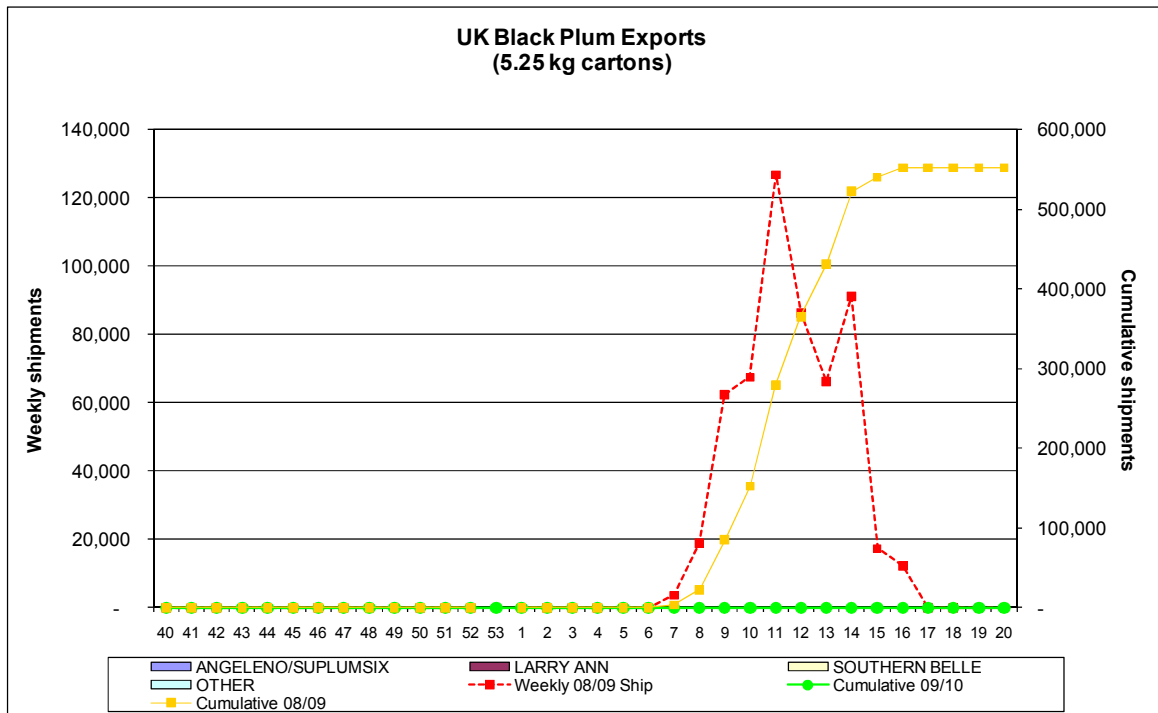
Plum Airfreight & Shipments



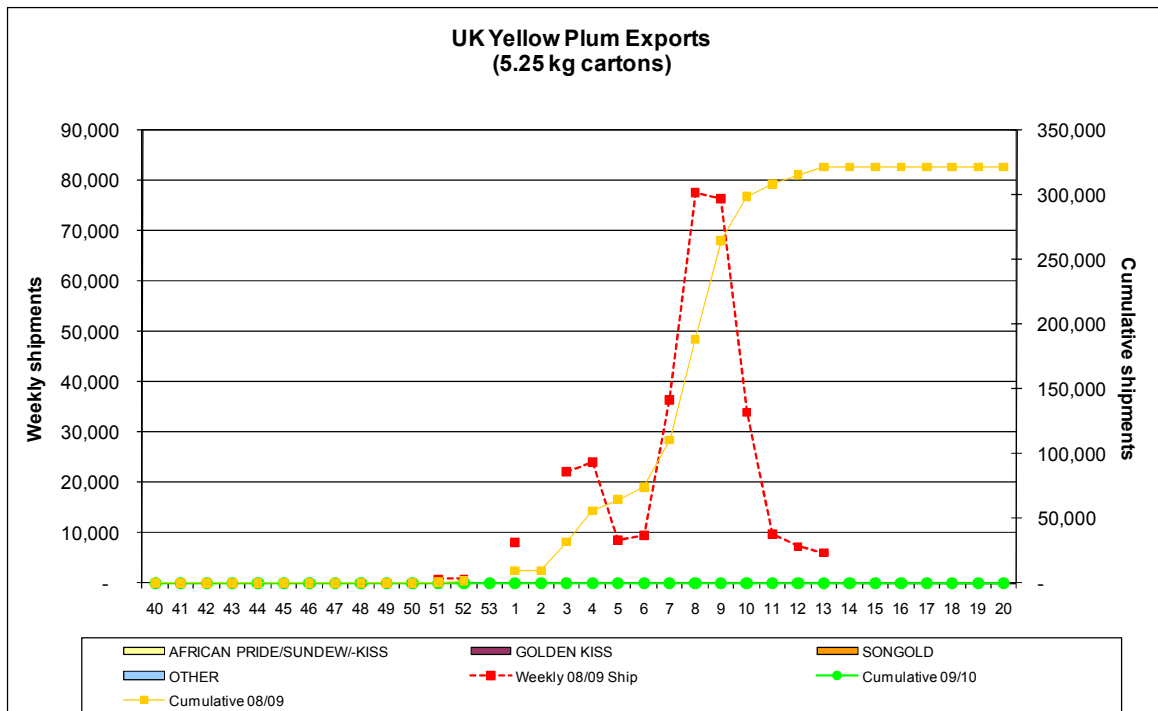
UK Market: Red Plum Shipments



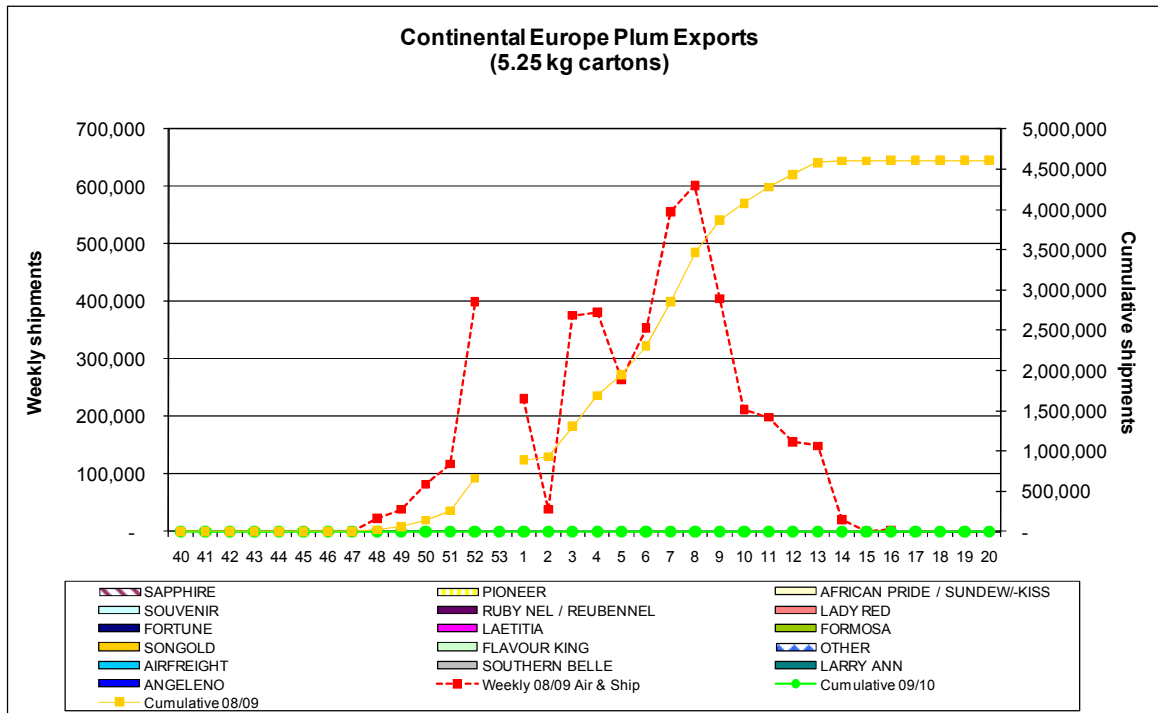
UK Market: Black Plum Shipments



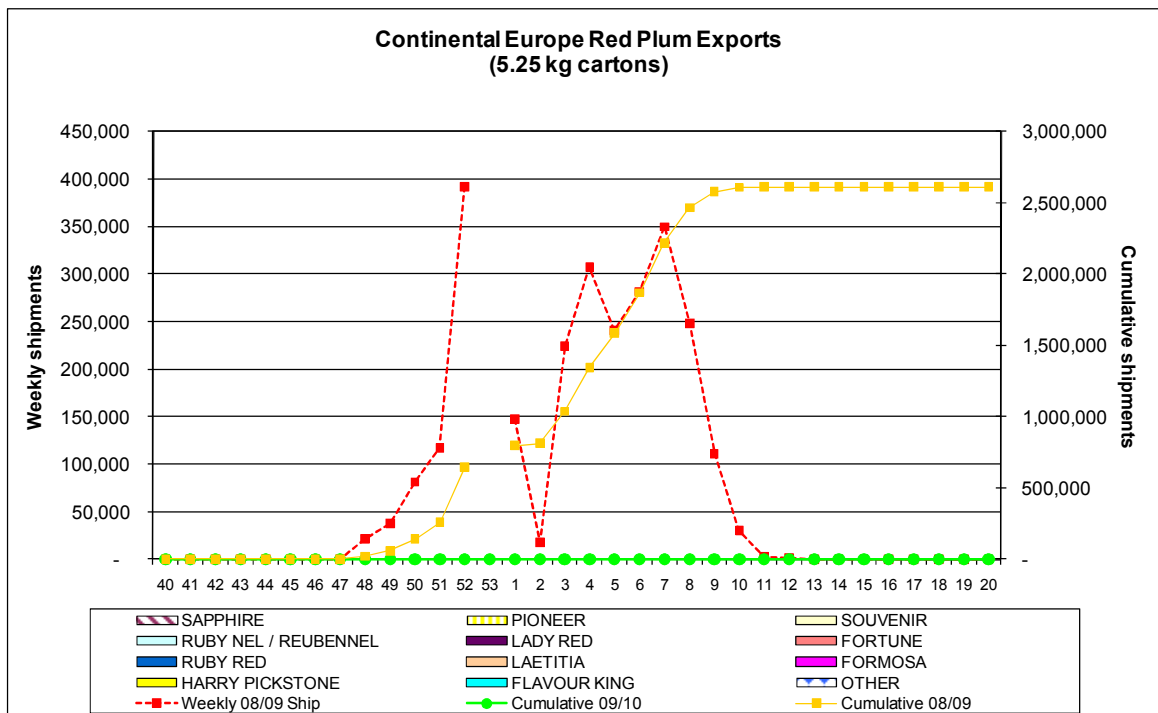
UK Market: Yellow Plum Shipments



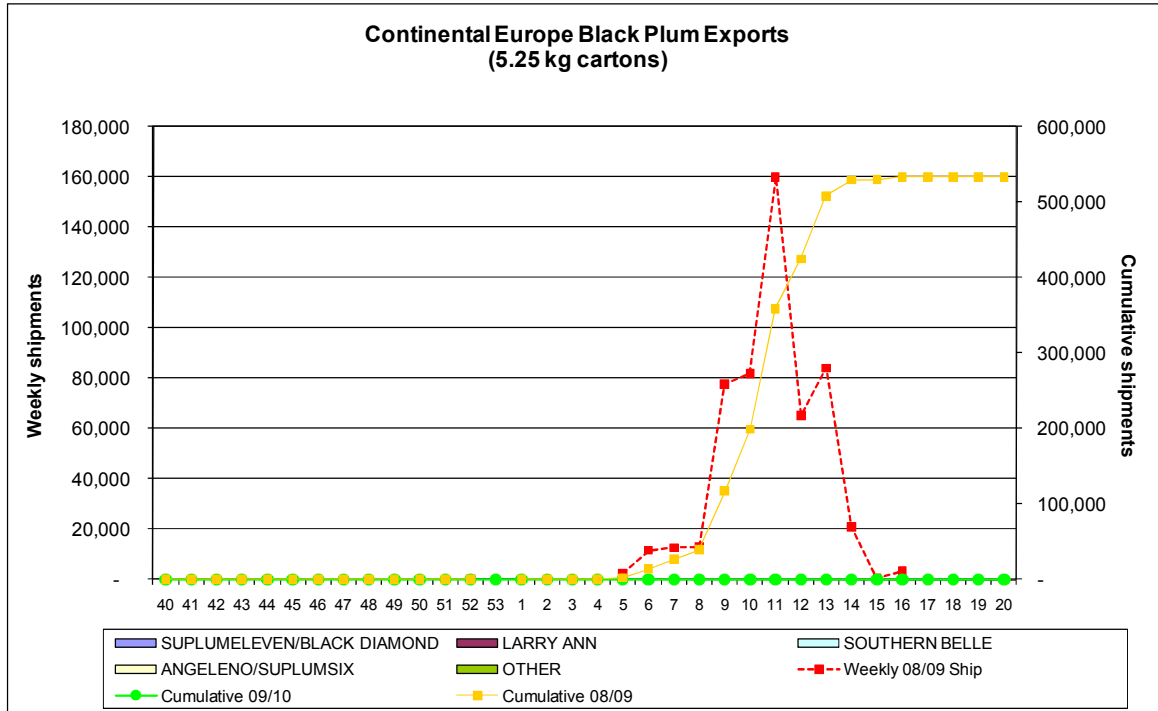
European Market: Plum Airfreight & Shipments



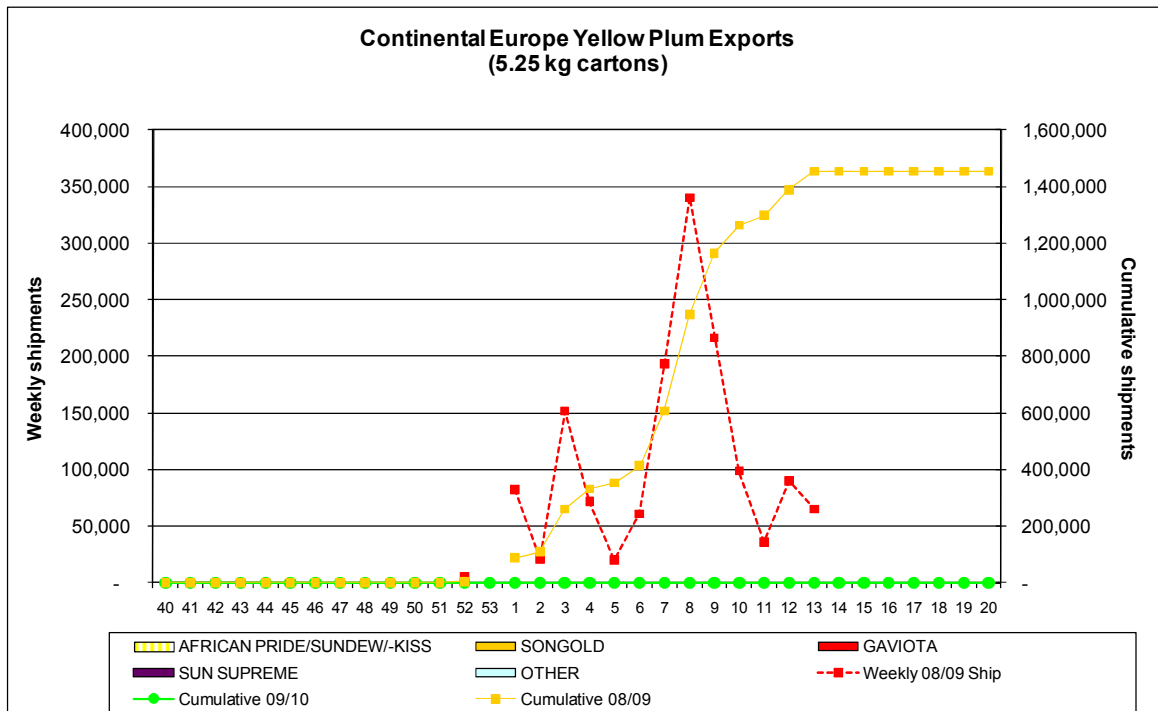
European Market: Red Plum Shipments



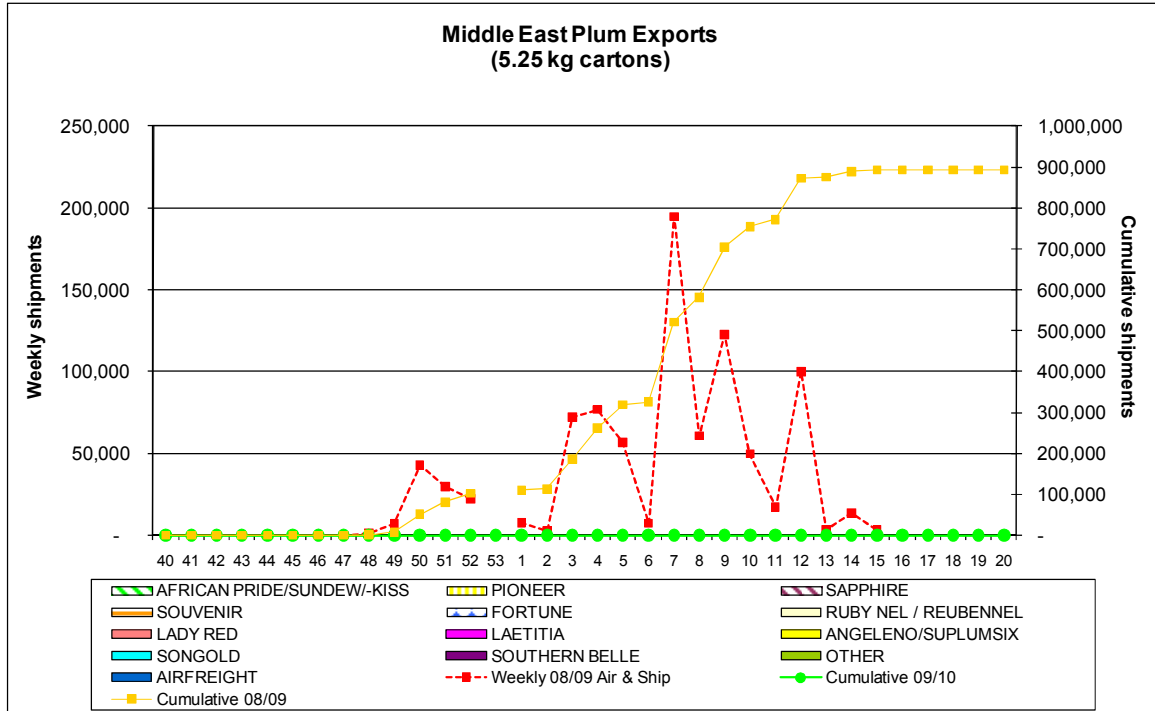
European Market: Black Plum Shipments



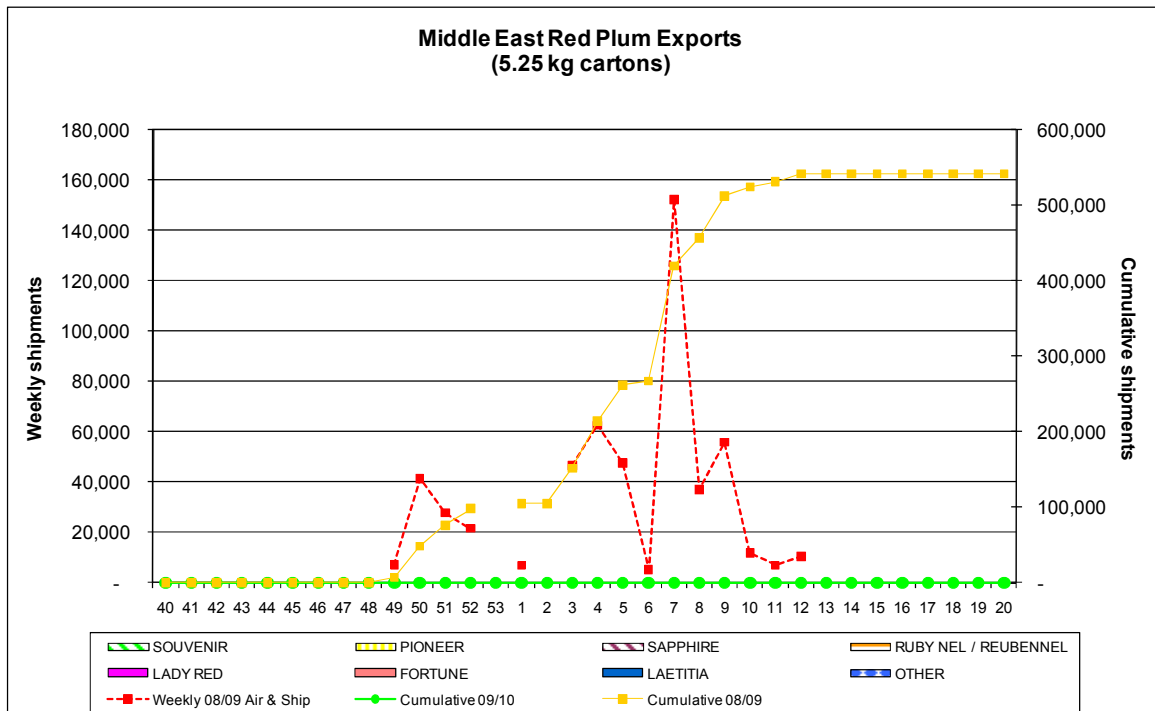
European Market: Yellow Plum Shipments



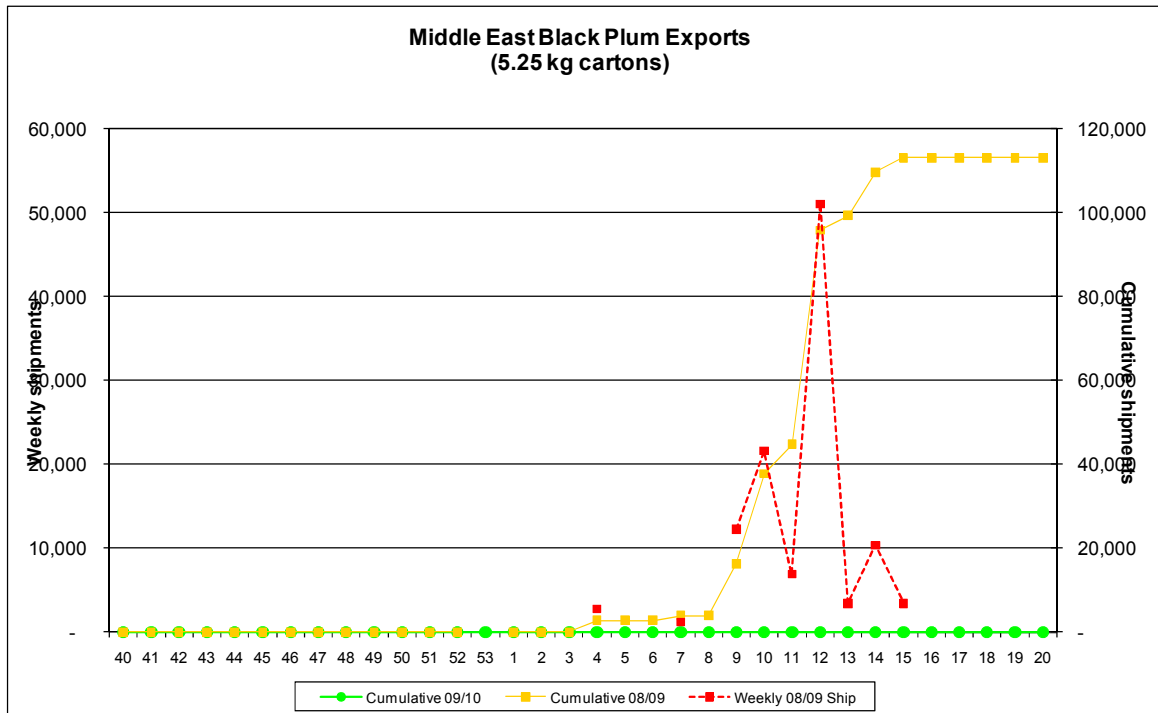
Middle East Market: Airfreight & Shipments



Middle East Market: Red Plum Shipments



Middle East Market: Black Plum Shipments



Middle East Market: Yellow Plum Shipments

