

Plum Inspections, Airfreight & Shipments UK, Europe & Middle East

**Week 52
2009/2010**

Information supplied:

**Estimate
Industry Inspections
Industry Airfreight & Shipments**

Please note:

- 1. Cumulative airfreight & shipment volume is indicated on the right hand axis.**
- 2. Weekly airfreight & shipment volume is indicated on the left hand axis.**

**Issued by Stone Joint Marketing Forum
In co-operation with PPECB**

For enquiries please contact:

Stefan Conradie: Office 021-870 2923 or Cell: 083 264 7101

Suzelna Louw: 021-870 2900

Table of Contents

Stone Fruit Export Estimate: All Markets1
Plum Export Estimate per Cultivar.....1
Plums Passed For Export.....2
Plums Passed For Export: Week 40-522
UK Plum Airfreight & Shipments3
UK Red Plum Shipments.....4
European Market: Plum Airfreight & Shipments.....5
European Market: Red Plum Shipments6
Middle East Market: Airfreight & Shipments7
Middle East Market: Red Plum Shipments8

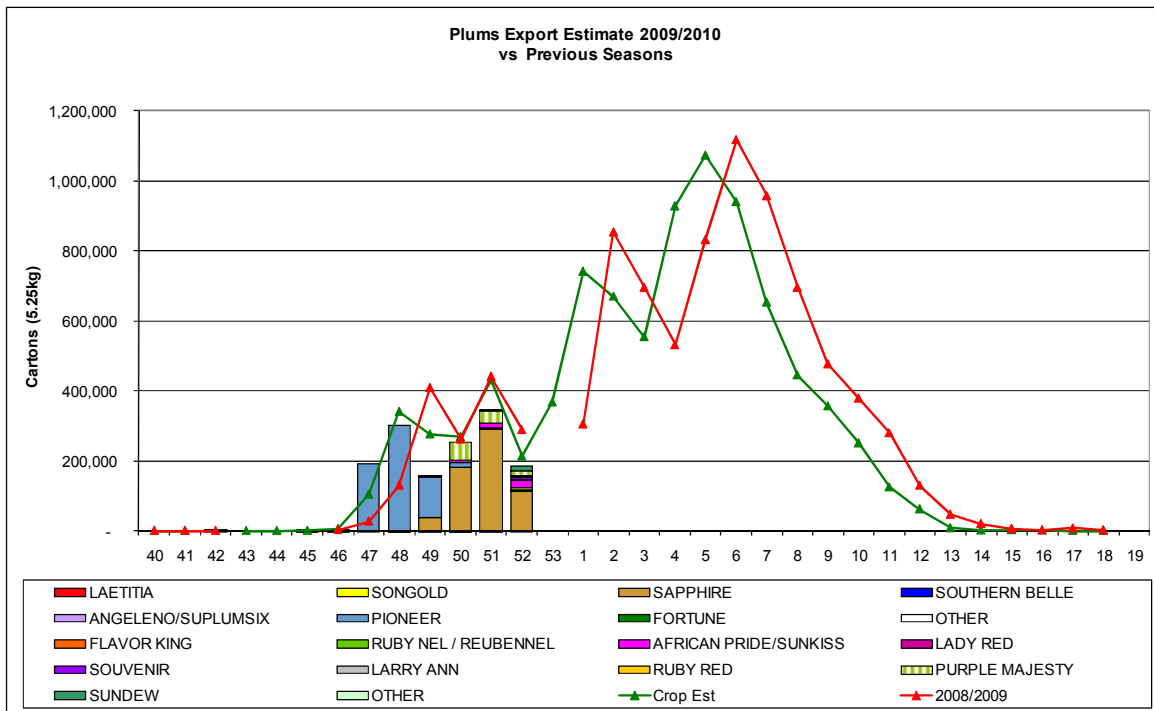
Stone Fruit Export Estimate: All Markets

Product	Carton eq (kg)	2006/2007	2007/2008	2008/2009	3 yr avg	Est 2009/2010	Estimate vs Previous Season	
APRICOTS	4.75	658,329	813,444	1,035,392	835,721	964,359	-7%	-71,032
NECTARINES	2.5	1,868,740	1,953,724	1,969,146	1,930,537	2,335,663	19%	366,517
PEACHES	2.5	738,442	818,304	854,721	803,822	923,424	8%	68,703
PLUMS/PRUNES	5.25	7,741,120	8,836,747	8,896,927	8,491,598	8,678,627	-2%	-218,300
Grand Total		11,006,631	12,422,219	12,756,185	12,061,678	12,902,073	1%	145,888

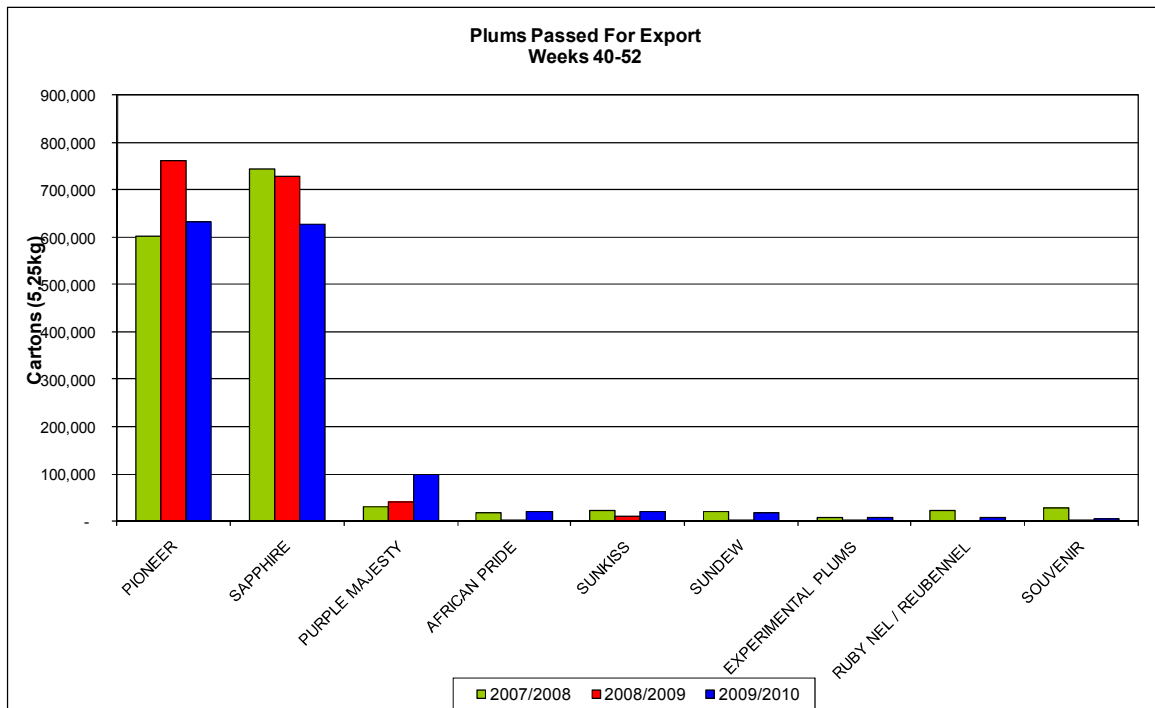
Plum Export Estimate per Cultivar

Cultivar	2006/2007	2007/2008	2008/2009	3 yr avg	Est 2009/2010	Est vs Previous Season	
LAETITIA	1,769,394	2,225,619	1,920,724	1,971,912	1,918,915	-1,809	0%
SONGOLD	1,569,831	1,637,363	1,613,451	1,606,882	1,533,303	-80,148	-5%
SAPPHIRE	683,053	748,529	823,584	751,722	651,718	-171,865	-21%
PIONEER	748,938	602,448	766,305	705,897	631,587	-134,718	-18%
ANGELENO / SUPLUMSIX	560,095	695,945	631,716	629,252	659,830	28,114	4%
SOUTHERN BELLE	457,818	648,244	611,065	572,376	600,432	-10,632	-2%
FORTUNE	456,513	557,028	593,497	535,679	603,691	10,193	2%
AFRICAN PRIDE/SUNKISS	264,192	325,141	388,702	326,012	400,263	11,562	3%
LADY RED	221,859	270,881	288,250	260,330	310,103	21,854	8%
FLAVOR KING	195,472	242,229	260,041	232,581	272,023	11,981	5%
SOUVENIR	173,944	278,077	264,878	238,966	264,878	-	0%
RUBY NEL / REUBENNEL	204,697	145,856	169,584	173,379	161,934	-7,650	-5%
LARRY ANN	149,379	117,771	140,818	135,989	137,852	-2,966	-2%
SUNDEW	27,018	62,974	69,592	53,195	64,028	-5,564	-8%
AFRICAN DELIGHT			13,890	13,890	69,448	55,558	400%
RUBY RED	66,911	62,433	54,640	61,328	54,640	-	0%
PURPLE MAJESTY	10,902	31,852	42,452	28,402	99,953	57,501	135%
SUNBREEZE	14,527	13,161	33,272	20,320	36,599	3,327	10%
OTHER	166,577	171,195	210,467	182,746	207,429	-3,038	-1%
Grand Total	7,741,120	8,836,747	8,896,927	8,500,858	8,678,627	-218,300	-2%

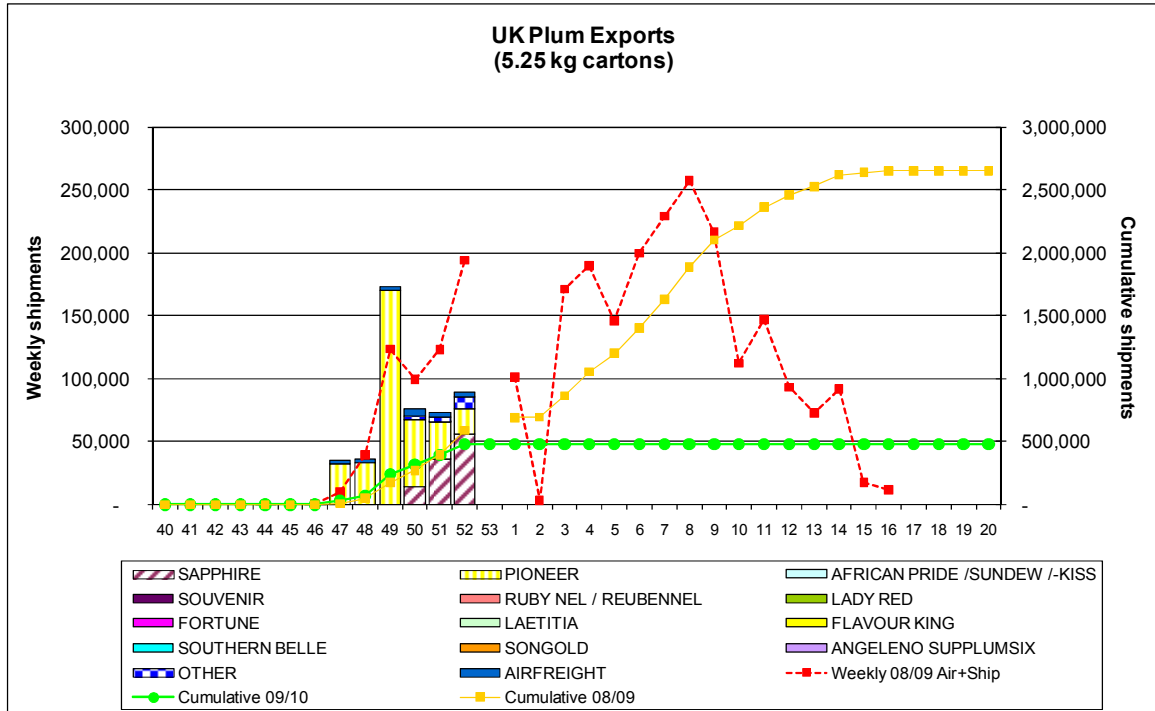
Plums Passed For Export



Plums Passed For Export: Week 40-52

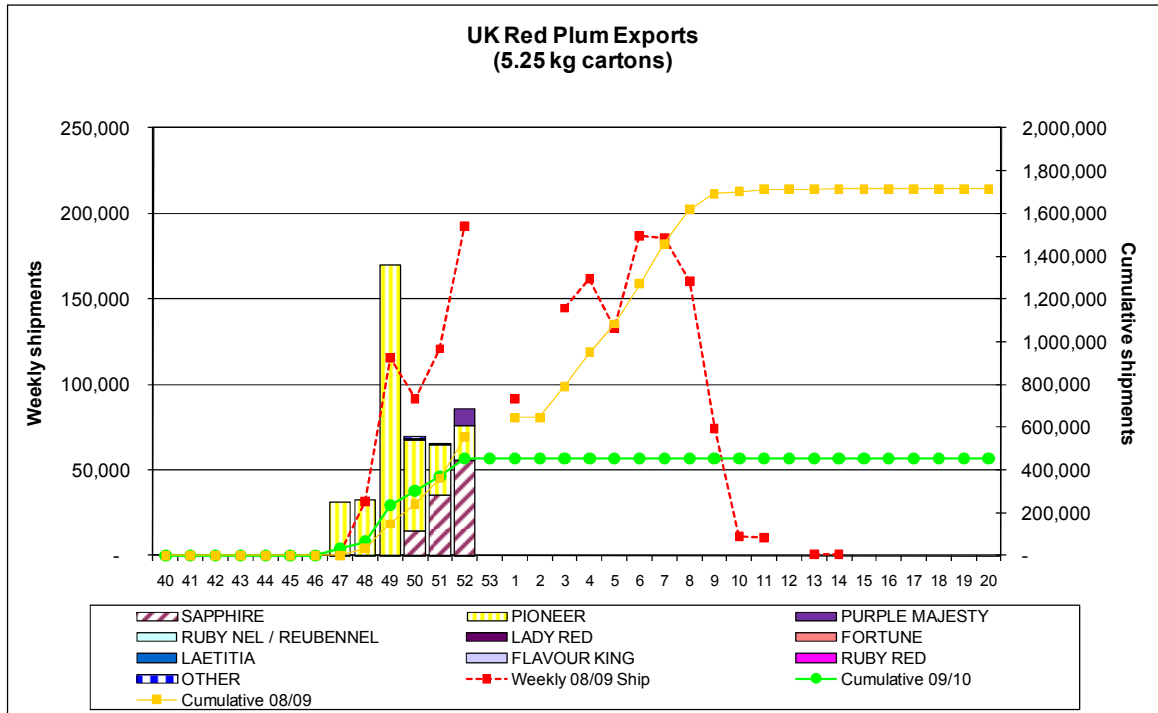


UK Plum Airfreight & Shipments



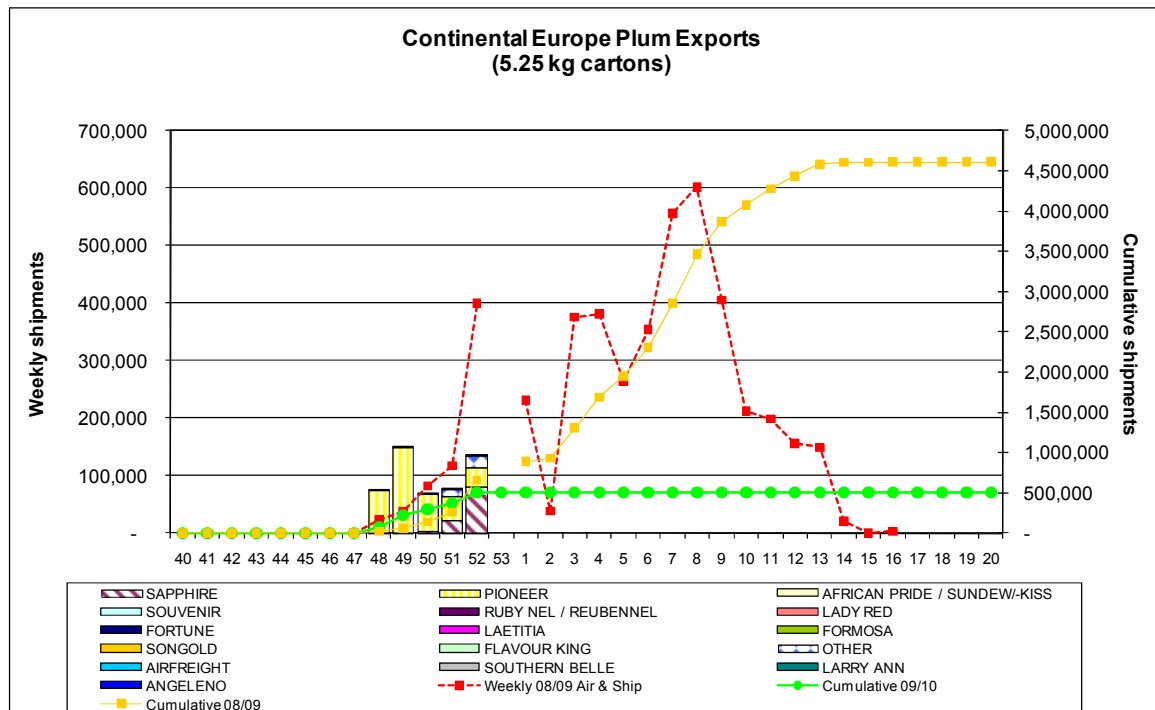
Weekly volumes	2008/2009	2009/2010	Difference	
Week 52	194,200	88,836	-105,364	-54%
Cumulative volumes				
Week 40 to 52	589,909	482,002	-107,907	-18%

UK Red Plum Shipments



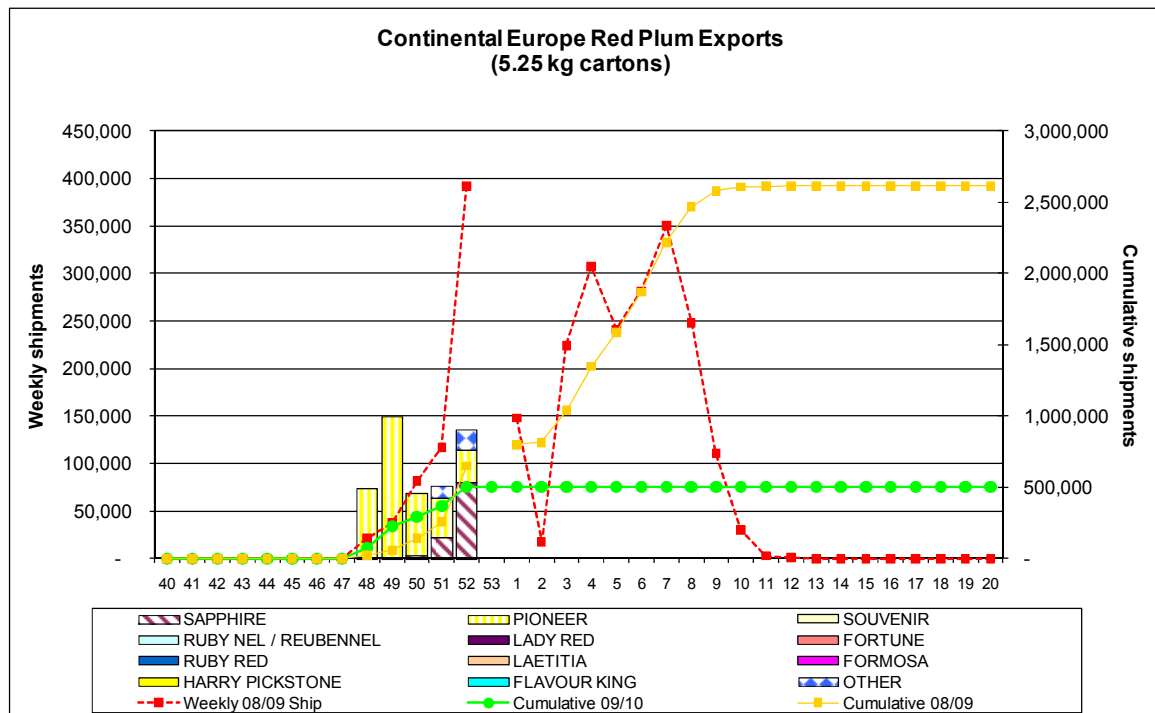
Weekly volumes	2008/2009	2009/2010	Difference	
Week 52	192,549	85,462	-107,087	-56%
Cumulative volumes				
Week 40 to 52	553,873	454,644	-99,229	-18%

European Market: Plum Airfreight & Shipments



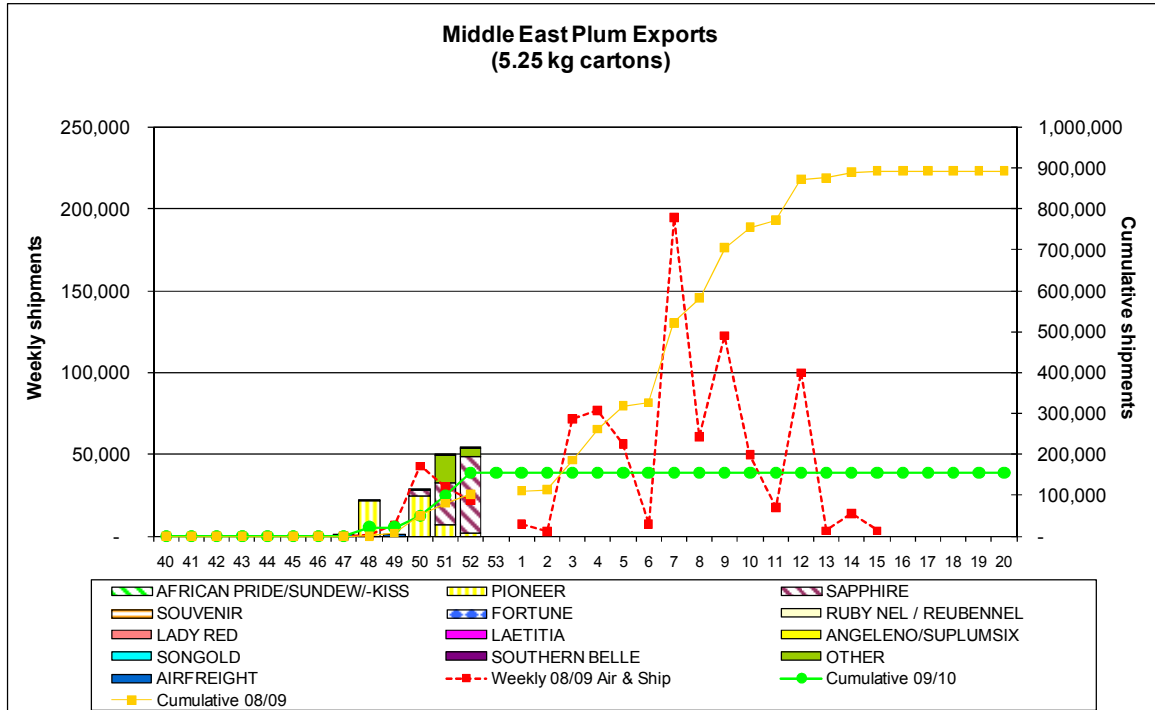
Weekly volumes	2008/2009	2009/2010	Difference	
Week 52	399,773	135,324	-264,450	-66%
Cumulative volumes				
Week 40 to 52	660,434	505,722	-154,712	-23%

European Market: Red Plum Shipments



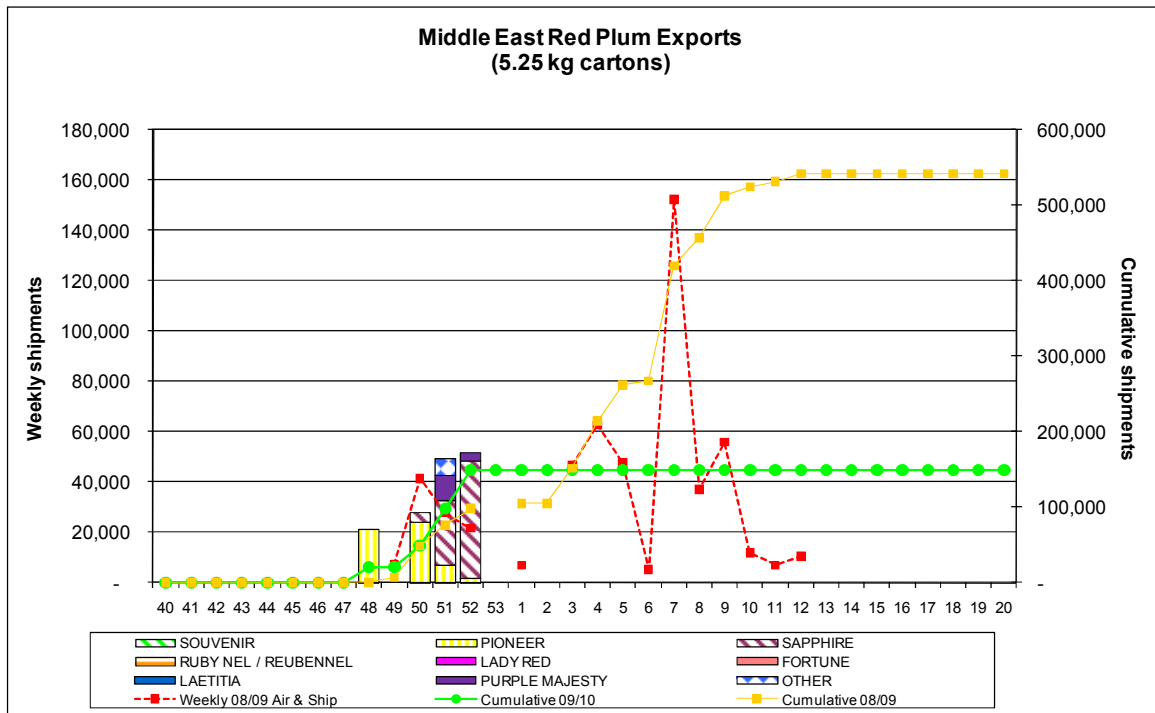
Weekly volumes	2008/2009	2009/2010	Difference	
Week 52	399,773	135,324	-264,450	-66%
Cumulative volumes				
Week 40 to 52	660,434	505,722	-154,712	-23%

Middle East Market: Airfreight & Shipments



Weekly volumes	2008/2009	2009/2010	Difference	
Week 52	22,198	54,514	32,316	146%
Cumulative volumes				
Week 40 to 52	103,179	155,185	52,006	50%

Middle East Market: Red Plum Shipments



Weekly volumes	2008/2009	2009/2010	Difference	
Week 52	21,625	51,554	29,929	138%
Cumulative volumes				
Week 40 to 52	98,091	149,645	51,554	53%