

Plum Inspections, Airfreight & Shipments UK, Europe & Middle East

**Week 53
2009/2010**

Information supplied:

Estimate

Industry Inspections

Industry Airfreight & Shipments

Please note:

- 1. Cumulative airfreight & shipment volume is indicated on the right hand axis.**
- 2. Weekly airfreight & shipment volume is indicated on the left hand axis.**

**Issued by Stone Joint Marketing Forum
In co-operation with PPECB**

For enquiries please contact:

Stefan Conradie: Office 021-870 2923 or Cell: 083 264 7101

Suzelna Louw: 021-870 2900

Table of Contents

Stone Fruit Export Estimate: All Markets1
Plum Export Estimate per Cultivar.....1
Plums Passed For Export.....2
Plums Passed For Export: Week 40-53/12
UK Plum Airfreight & Shipments3
UK Red Plum Shipments.....4
UK Black Plum Shipments.....5
UK Yellow Plum Shipments6
European Market: Plum Airfreight & Shipments.....7
European Market: Red Plum Shipments8
European Market: Yellow Plum Shipments9
Middle East Market: Airfreight & Shipments10
Middle East Market: Red Plum Shipments11

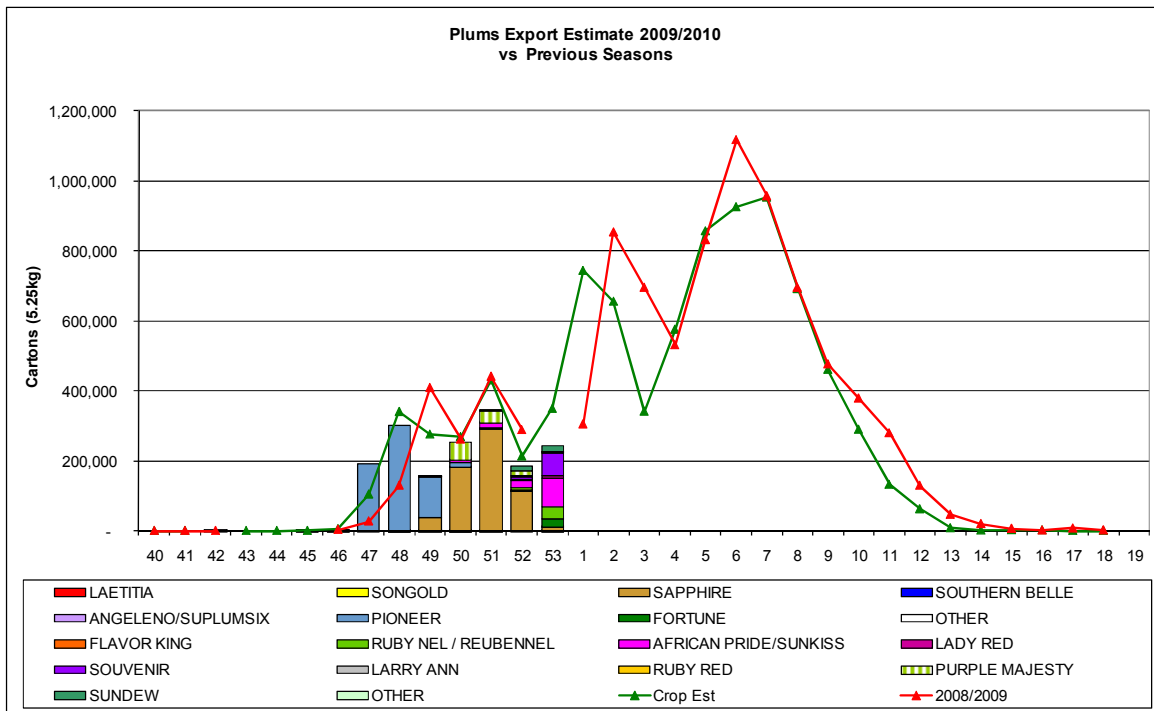
Stone Fruit Export Estimate: All Markets

Product	Carton eq (kg)	2006/2007	2007/2008	2008/2009	3 yr avg	Est 2009/2010	Estimate vs Previous Season	
APRICOTS	4.75	658,329	813,444	1,035,392	835,721	969,852	-6%	-65,539
NECTARINES	2.5	1,868,740	1,953,724	1,969,146	1,930,537	2,311,460	17%	342,314
PEACHES	2.5	738,442	818,304	854,721	803,822	906,730	6%	52,010
PLUMS/PRUNES	5.25	7,741,120	8,836,747	8,896,927	8,491,598	8,405,541	-6%	-491,385
Grand Total		11,006,631	12,422,219	12,756,185	12,061,678	12,593,584	-1%	-162,601

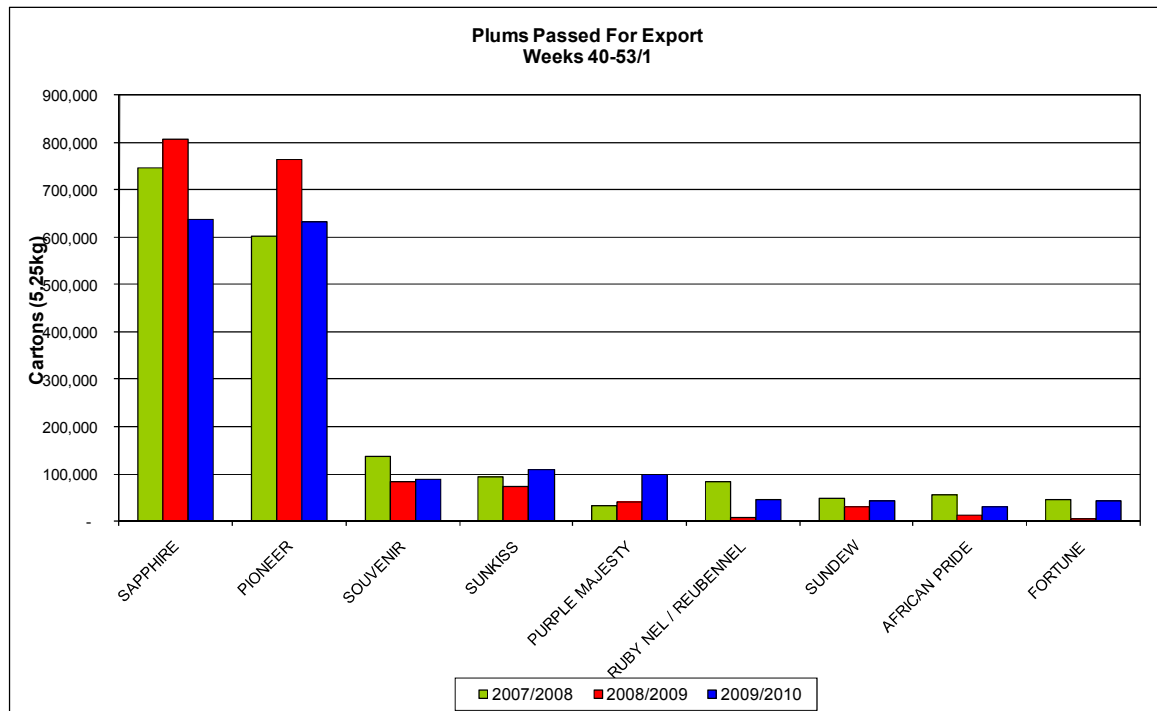
Plum Export Estimate per Cultivar

Cultivar	2006/2007	2007/2008	2008/2009	3 yr avg	Est 2009/2010	Est vs Previous Season	
LAETITIA	1,769,394	2,225,619	1,920,724	1,971,912	1,780,294	-140,431	-7%
SONGOLD	1,569,831	1,637,363	1,613,451	1,606,882	1,533,303	-80,148	-5%
SAPPHIRE	683,053	748,529	823,584	751,722	641,813	-181,770	-22%
PIONEER	748,938	602,448	766,305	705,897	631,627	-134,678	-18%
ANGELENO / SUPLUMSIX	560,095	695,945	631,716	629,252	639,830	8,114	1%
SOUTHERN BELLE	457,818	648,244	611,065	572,376	600,432	-10,632	-2%
FORTUNE	456,513	557,028	593,497	535,679	603,691	10,193	2%
AFRICAN PRIDE/SUNKISS	264,192	325,141	388,702	326,012	350,926	-37,775	-10%
LADY RED	221,859	270,881	288,250	260,330	294,613	6,364	2%
FLAVOR KING	195,472	242,229	260,041	232,581	262,023	1,981	1%
SOUVENIR	173,944	278,077	264,878	238,966	244,856	-20,022	-8%
RUBY NEL / REUBENNEL	204,697	145,856	169,584	173,379	155,036	-14,548	-9%
LARRY ANN	149,379	117,771	140,818	135,989	137,852	-2,966	-2%
SUNDEW	27,018	62,974	69,592	53,195	59,613	-9,979	-14%
AFRICAN DELIGHT			13,890	13,890	69,448	55,558	400%
RUBY RED	66,911	62,433	54,640	61,328	49,203	-5,437	-10%
PURPLE MAJESTY	10,902	31,852	42,452	28,402	99,953	57,501	135%
SUNBREEZE	14,527	13,161	33,272	20,320	36,599	3,327	10%
OTHER	166,577	171,195	210,467	182,746	214,429	3,962	2%
Grand Total	7,741,120	8,836,747	8,896,927	8,500,858	8,405,541	-491,385	-6%

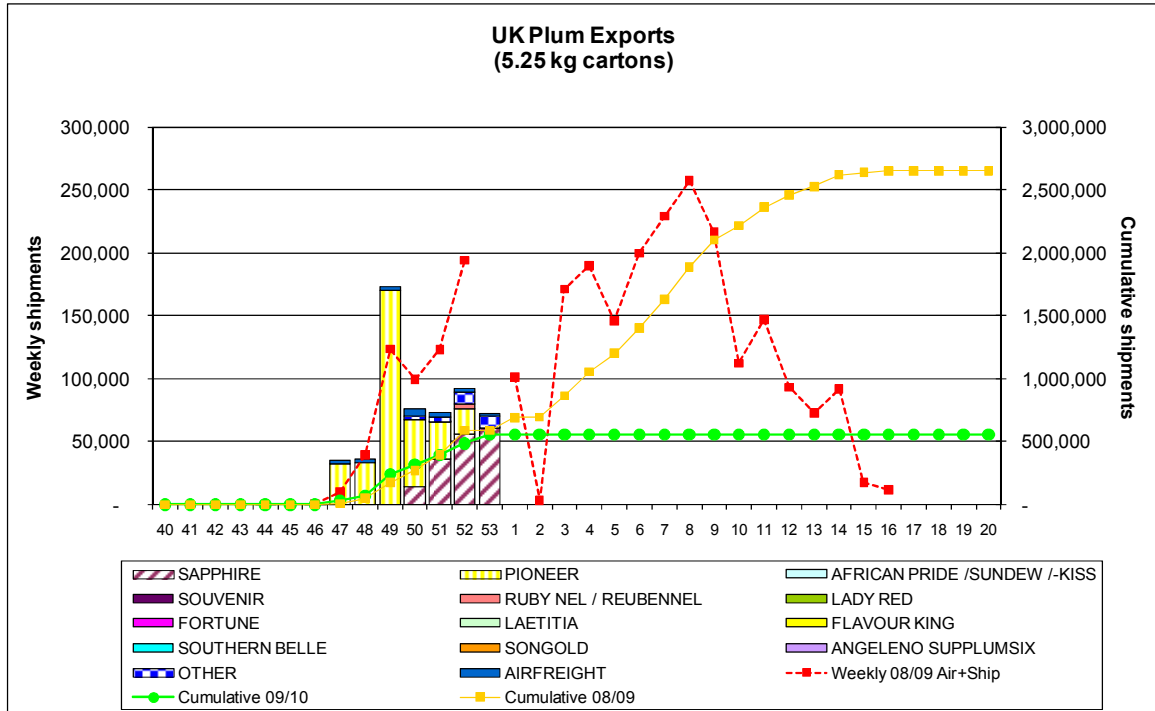
Plums Passed For Export



Plums Passed For Export: Week 40-53/1

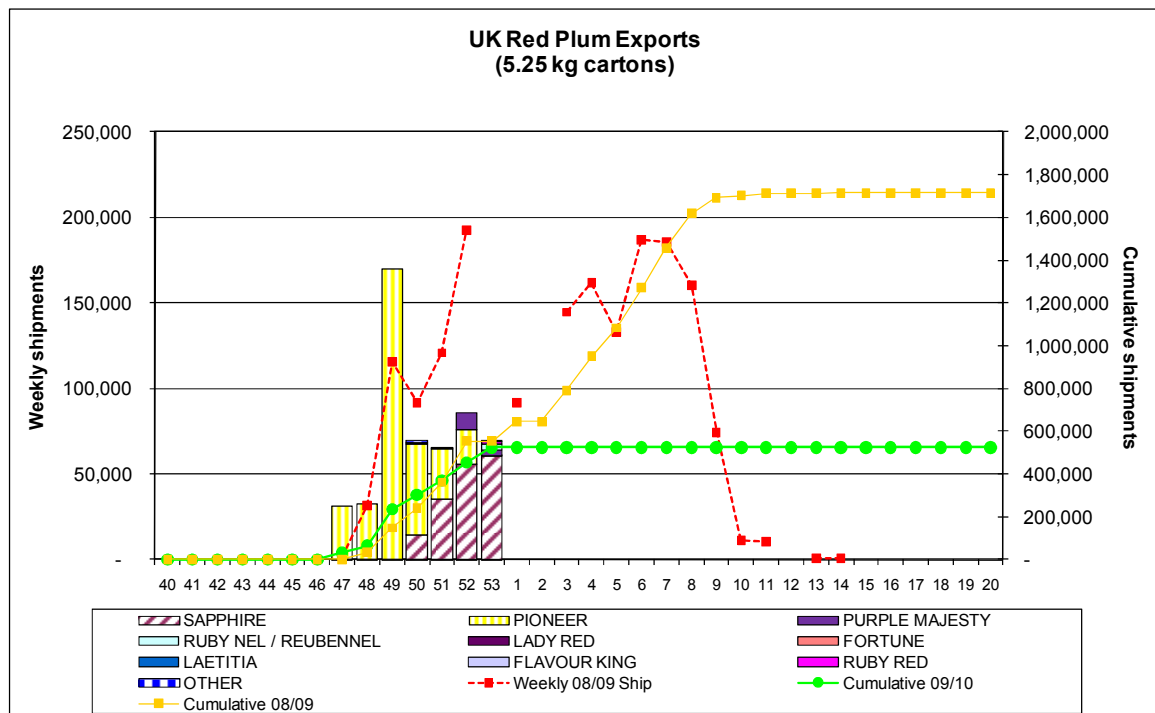


UK Plum Airfreight & Shipments



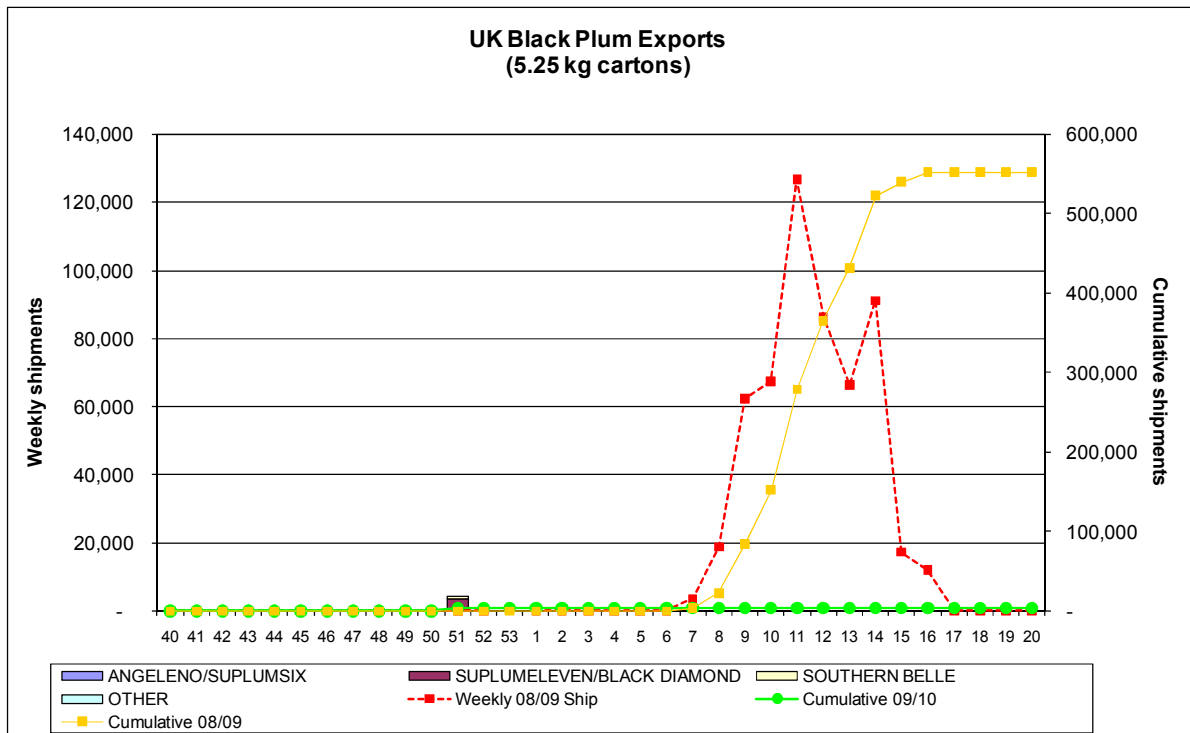
Weekly volumes	2008/2009	2009/2010	Difference	
Week 53	-	72,046	72,046	#DIV/0!
Cumulative volumes				
Week 40 to 53	589,909	557,508	-32,401	-5%

UK Red Plum Shipments



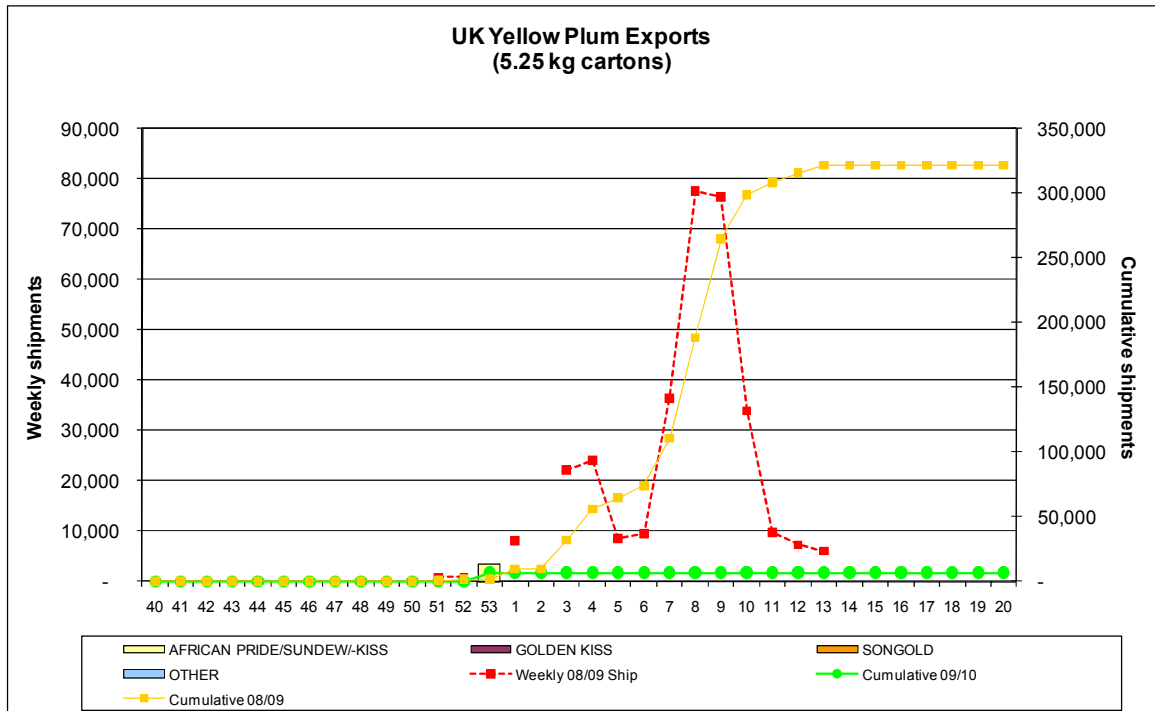
Weekly volumes	2008/2009	2009/2010	Difference
Week 53	-	69,892	69,892 #DIV/0!
Cumulative volumes			
Week 40 to 53	553,873	524,536	-29,337 -5%

UK Black Plum Shipments



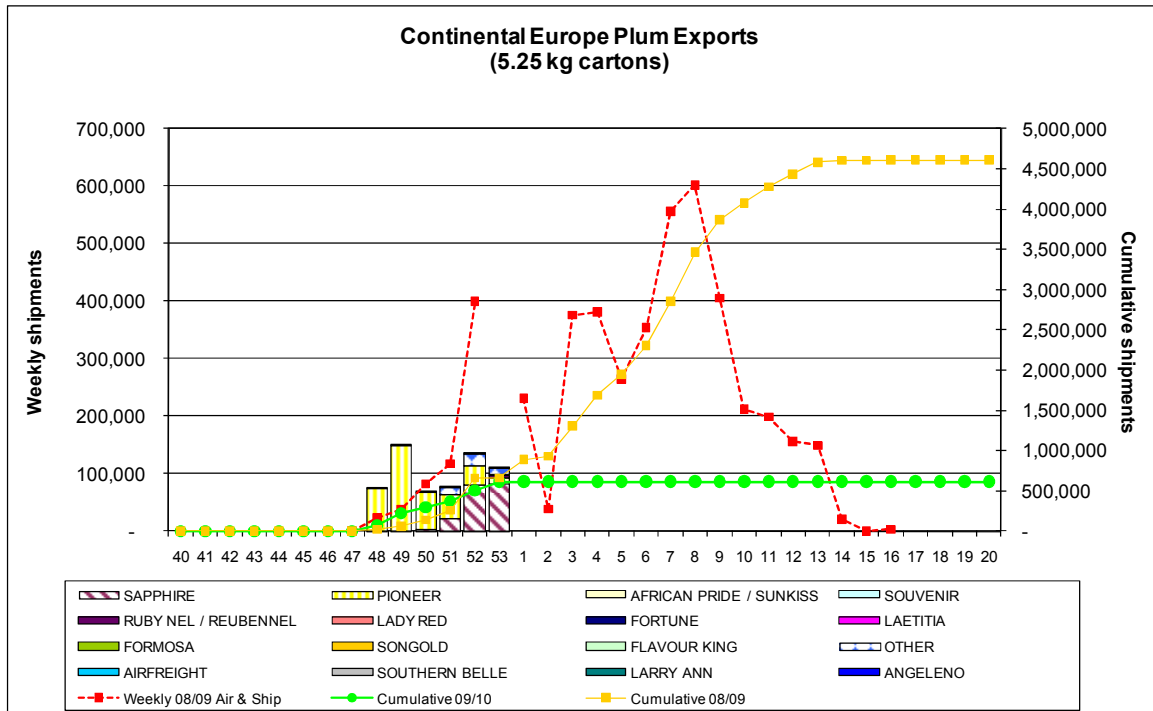
Weekly volumes	2008/2009	2009/2010	Difference	
Week 53	-	-	-	#DIV/0!
Cumulative volumes				
Week 40 to 53	-	4,152	4,152	#DIV/0!

UK Yellow Plum Shipments



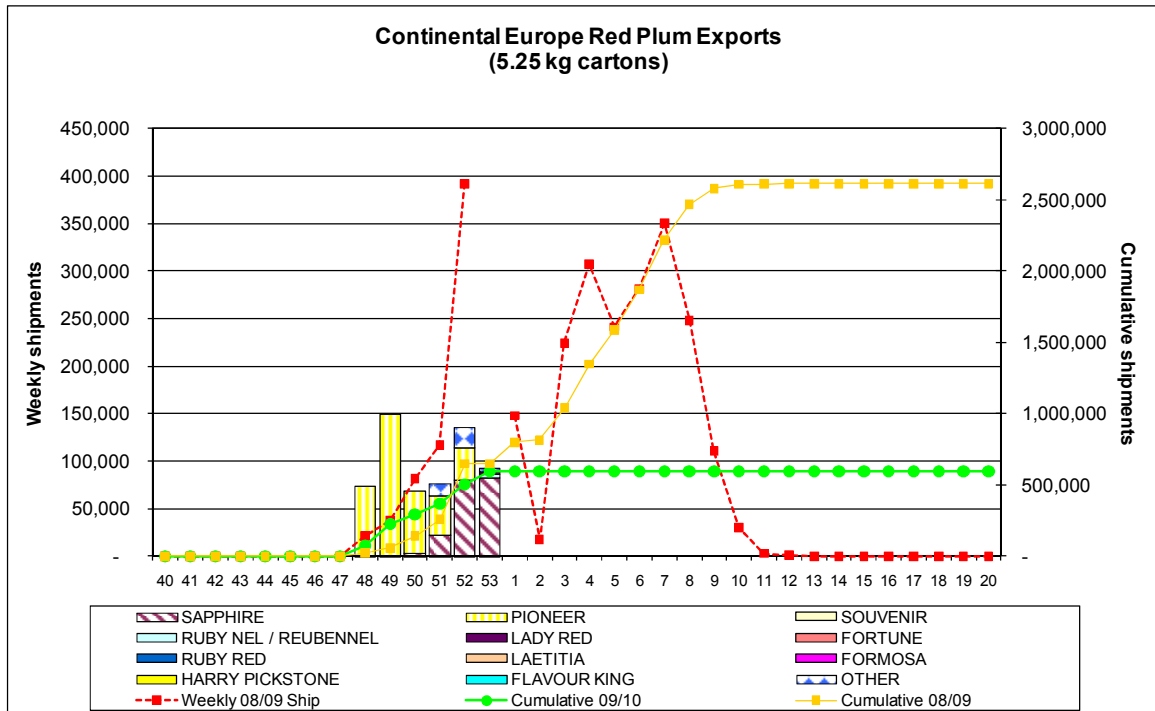
Weekly volumes	2008/2009	2009/2010	Difference	
Week 53	-	6,920	6,920	#DIV/0!
Cumulative volumes				
Week 40 to 53	1,730	6,920	5,190	300%

European Market: Plum Airfreight & Shipments



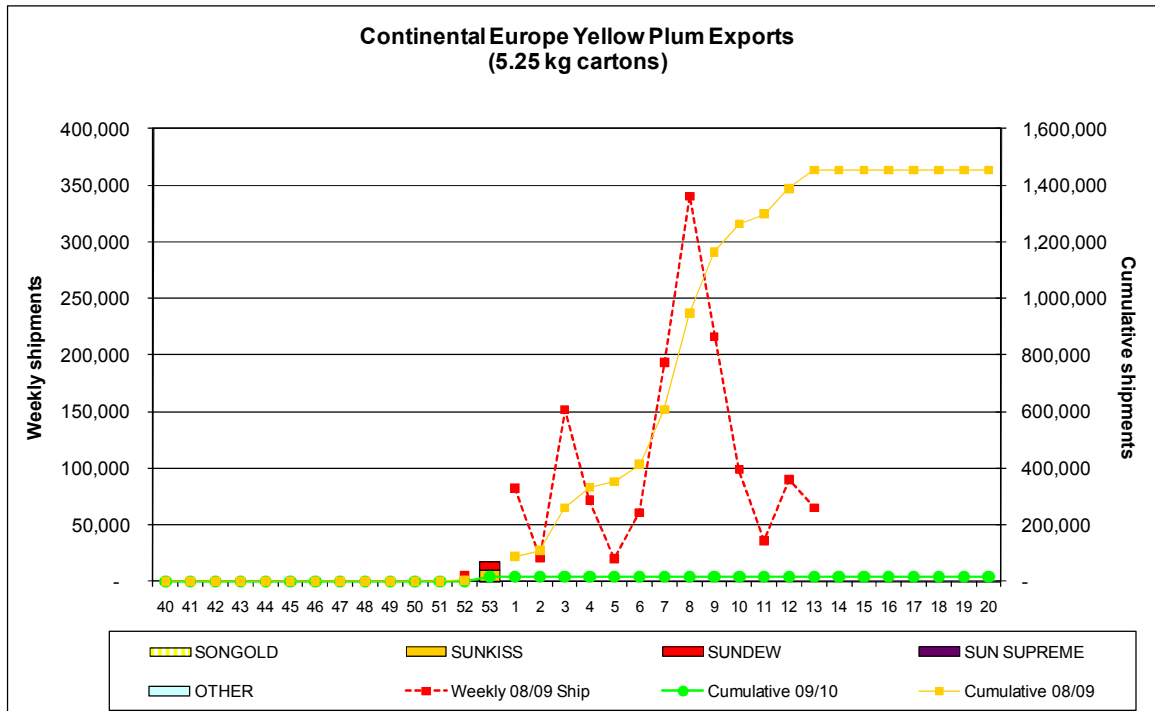
Weekly volumes	2008/2009	2009/2010	Difference	
Week 53	-	110,553	110,553	#DIV/0!
Cumulative volumes				
Week 40 to 53	660,434	616,276	-44,158	-7%

European Market: Red Plum Shipments



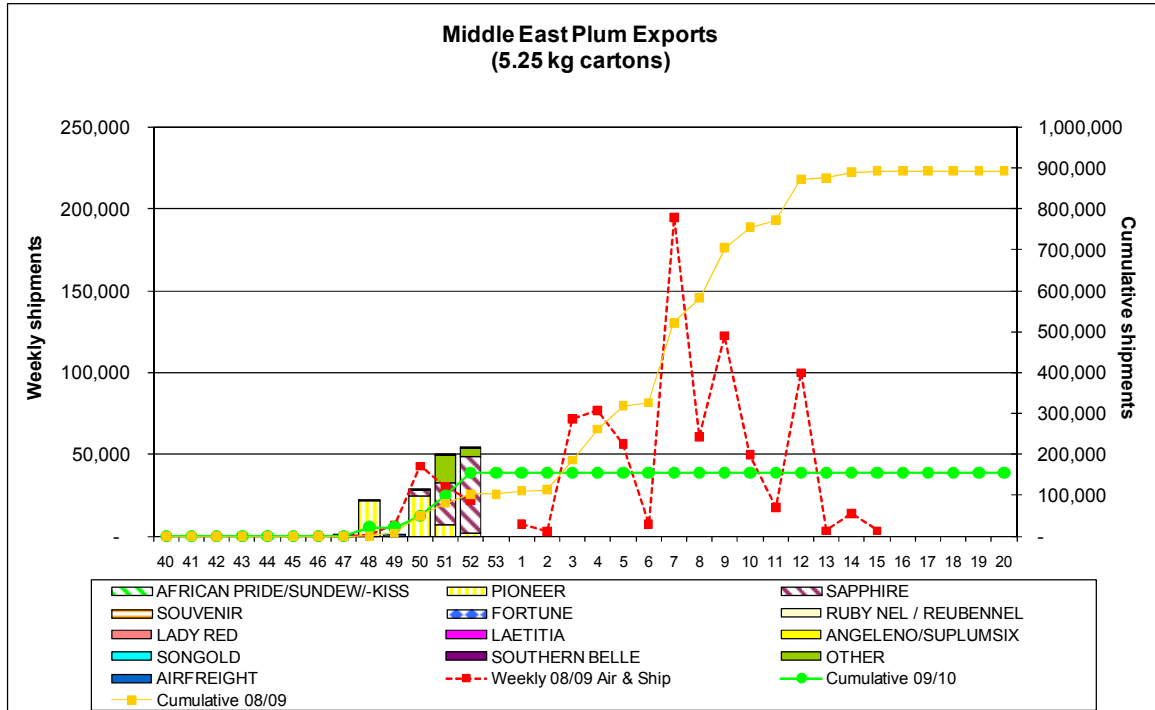
Weekly volumes	2008/2009	2009/2010	Difference	
Week 53	-	92,901	92,901	#DIV/0!
Cumulative volumes				
Week 40 to 53	649,679	595,466	-54,213	-8%

European Market: Yellow Plum Shipments



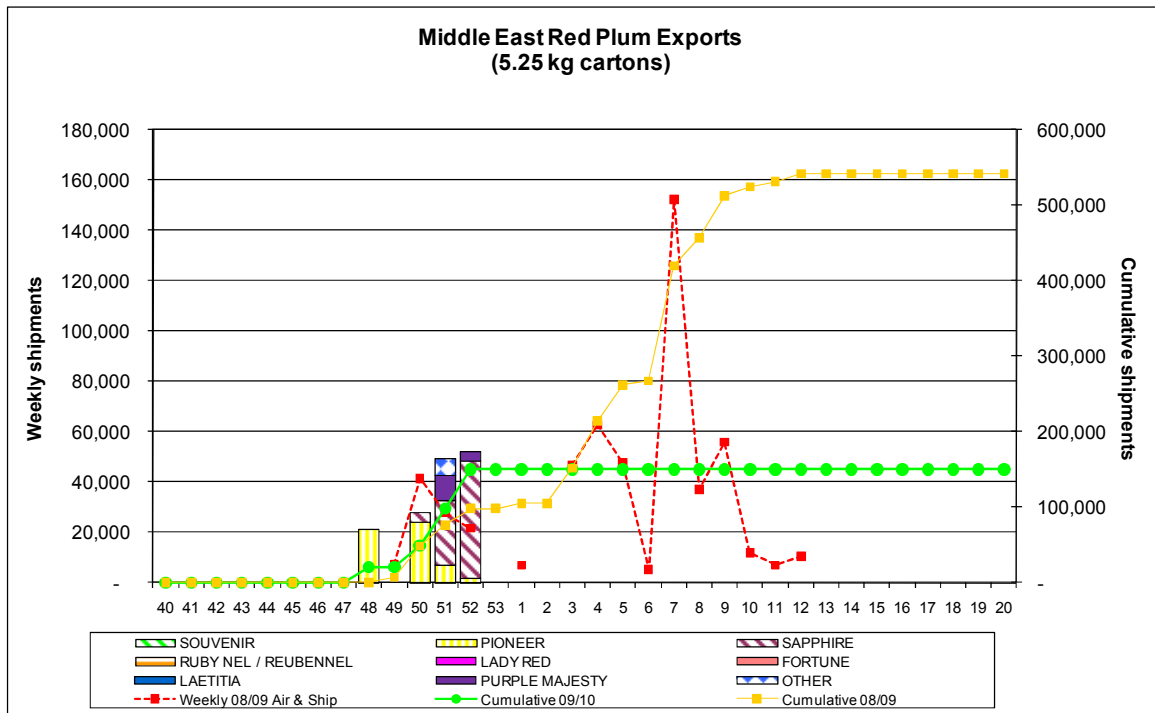
Weekly volumes	2008/2009	2009/2010	Difference	
Week 53	-	17,300	17,300	#DIV/0!
Cumulative volumes				
Week 40 to 53	-	17,300	17,300	#DIV/0!

Middle East Market: Airfreight & Shipments



Weekly volumes	2008/2009	2009/2010	Difference	
Week 53	-	-	-	#DIV/0!
Cumulative volumes				
Week 40 to 53	103,179	155,185	52,006	50%

Middle East Market: Red Plum Shipments



Weekly volumes	2008/2009	2009/2010	Difference	
Week 53	-	-	-	#DIV/0!
Cumulative volumes				
Week 40 to 53	98,091	150,164	52,073	53%