

Apple Shipments

Markets: Far East, Middle East, Africa & Indian Ocean Islands

This Newsletter is supported by



Information supplied:

Latest Industry Crop estimates
Industry Shipments up to Week 3

Please note:

- 1. Cumulative shipment volume is indicated on the right hand axis.**
- 2. Weekly shipment volume is indicated on the left hand axis.**

Issued by Pome Joint Marketing Forum
(Stefan Conradie Office: 021-870 2923 or Cell: 083 264 7101)
Compiled by Optimal Agricultural Business Systems (OABS)
(Jacques du Preez Tel: 021-870 2900)

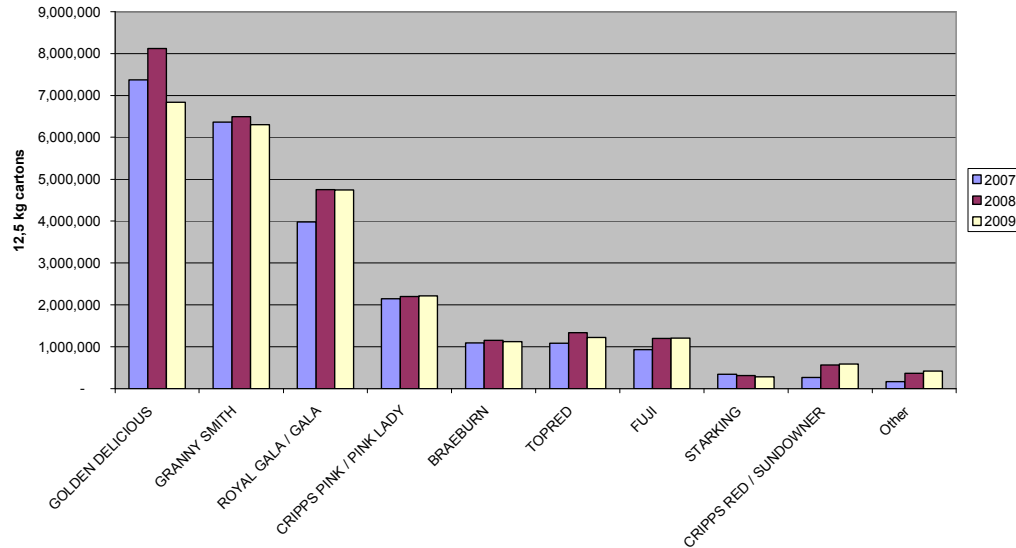
In co-operation with PPECB, Paltrack, Farsoft, MJIT, Dipar, RBR, Fruitways

Total Apple Export Estimate to All Markets

	2007	2008	2 yr Avg	2009 Estimate	Estimate vs 2008	
Apples	23,742,087	26,488,401	25,115,244	24,921,357	-6%	-1,567,044
Pears	12,912,087	13,138,471	13,025,279	12,962,005	-1%	-176,466
Total	36,654,174	39,626,872	38,140,523	37,883,362	-4%	-1,743,510

All volumes = 12.5kg carton equivalent

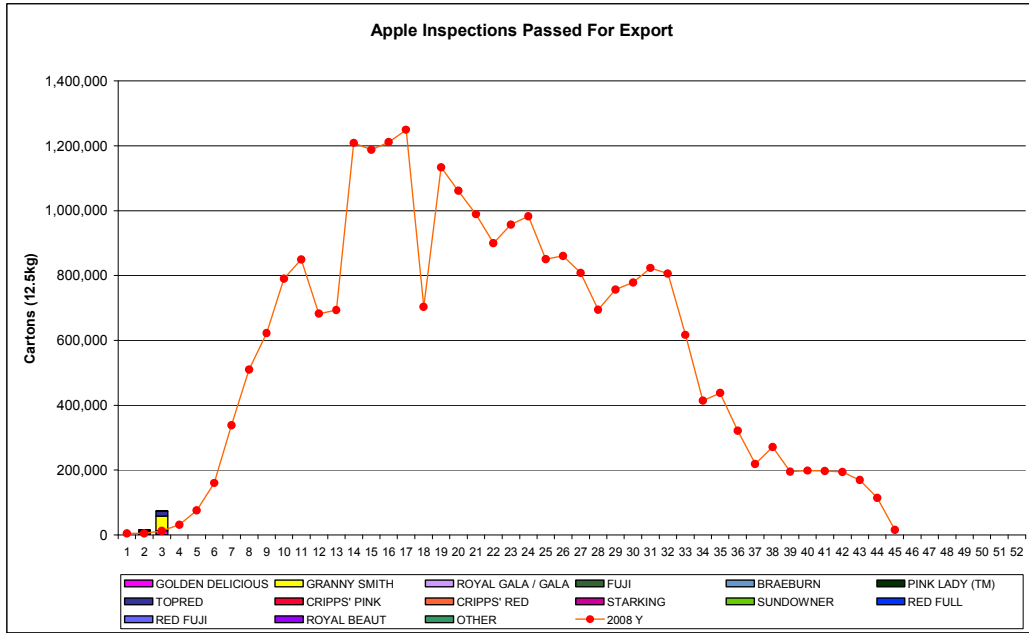
Apples Passed for Export & Estimate



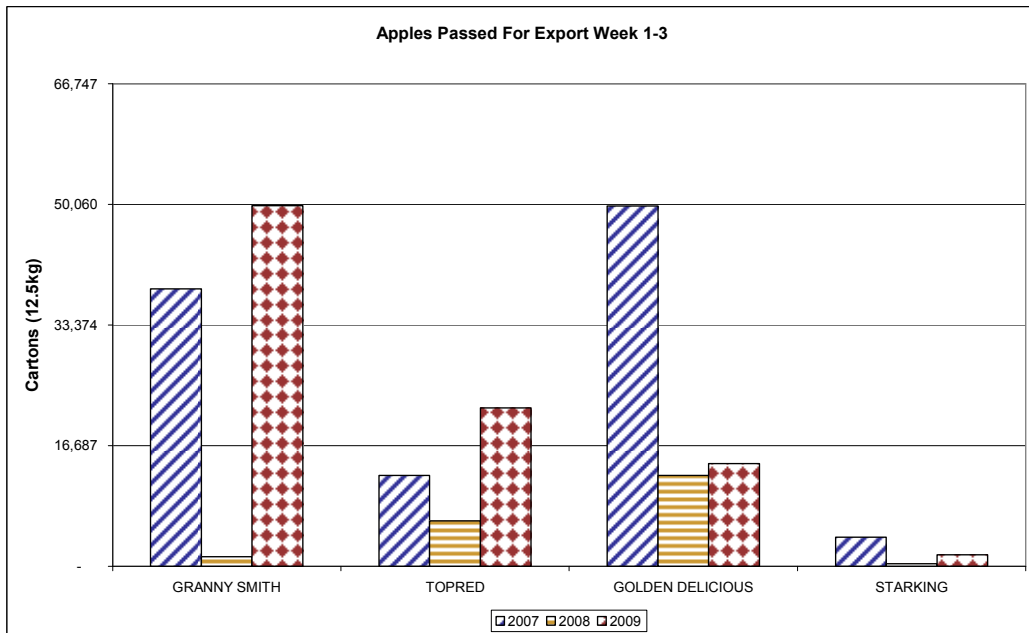
Variety	2007	2008	2 yr Average	2009	Estimate vs 2008	
GOLDEN DELICIOUS	7,373,579	8,122,030	7,747,804	6,838,875	-16%	-1,283,155
GRANNY SMITH	6,358,051	6,494,536	6,426,294	6,302,340	-3%	-192,196
ROYAL GALA / GALA	3,977,837	4,752,215	4,365,026	4,748,133	0%	-4,082
CRIPPS PINK / PINK LADY	2,147,097	2,197,646	2,172,372	2,213,456	1%	15,810
BRAEBURN	1,087,547	1,153,102	1,120,324	1,120,781	-3%	-32,321
TOPRED	1,084,457	1,330,292	1,207,375	1,219,438	-8%	-110,854
FUJI	929,735	1,197,953	1,063,844	1,202,181	0%	4,228
STARKING	341,541	310,716	326,128	275,411	-11%	-35,304
CRIPPS RED / SUNDOWNER	263,804	565,798	414,801	584,795	3%	18,998
Other	168,865	364,114	266,490	415,946	14%	51,833
Grand Total	23,742,087	26,488,401	25,115,244	24,921,357	-6%	-1,567,044

All volumes = 12.5kg carton equivalent

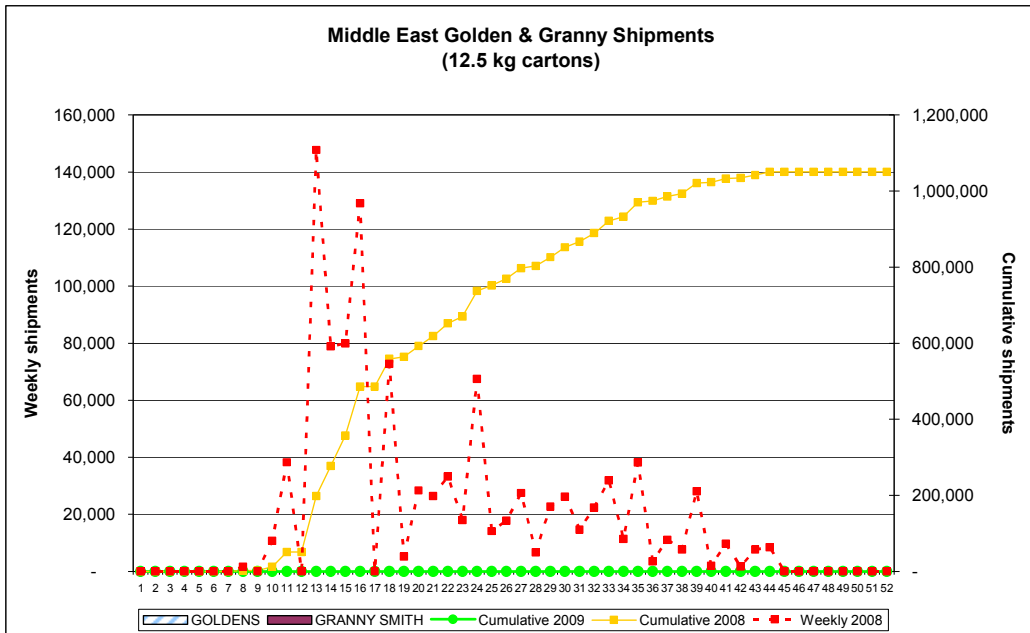
Apples Passed For Export



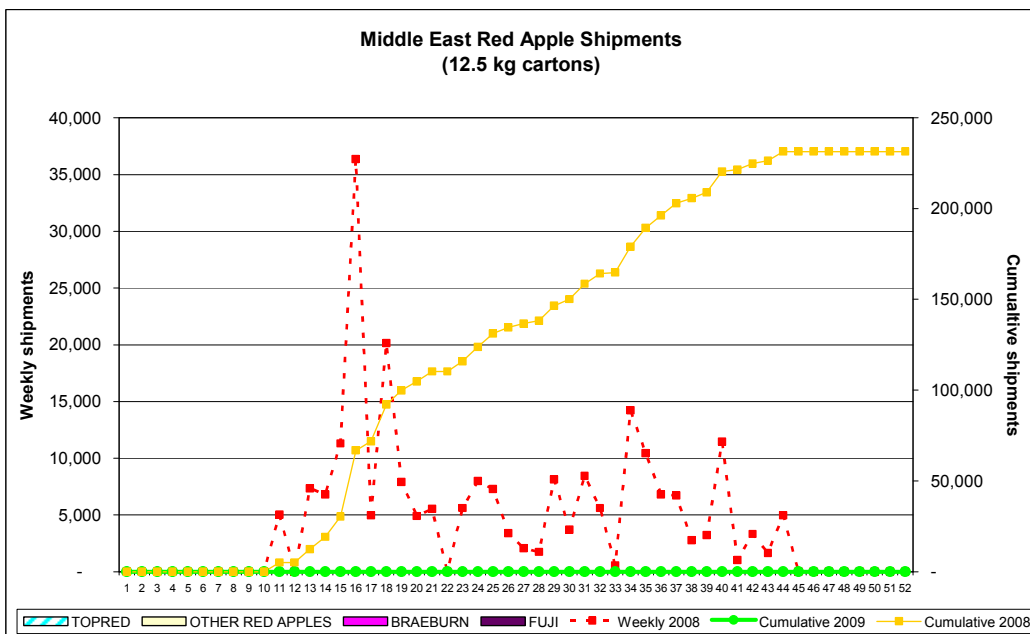
Apples Passed For Export per cultivar Week 1-3



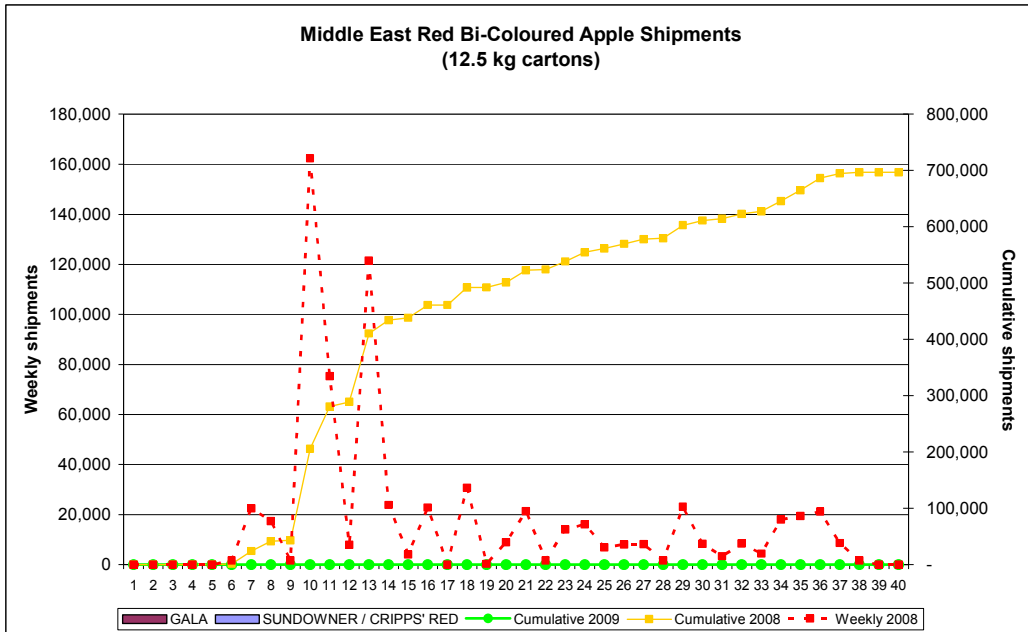
Middle East Market: Apple Shipments



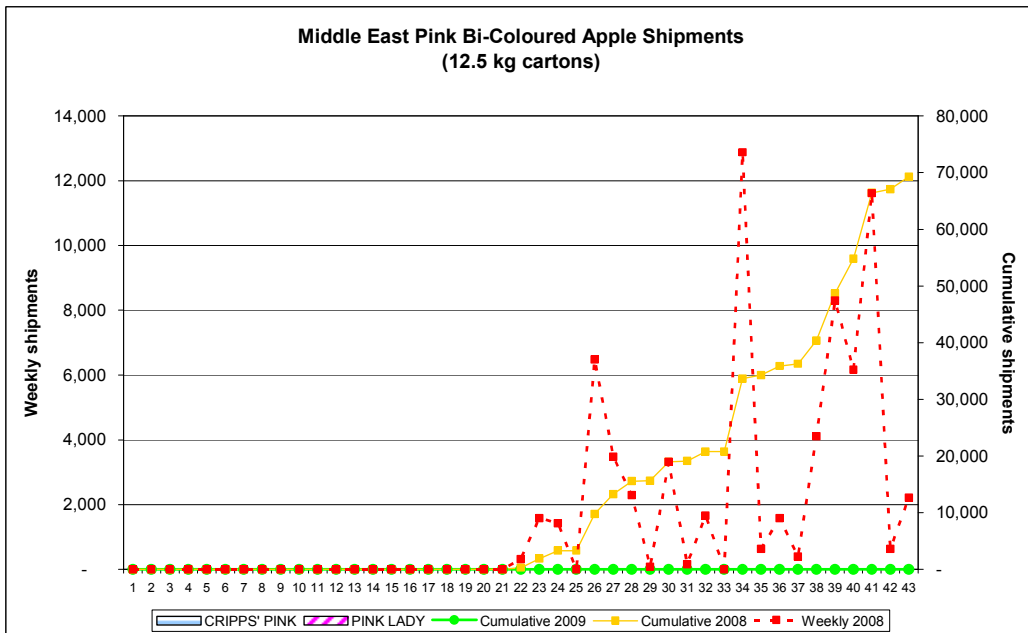
Weekly volumes	2008	2009	Difference
Week 3	-	-	- #DIV/0!
Cumulative volumes			
Week 1 to 3	-	-	- #DIV/0!



Weekly volumes	2008	2009	Difference
Week 3	-	-	- #DIV/0!
Cumulative volumes			
Week 1 to 3	-	-	- #DIV/0!

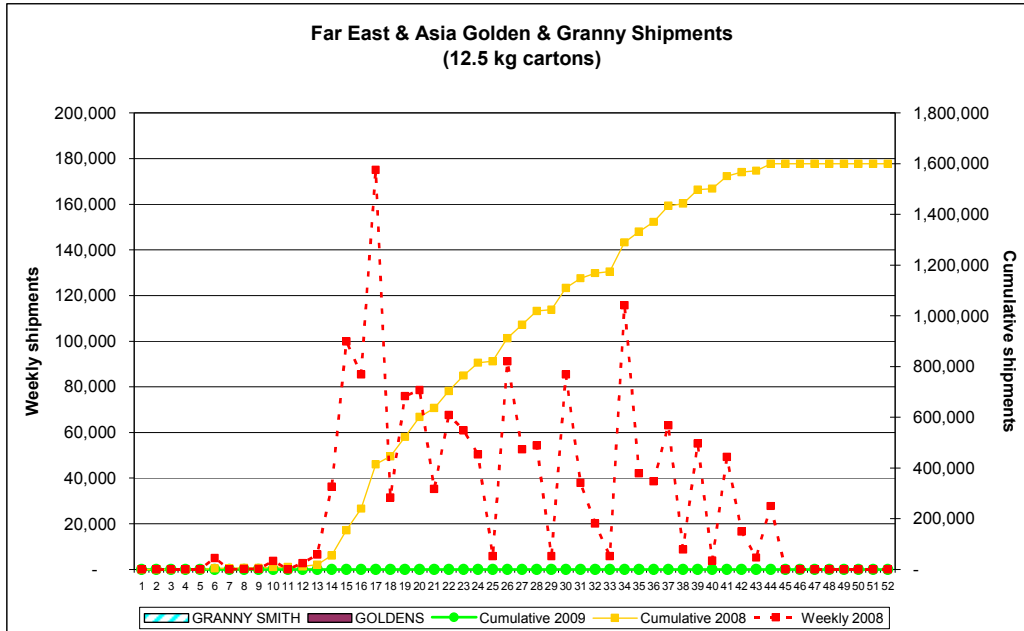


Weekly volumes	2008	2009	Difference	
Week 3	-	-	-	#DIV/0!
Cumulative volumes				
Week 1 to 3	-	-	-	#DIV/0!

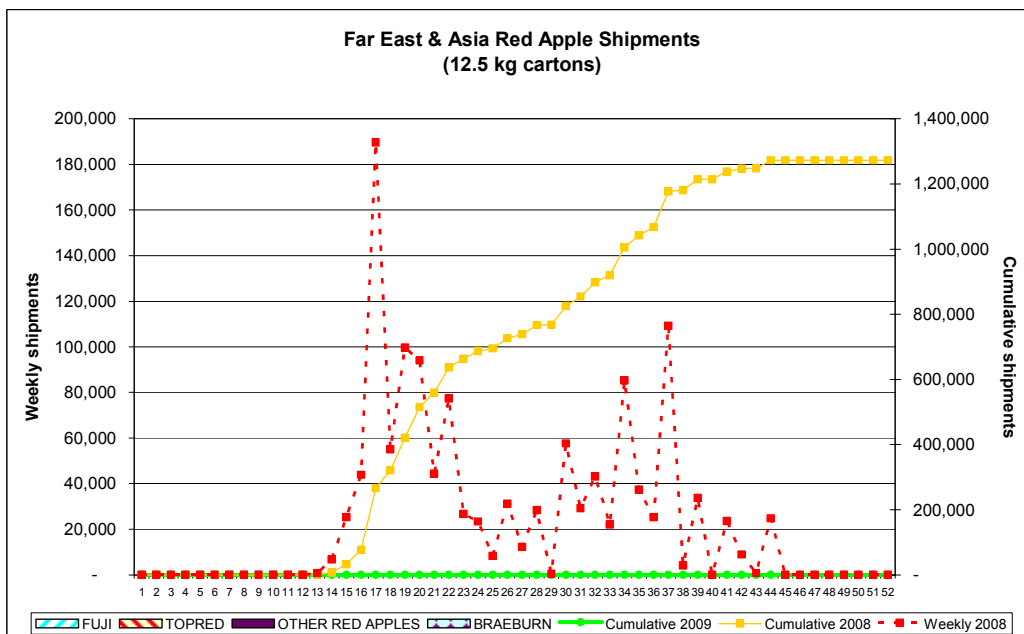


Weekly volumes	2008	2009	Difference	
Week 3	-	-	-	#DIV/0!
Cumulative volumes				
Week 1 to 3	-	-	-	#DIV/0!

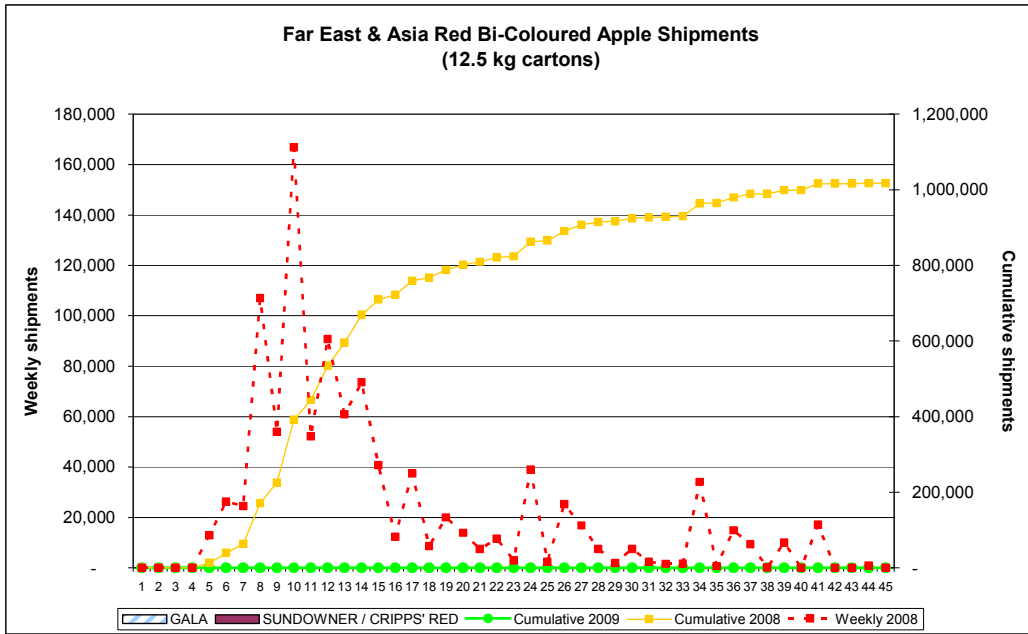
Far East & Asia Market: Apple Shipments



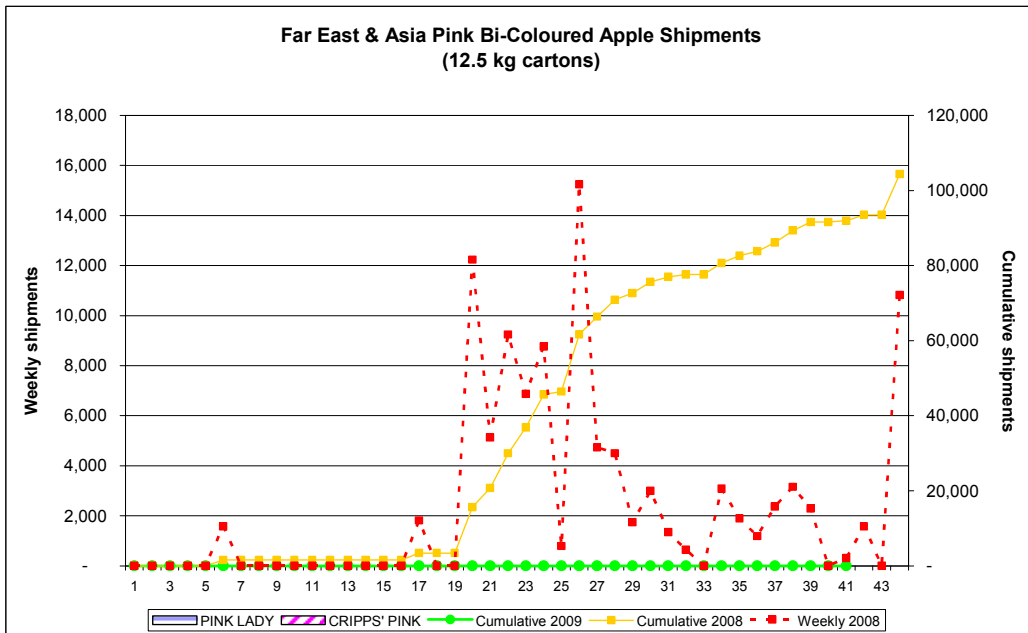
Weekly volumes	2008	2009	Difference
Week 3	4,977	-	-4,977 -100%
Cumulative volumes			
Week 1 to 3	4,977	-	-4,977 -100%



Weekly volumes	2008	2009	Difference
Week 3	-	-	- #DIV/0!
Cumulative volumes			
Week 1 to 3	-	-	- #DIV/0!

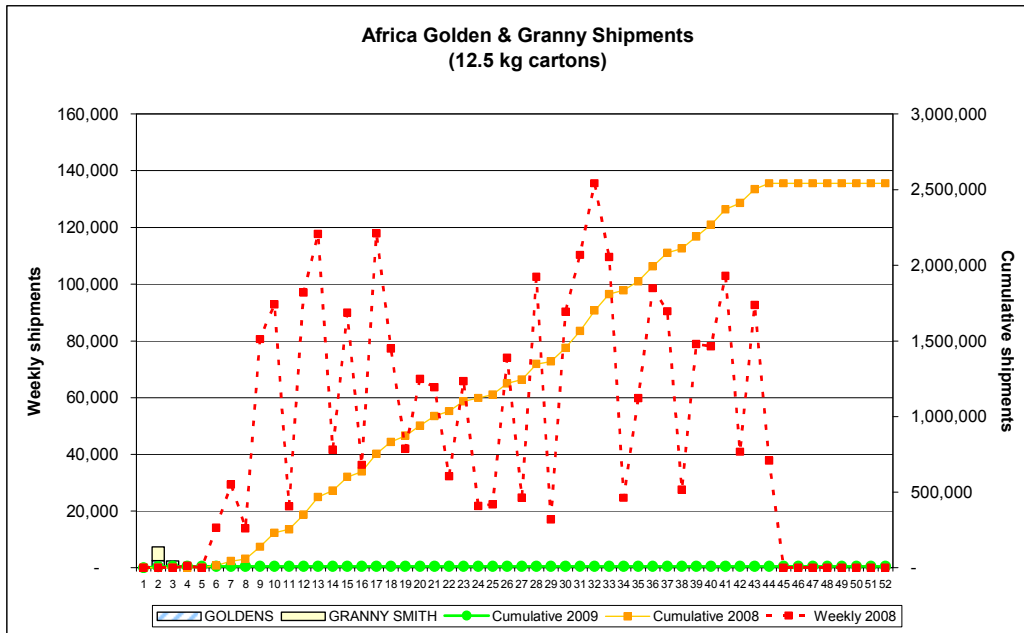


Weekly volumes	2008	2009	Difference	
Week 3	-	-	-	#DIV/0!
Cumulative volumes				
Week 1 to 3	-	-	-	#DIV/0!

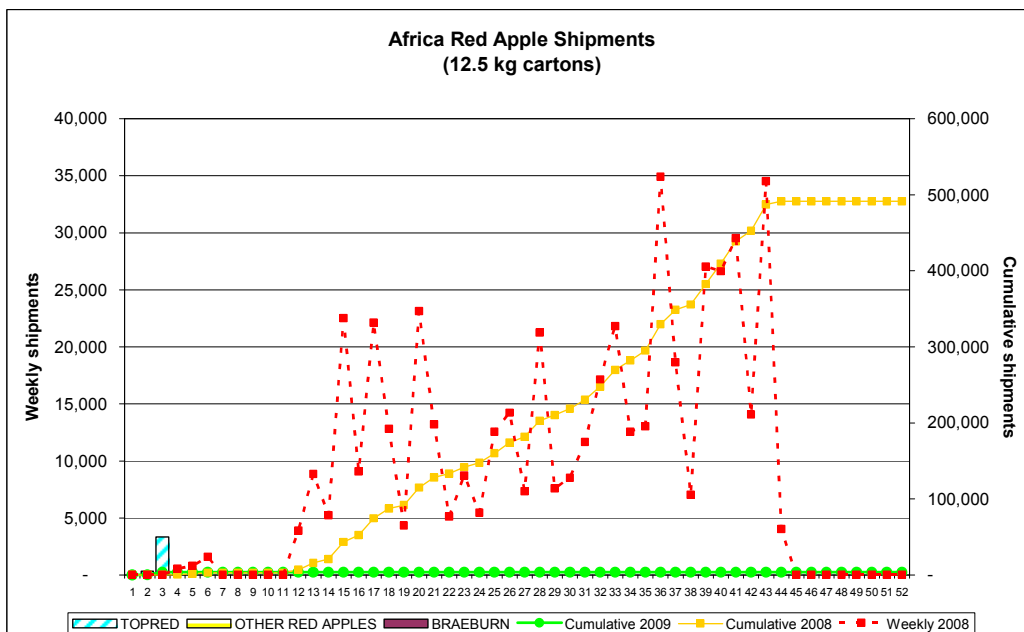


Weekly volumes	2007	2008	Difference	
Week 3	-	-	-	#DIV/0!
Cumulative volumes				
Week 1 to 3	-	-	-	#DIV/0!

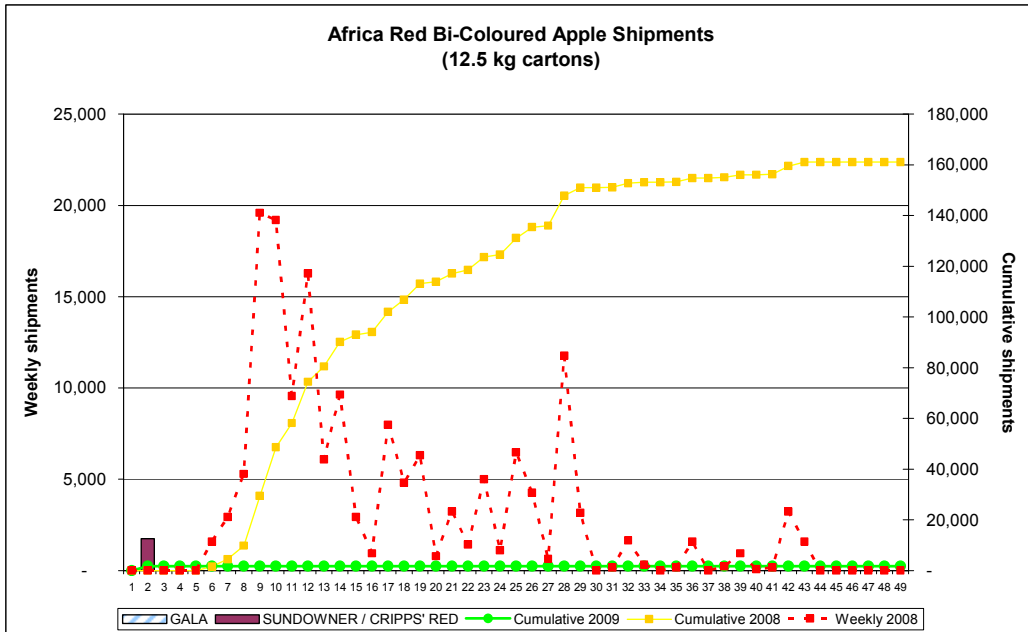
Africa Market: Apple Shipments



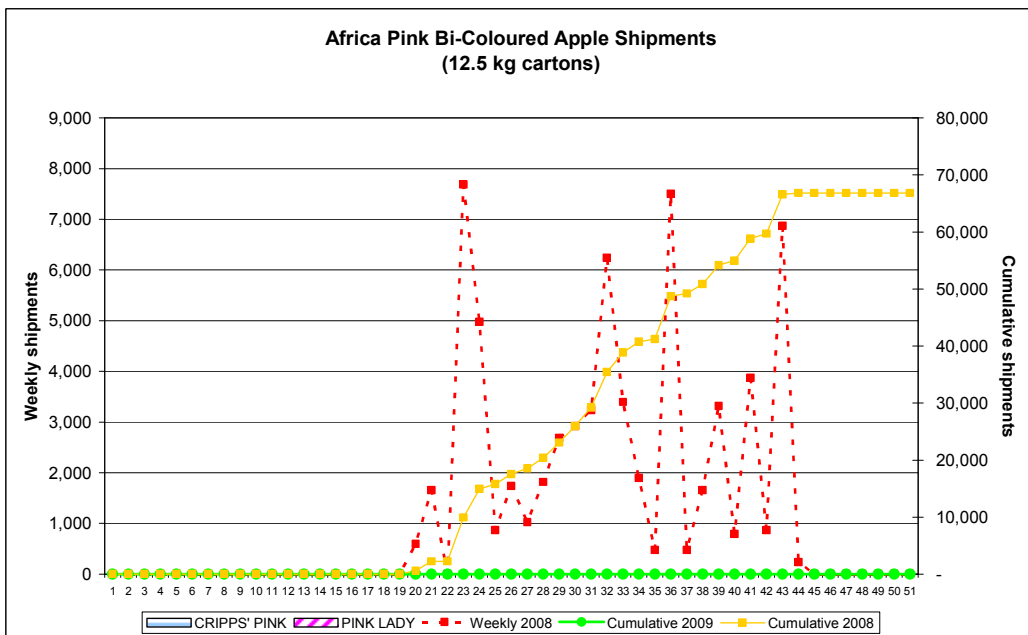
Weekly volumes	2008	2009	Difference	
Week 3	-	2,449	2,449	#DIV/0!
Cumulative volumes				
Week 1 to 3	-	9,796	9,796	#DIV/0!



Weekly volumes	2008	2009	Difference	
Week 3	-	3,318	3,318	#DIV/0!
Cumulative volumes				
Week 1 to 3	-	3,634	3,634	#DIV/0!

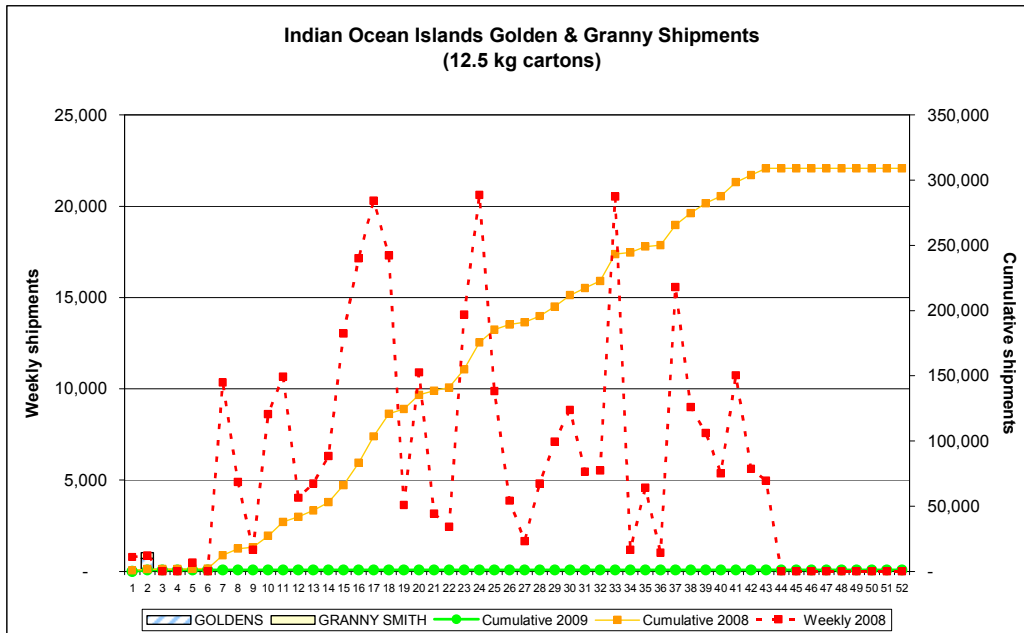


Weekly volumes	2008	2009	Difference	
Week 3	-	-	-	#DIV/0!
Cumulative volumes				
Week 1 to 3	-	1,738	1,738	#DIV/0!

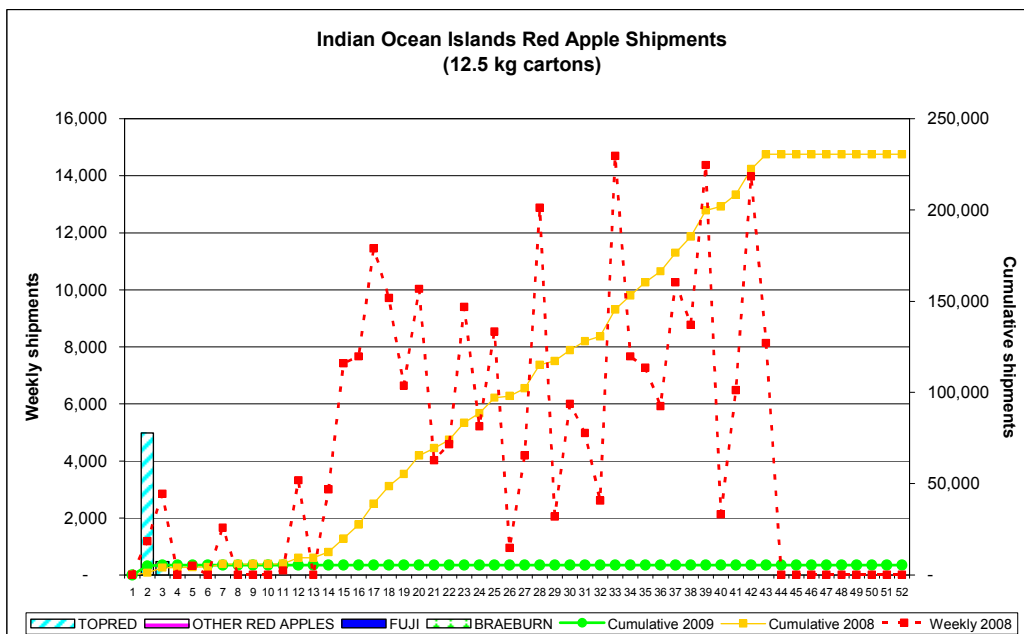


Weekly volumes	2008	2009	Difference	
Week 3	-	-	-	#DIV/0!
Cumulative volumes				
Week 1 to 3	-	-	-	#DIV/0!

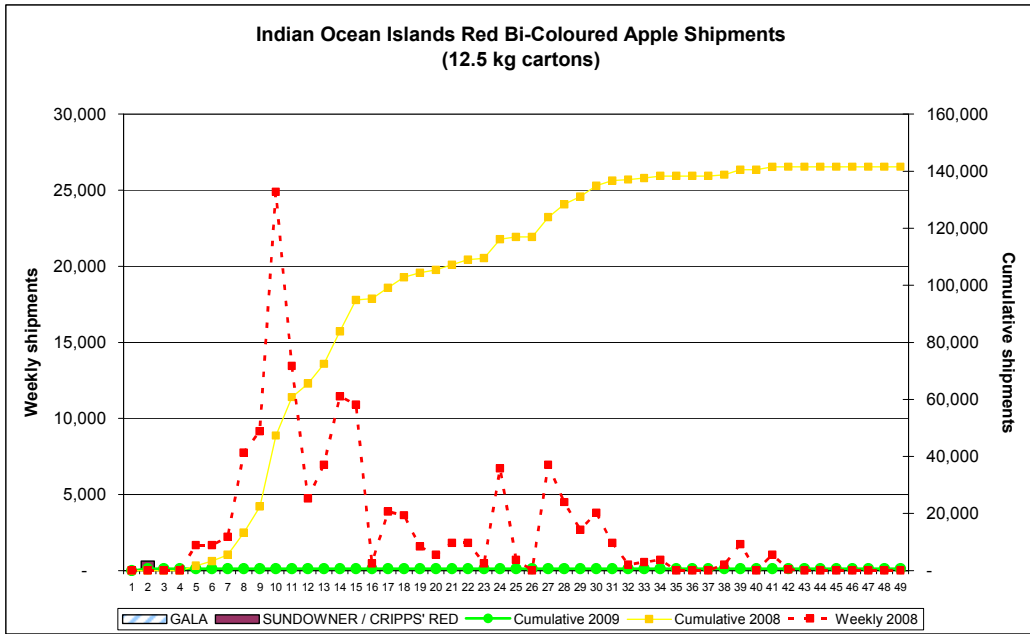
Indian Ocean Islands Market: Apple Shipments



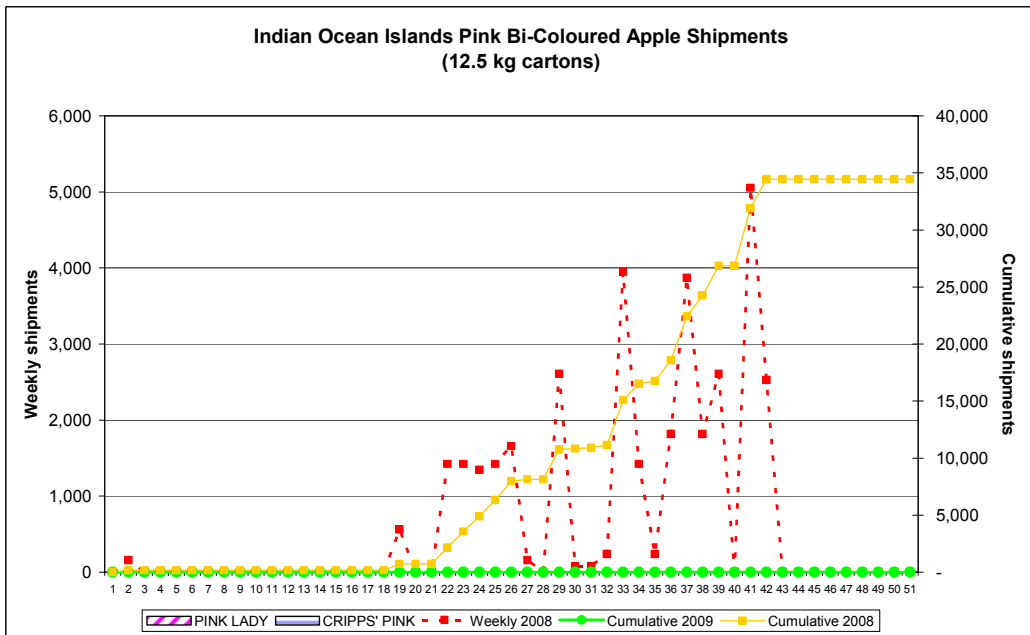
Weekly volumes	2008	2009	Difference	
Week 3	-	-	-	#DIV/0!
Cumulative volumes				
Week 1 to 3	1,659	1,027	-632	-38%



Weekly volumes	2008	2009	Difference	
Week 3	2,844	474	-2,370	-83%
Cumulative volumes				
Week 1 to 3	4,029	5,451	1,422	35%



Weekly volumes	2008	2009	Difference	
Week 3	-	-	-	#DIV/0!
Cumulative volumes				
Week 1 to 3	-	632	632	#DIV/0!



Weekly volumes	2008	2009	Difference	
Week 3	-	-	-	#DIV/0!
Cumulative volumes				
Week 1 to 3	158	-	-158	-100%