

Apricot Inspections, Airfreight & Shipments UK, Europe & Middle East

**Week 50
2009/2010**

Information supplied:

**Estimate
Industry Inspections
Industry Airfreight & Shipments**

Please note:

- 1. Cumulative airfreight & shipment volume is indicated on the right hand axis.**
- 2. Weekly airfreight & shipment volume is indicated on the left hand axis.**

**Issued by Stone Joint Marketing Forum
In co-operation with PPECB**

For enquiries, please contact:

Stefan Conradie: Office: 021-870 2923 or Cell: 083 264 7101

Suzelna Louw: 021-870 2900

Table of Contents

Stone Fruit Export Estimate: All Markets.....	1
Apricot Export Estimate per Cultivar.....	1
Apricots Passed For Export.....	2
Apricots Passed For Export per cultivar: Week 40-50.....	2
UK Market: Apricot Airfreight & Shipments	3
European Market: Airfreight & Shipments.....	4
Middle East Market: Airfreight & Shipments.....	5

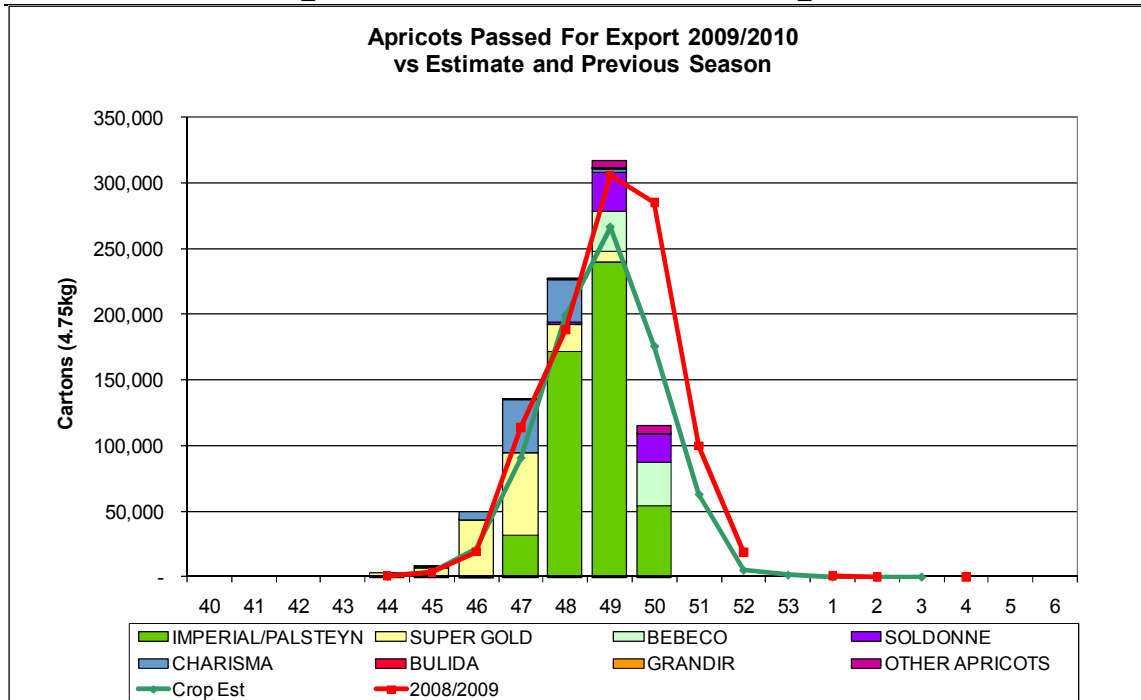
Stone Fruit Export Estimate: All Markets

Product	Carton eq (kg)	2006/2007	2007/2008	2008/2009	3 yr avg	Est 2009/2010	Estimate vs Previous Season	
APRICOTS	4.75	658,329	813,444	1,035,392	835,721	901,112	-13%	-134,280
NECTARINES	2.5	1,868,740	1,953,724	1,969,146	1,930,537	2,279,551	16%	310,405
PEACHES	2.5	738,442	818,304	854,721	803,822	847,826	-1%	-6,895
PLUMS/PRUNES	5.25	7,741,120	8,836,747	8,896,927	8,491,598	8,737,411	-2%	-159,516
Grand Total		11,006,631	12,422,219	12,756,185	12,061,678	12,765,900	0%	9,715

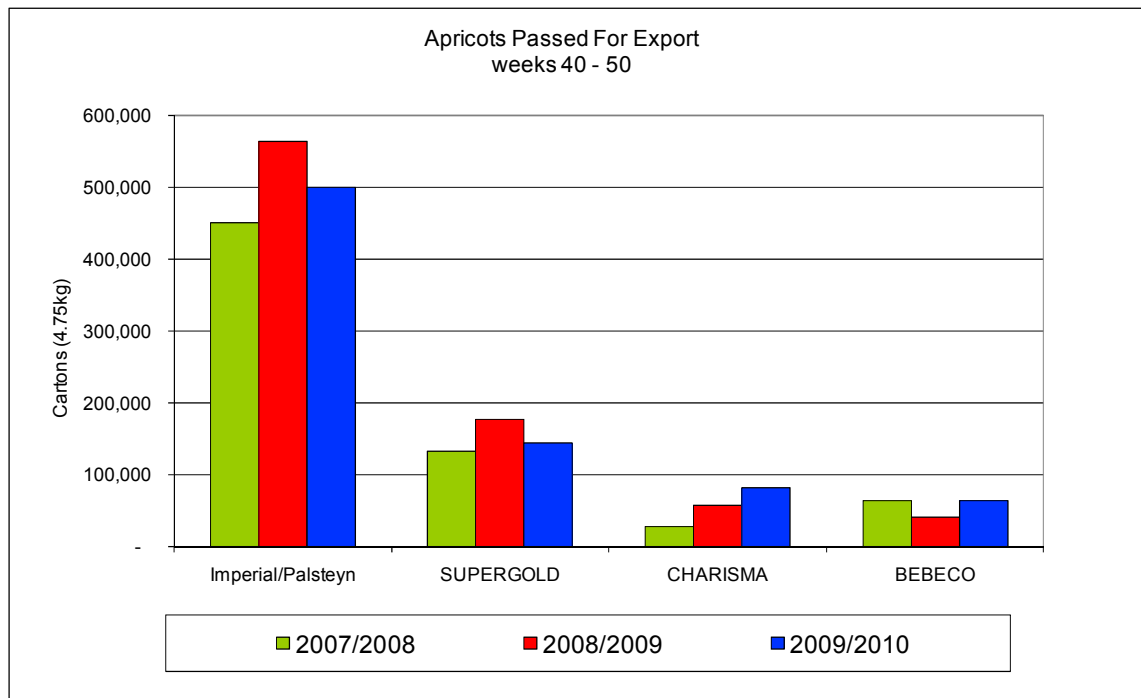
Apricot Export Estimate per Cultivar

Cultivar	2006/2007	2007/2008	2008/2009	3 yr avg	Est 2009/2010	Est vs Previous Season	
IMPERIAL / PALSTEYN	386,090	463,314	609,492	486,299	519,852	-89,641	-15%
SUPER GOLD	116,813	132,154	176,498	141,822	144,949	-31,550	-18%
BEBECO	67,880	98,855	101,474	89,403	85,618	-15,857	-16%
SOLDONNE	51,894	64,540	80,124	65,520	57,474	-22,650	-28%
CHARISMA	13,590	28,071	58,026	33,229	82,099	24,073	41%
BULIDA	5,081	17,554	2,278	8,304	5,957	3,679	161%
GRANDIR	2,467	5,614	2,641	3,574	1,350	-1,291	-49%
PEEKA	2,206	1,053	2,299	1,853	1,967	-332	-14%
EXPERIMENTAL APRICOTS	7,237	1,562	1,910	3,570	1,669	-241	-13%
OTHER	5,069	728	649	2,149	178	-470	-73%
Grand Total	658,329	813,444	1,035,392	835,721	901,112	-134,280	-13%

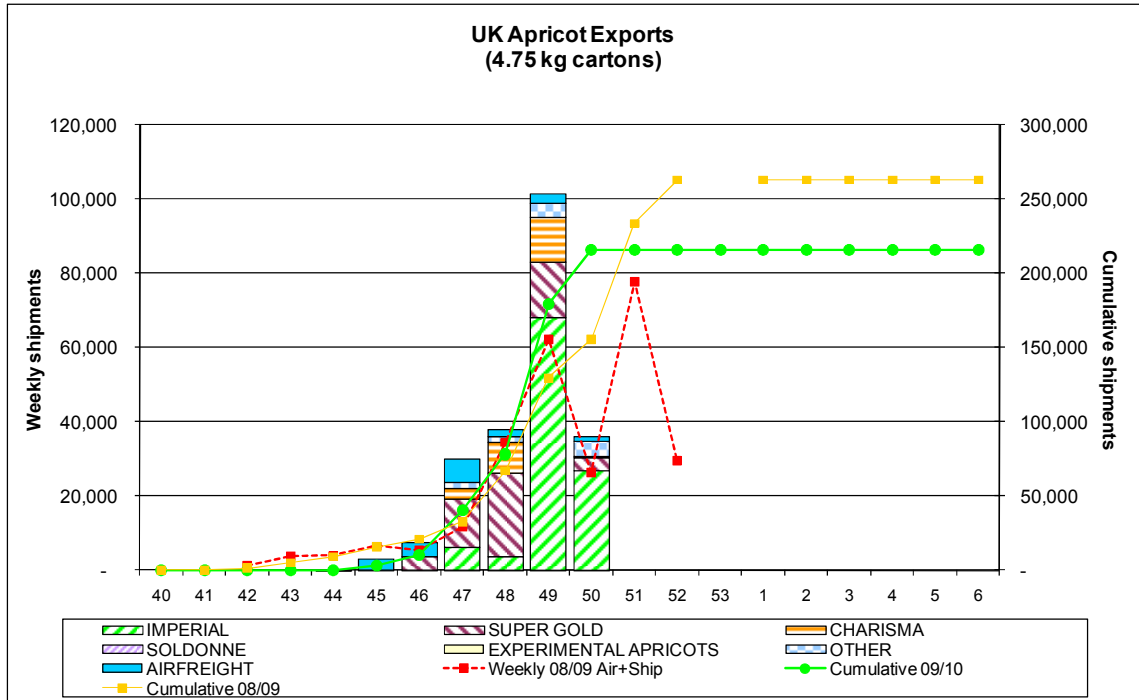
Apricots Passed For Export



Apricots Passed For Export per cultivar: Week 40-50

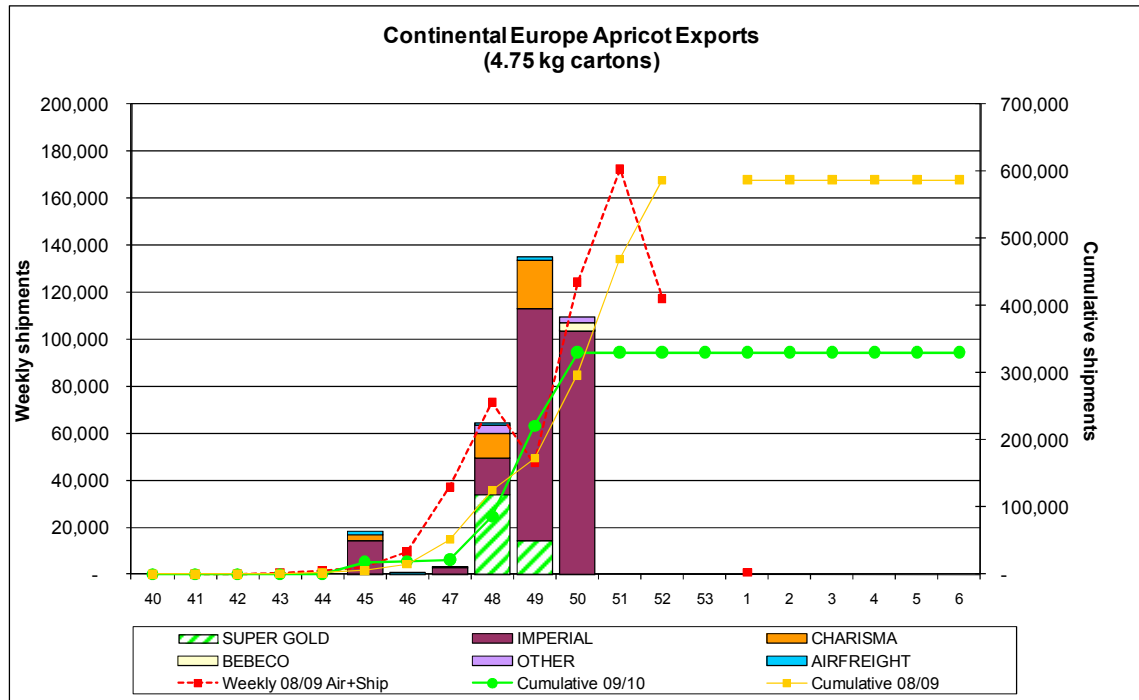


UK Market: Apricot Airfreight & Shipments



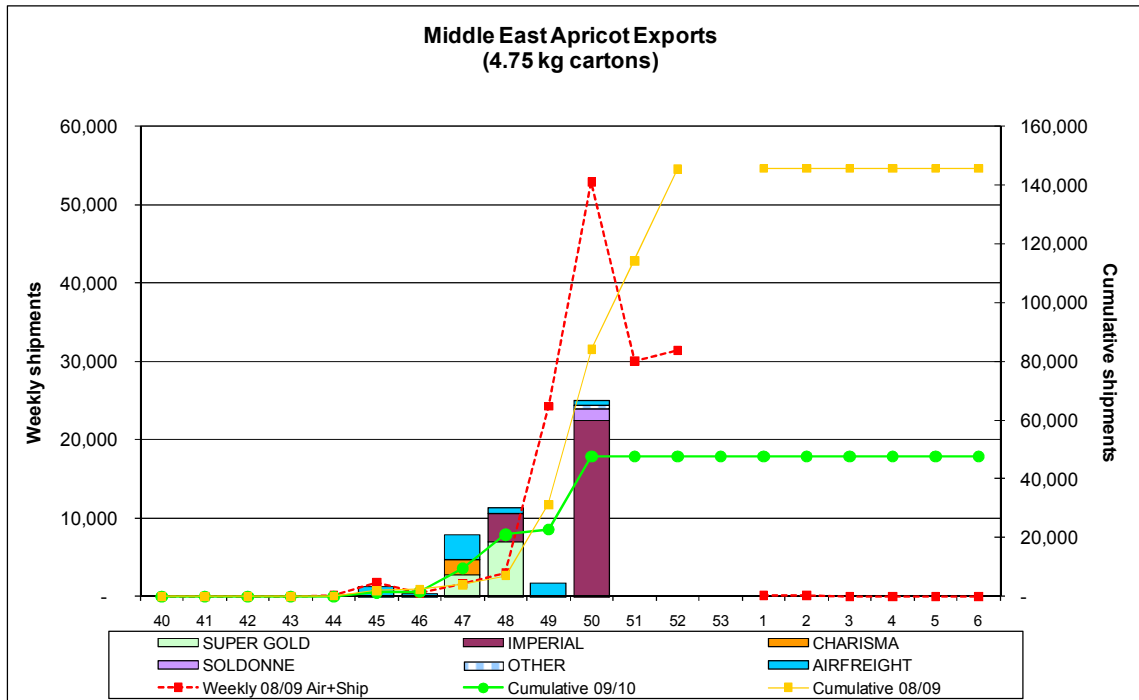
Weekly volumes	2008/2009	2009/2010	Difference	
Week 50	26,334	36,157	9,823	37%
Cumulative volumes				
Week 40 to 50	155,811	215,715	59,904	38%

European Market: Airfreight & Shipments



Weekly volumes	2008/2009	2009/2010	Difference	
Week 50	124,298	109,472	-14,826	-12%
Cumulative volumes				
Week 40 to 50	296,889	330,549	33,660	11%

Middle East Market: Airfreight & Shipments



Weekly volumes	2008/2009	2009/2010	Difference	
Week 50	52,919	25,094	-27,825	-53%
Cumulative volumes				
Week 40 to 50	84,161	47,708	-36,453	-43%