

Apricot Inspections, Airfreight & Shipments UK, Europe & Middle East

**Week 52
2009/2010**

Information supplied:

**Estimate
Industry Inspections
Industry Airfreight & Shipments**

Please note:

- 1. Cumulative airfreight & shipment volume is indicated on the right hand axis.**
- 2. Weekly airfreight & shipment volume is indicated on the left hand axis.**

**Issued by Stone Joint Marketing Forum
In co-operation with PPECB**

For enquiries, please contact:

Stefan Conradie: Office: 021-870 2923 or Cell: 083 264 7101

Suzelna Louw: 021-870 2900

Table of Contents

Stone Fruit Export Estimate: All Markets.....	1
Apricot Export Estimate per Cultivar.....	1
Apricots Passed For Export.....	2
Apricots Passed For Export per cultivar: Week 40-52.....	2
UK Market: Apricot Airfreight & Shipments	3
European Market: Airfreight & Shipments.....	4
Middle East Market: Airfreight & Shipments.....	5

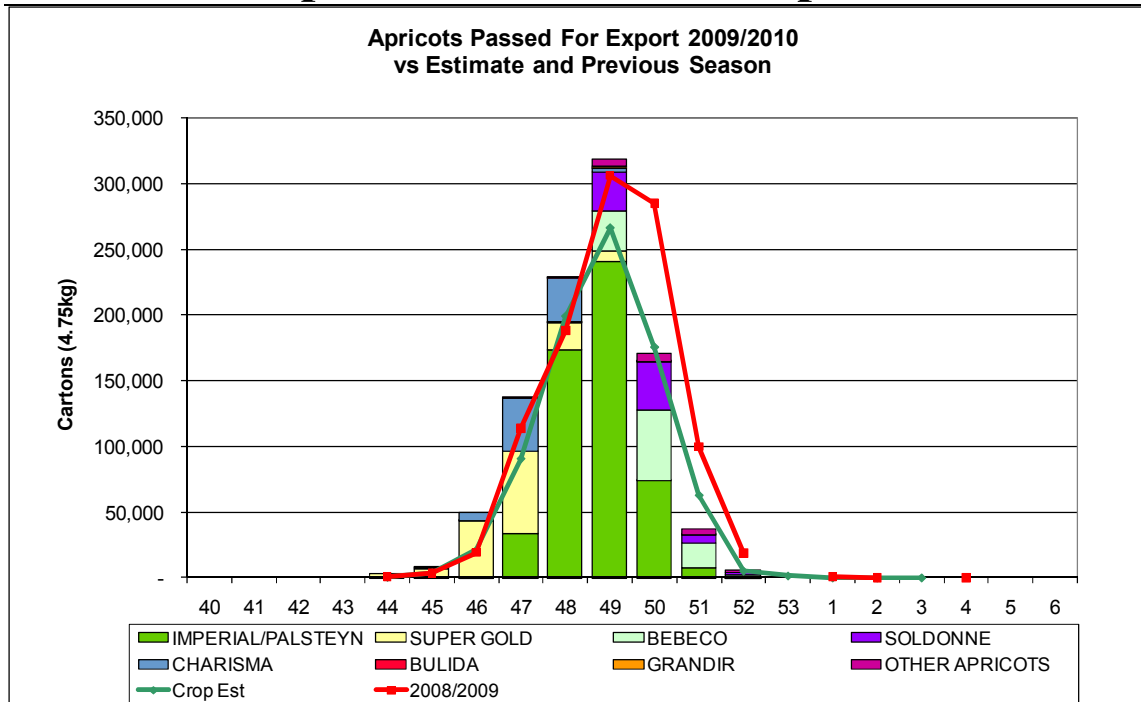
Stone Fruit Export Estimate: All Markets

Product	Carton eq (kg)	2006/2007	2007/2008	2008/2009	3 yr avg	Est 2009/2010	Estimate vs Previous Season	
APRICOTS	4.75	658,329	813,444	1,035,392	835,721	964,359	-7%	-71,032
NECTARINES	2.5	1,868,740	1,953,724	1,969,146	1,930,537	2,335,663	19%	366,517
PEACHES	2.5	738,442	818,304	854,721	803,822	923,424	8%	68,703
PLUMS/PRUNES	5.25	7,741,120	8,836,747	8,896,927	8,491,598	8,678,627	-2%	-218,300
Grand Total		11,006,631	12,422,219	12,756,185	12,061,678	12,902,073	1%	145,888

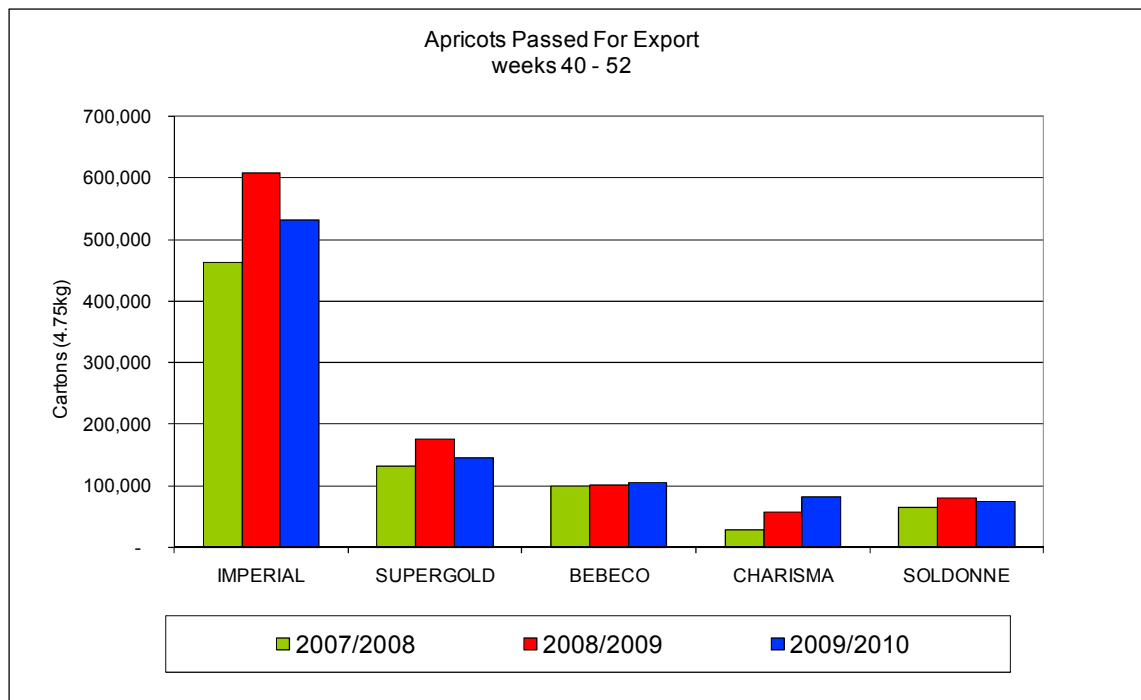
Apricot Export Estimate per Cultivar

Cultivar	2006/2007	2007/2008	2008/2009	3 yr avg	Est 2009/2010	Est vs Previous Season	
IMPERIAL / PALSTEYN	386,090	463,314	609,492	486,299	535,265	-74,227	-12%
SUPER GOLD	116,813	132,154	176,498	141,822	144,686	-31,813	-18%
BEBECO	67,880	98,855	101,474	89,403	108,435	6,961	7%
SOLDONNE	51,894	64,540	80,124	65,520	75,775	-4,350	-5%
CHARISMA	13,590	28,071	58,026	33,229	82,543	24,517	42%
BULIDA	5,081	17,554	2,278	8,304	2,957	679	30%
GRANDIR	2,467	5,614	2,641	3,574	1,400	-1,241	-47%
PEEKA	2,206	1,053	2,299	1,853	1,967	-332	-14%
EXPERIMENTAL APRICOTS	7,237	1,562	1,910	3,570	4,980	3,070	161%
OTHER	5,069	728	649	2,149	6,353	5,704	879%
Grand Total	658,329	813,444	1,035,392	835,721	964,359	-71,032	-7%

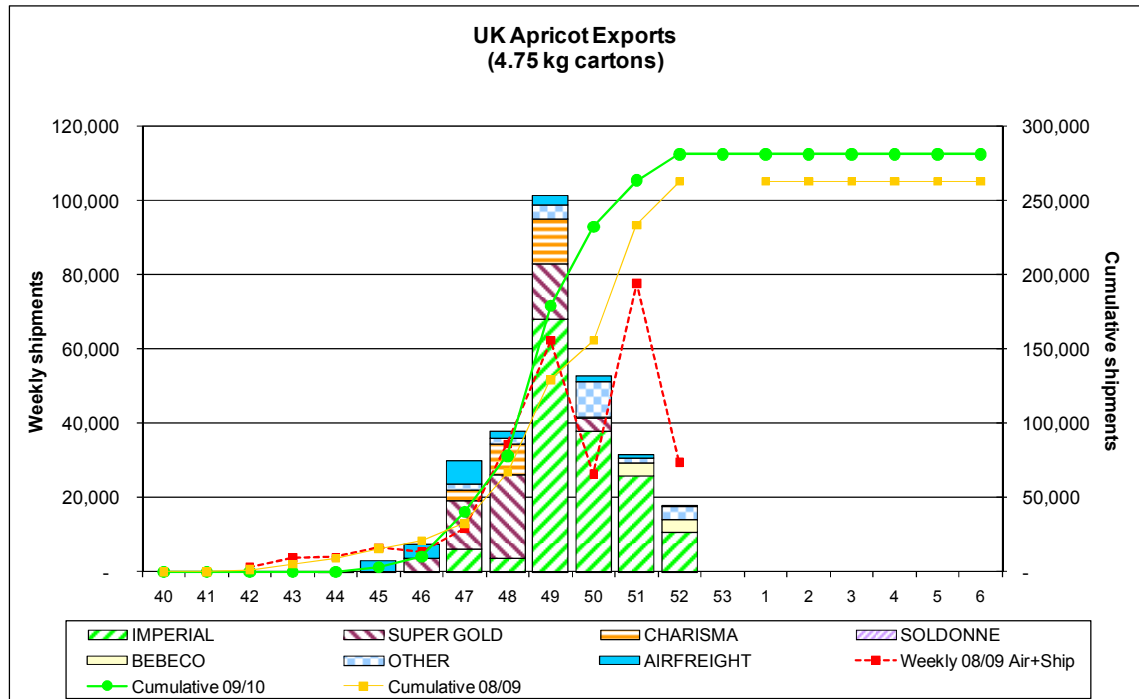
Apricots Passed For Export



Apricots Passed For Export per cultivar: Week 40-52

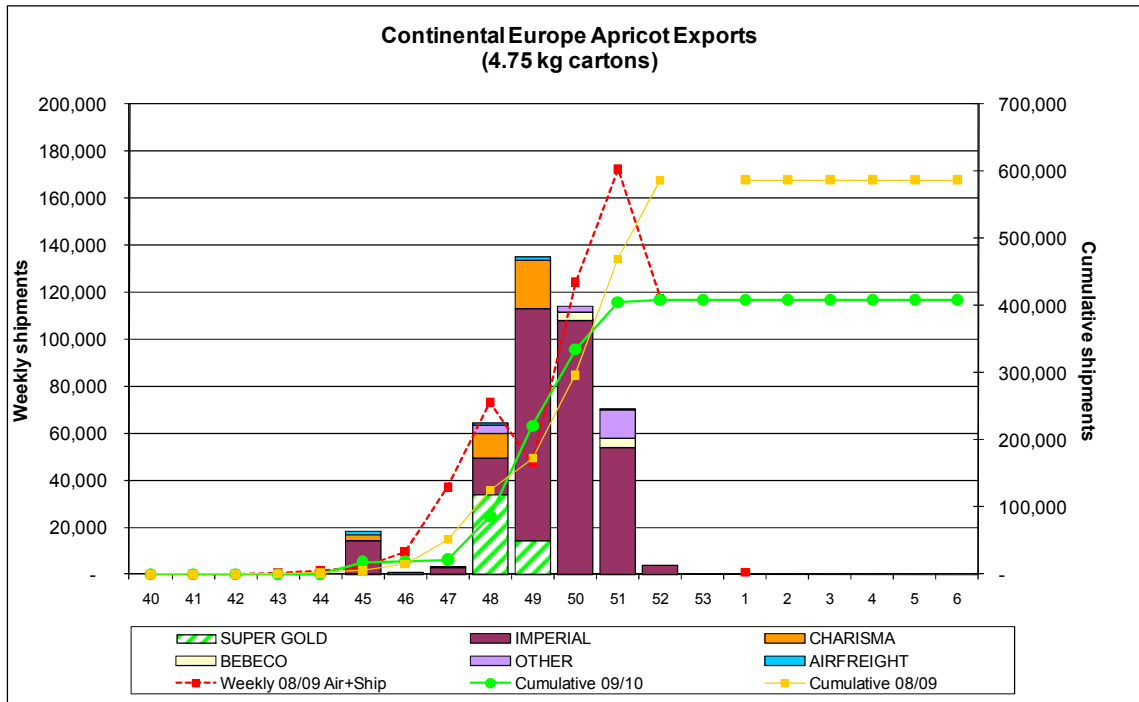


UK Market: Apricot Airfreight & Shipments



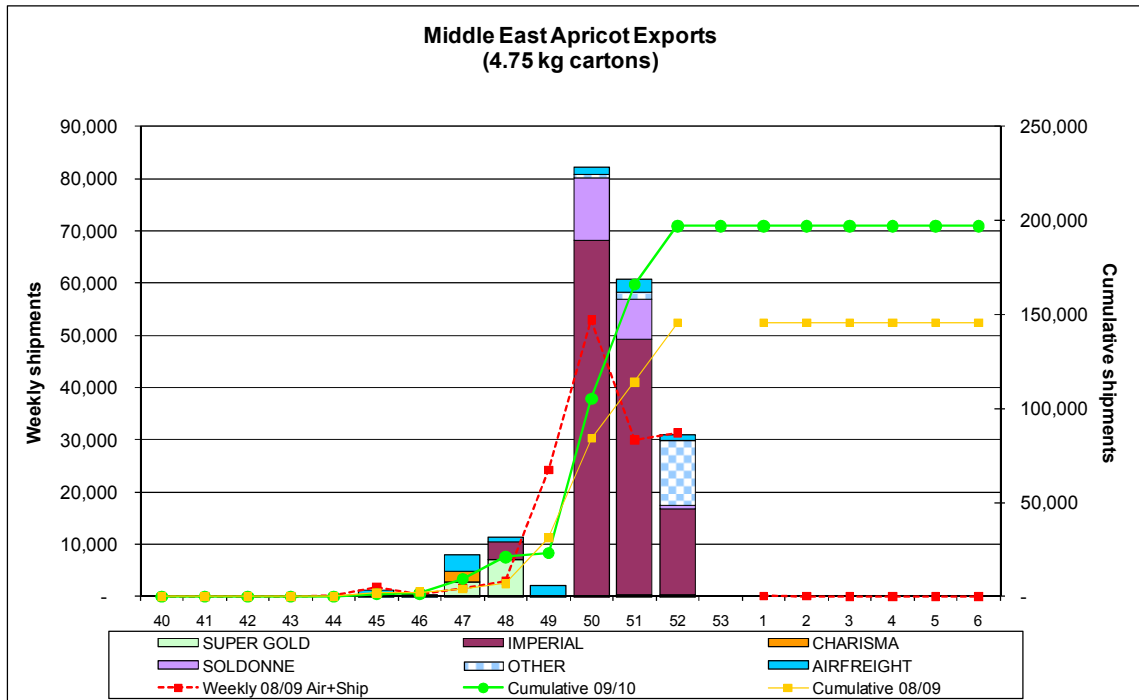
Weekly volumes	2008/2009	2009/2010	Difference	
Week 52	29,568	17,607	-11,961	-40%
Cumulative volumes				
Week 40 to 52	263,171	281,423	18,252	7%

European Market: Airfreight & Shipments



Weekly volumes	2008/2009	2009/2010	Difference	
Week 52	117,341	3,696	-113,645	-97%
Cumulative volumes				
Week 40 to 52	586,647	409,352	-177,295	-30%

Middle East Market: Airfreight & Shipments



Weekly volumes	2008/2009	2009/2010	Difference	
Week 52	31,357	31,034	-323	-1%
Cumulative volumes				
Week 40 to 52	145,521	197,055	51,534	35%