

Nectarine Inspections, Airfreight & Shipments UK, Europe & Middle East

**Week 47
2009/2010**

Information supplied:

**Estimates
Industry Inspections
Industry Airfreight & Shipments**

Please note:

- 1. Cumulative airfreight & shipment volume is indicated on the right hand axis.**
- 2. Weekly airfreight & shipment volume is indicated on the left hand axis.**

**Issued by Stone Joint Marketing Forum
In co-operation with PPECB**

**For enquiries please contact:
Stefan Conradie: Office 021-870 2923 or Cell: 083 264 7101
Suzelna Louw : 021-870 2900**

Table of Contents

Stone Fruit Export Estimate: All Markets.....	1
Nectarine Export Estimate per Cultivar	1
Nectarines Passed For Export	2
Nectarines Passed For Export: Week 40-47.....	2
UK Market: Nectarine Airfreight & Shipments.....	3
European Market: Airfreight & Shipments.....	4
Middle East Market: Airfreight & Shipments.....	5

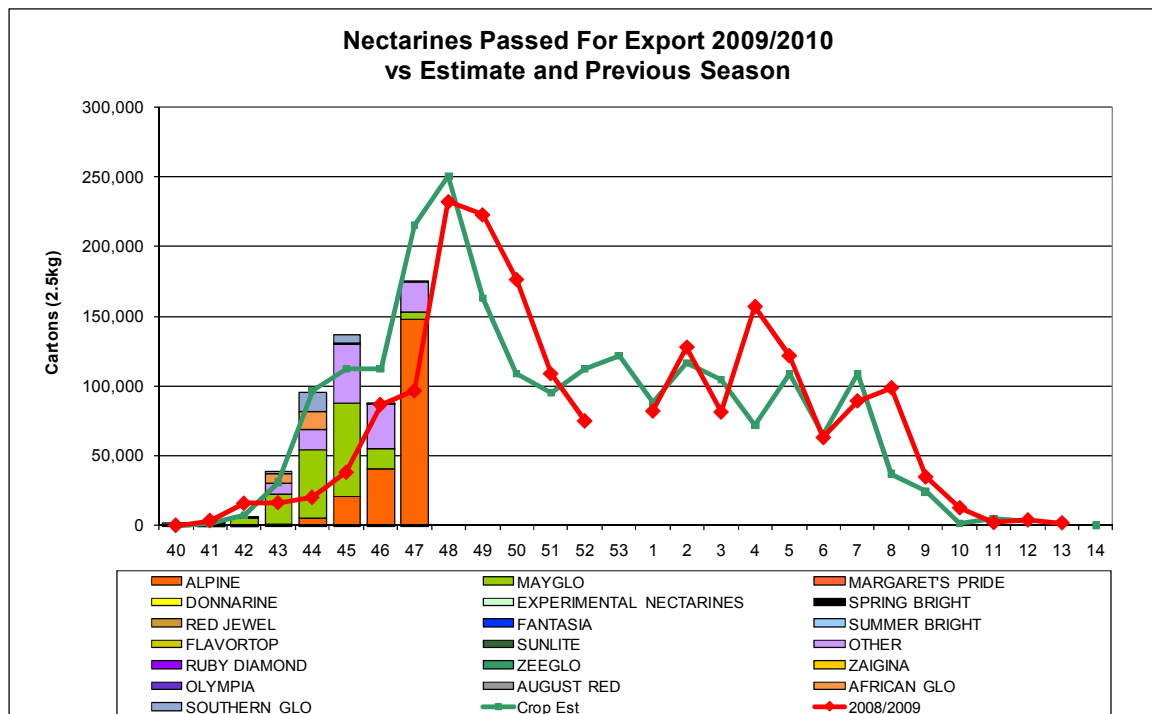
Stone Fruit Export Estimate: All Markets

Product	Carton eq (kg)	2006/2007	2007/2008	2008/2009	3 yr avg	Est 2009/2010	2009/2010 vs Previous Season	
APRICOTS	4.75	658,329	813,444	1,035,392	835,721	922,800	-11%	-112,592
NECTARINES	2.5	1,868,740	1,953,724	1,969,146	1,930,537	2,130,011	8%	160,865
PEACHES	2.5	795,159	956,088	942,370	897,872	915,366	-3%	-27,003
PLUMS/PRUNES	5.25	7,741,120	8,836,747	8,896,927	8,491,598	8,995,410	1%	98,484
Grand Total		11,063,348	12,560,003	12,843,834	12,155,728	12,963,587	1%	119,753

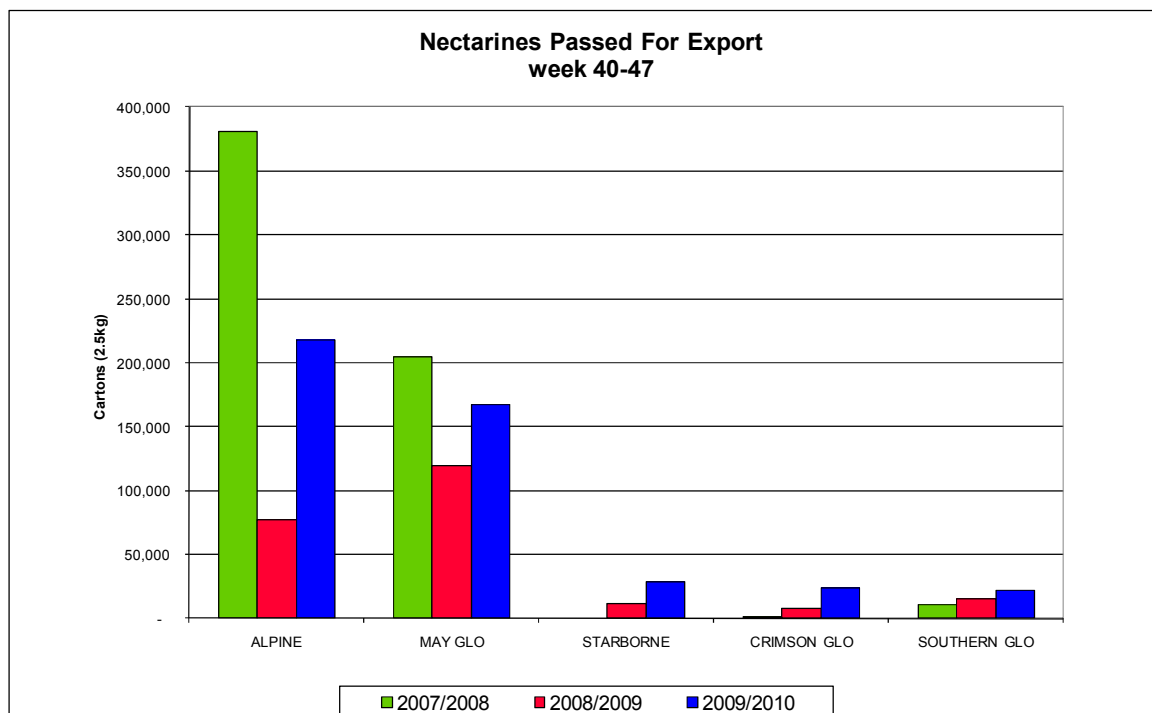
Nectarine Export Estimate per Cultivar

Cultivar	2006/2007	2007/2008	2008/2009	3 yr avg	Est 2009/2010	Est vs Previous Season	
ALPINE	644,403	817,234	645,781	702,473	595,057	-50,723	-8%
AUGUST RED	220,881	139,966	151,026	170,624	179,127	28,101	19%
MAYGLO	159,342	211,217	130,417	166,992	169,629	39,212	30%
MARGARET'S PRIDE	138,996	164,586	115,081	139,554	115,081	-0	0%
FANTASIA	131,631	46,674	77,656	85,320	77,656	-	0%
SPRING BRIGHT	39,722	45,445	56,795	47,321	59,635	2,840	5%
FLAMEKIST	54,714	45	57,642	37,467	57,642	-	0%
ZEEGLO	34,992	33,274	55,905	41,390	55,905	-	0%
DONNARINE	64,070	69,998	51,320	61,796	50,806	-513	-1%
SUMMER FIRE		5,818	32,098	18,958	46,538	14,440	45%
SUMMER BRIGHT	21,888	25,342	32,422	26,551	46,282	13,859	43%
AFRICAN GLO		9,631	21,761	15,696	20,909	-851	-4%
STARBORNE			19,952	19,952	28,890	8,938	45%
SUNLITE	51,626	31,498	38,154	40,426	38,154	-	0%
BIG TOP	6,997	13,290	34,679	18,322	35,289	610	2%
FIRE PEARL			22,265	22,265	34,385	12,120	54%
DIAMOND RAY	4,185	19,862	27,708	17,252	32,807	5,098	18%
RUBY DIAMOND	9,589	23,608	30,725	21,307	32,693	1,969	6%
SOUTHERN GLO	221	10,700	15,200	8,707	22,910	7,710	51%
CRIMSON GLO		1,004	9,609	5,307	23,548	13,938	145%
OTHER	285,482	284,532	342,950	304,321	407,068	64,118	19%
Grand Total	1,868,740	1,953,724	1,969,146	1,972,001	2,130,011	160,865	8%

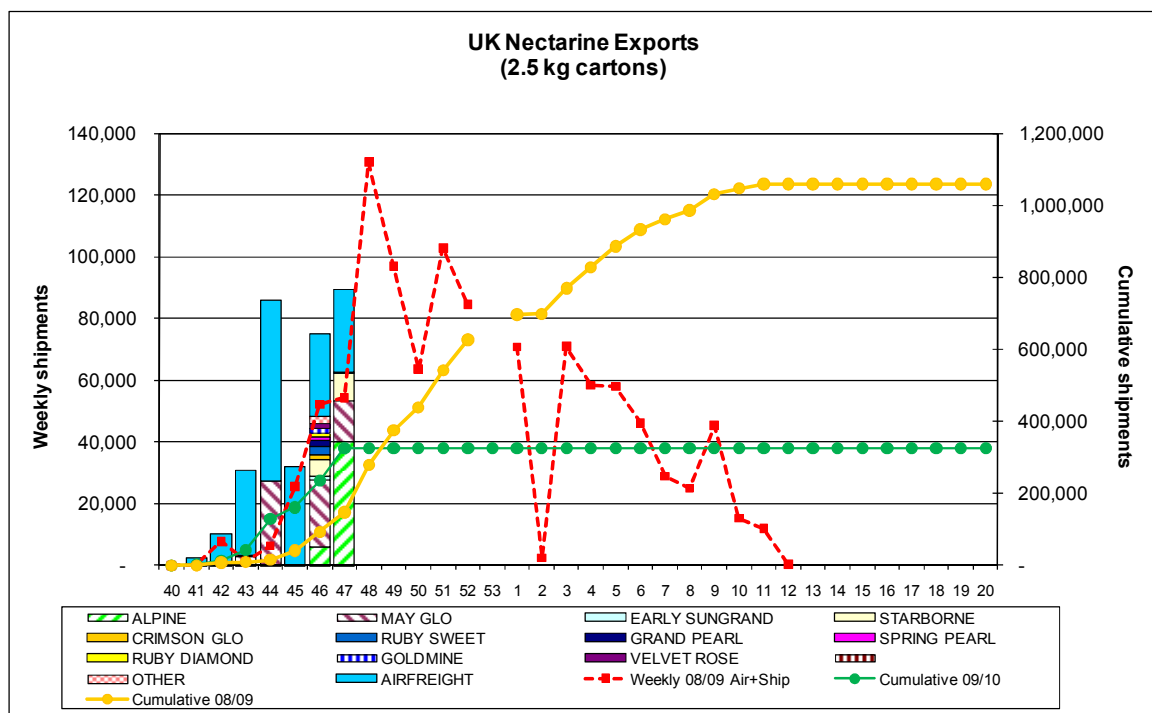
Nectarines Passed For Export



Nectarines Passed For Export: Week 40-47

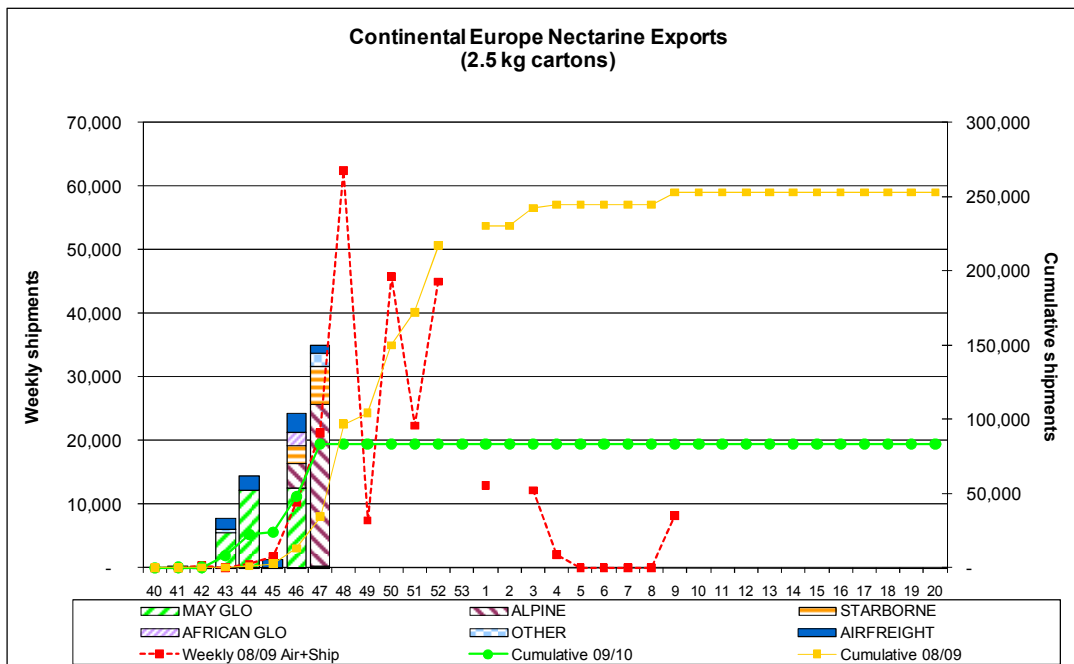


UK Market: Nectarine Airfreight & Shipments



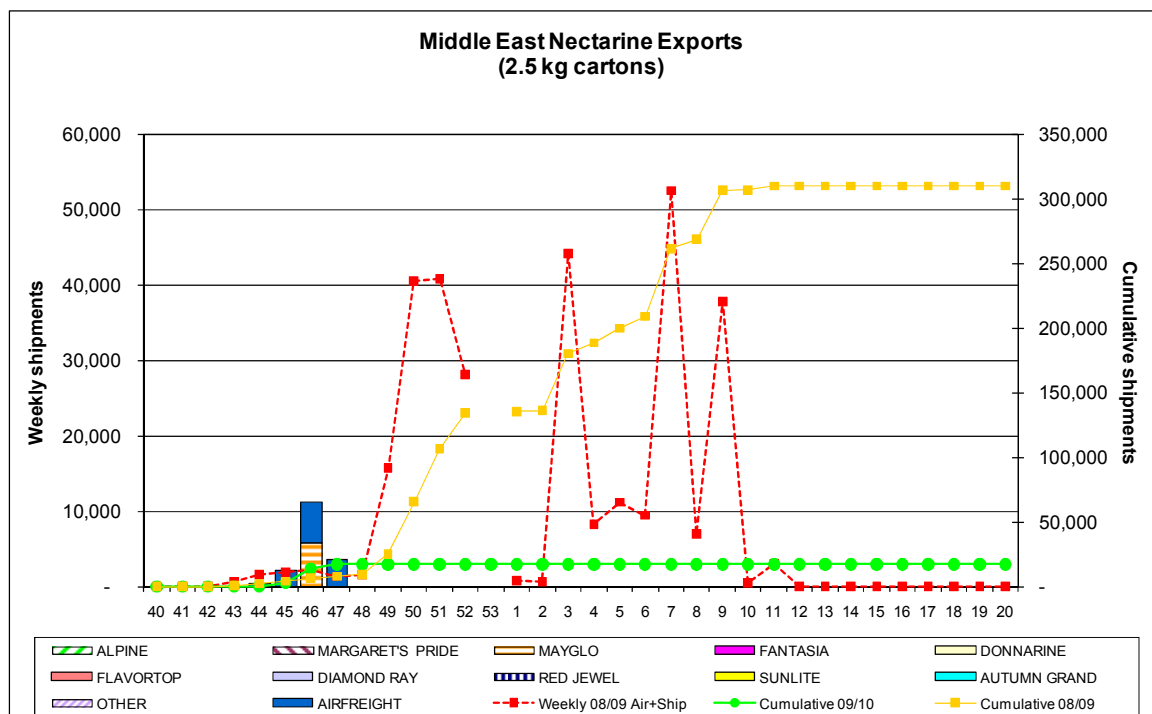
Weekly volumes	2008/2009	2009/2010	Difference	
Week 47	54,334	89,259	34,924	64%
Cumulative volumes				
Week 40 to 47	147,440	324,991	177,551	120%

European Market: Airfreight & Shipments



Weekly volumes	2008/2009	2009/2010	Difference	
Week 47	21,251	35,047	13,797	65%
Cumulative volumes				
Week 40 to 47	34,395	83,242	48,847	142%

Middle East Market: Airfreight & Shipments



Weekly volumes	2008/2009	2009/2010	Difference	
Week 47	1,345	3,569	2,224	165%
Cumulative volumes				
Week 40 to 47	7,795	17,270	9,475	122%