

Nectarine Inspections, Airfreight & Shipments UK, Europe & Middle East

**Week 51
2009/2010**

Information supplied:

**Estimates
Industry Inspections
Industry Airfreight & Shipments**

Please note:

- 1. Cumulative airfreight & shipment volume is indicated on the right hand axis.**
- 2. Weekly airfreight & shipment volume is indicated on the left hand axis.**

**Issued by Stone Joint Marketing Forum
In co-operation with PPECB**

For enquiries please contact:

Stefan Conradie: Office 021-870 2923 or Cell: 083 264 7101

Suzelna Louw : 021-870 2900

Table of Contents

Stone Fruit Export Estimate: All Markets.....	1
Nectarine Export Estimate per Cultivar	1
Nectarines Passed For Export	2
Nectarines Passed For Export: Week 40-51.....	2
UK Market: Nectarine Airfreight & Shipments.....	3
European Market: Airfreight & Shipments.....	4
Middle East Market: Airfreight & Shipments.....	5

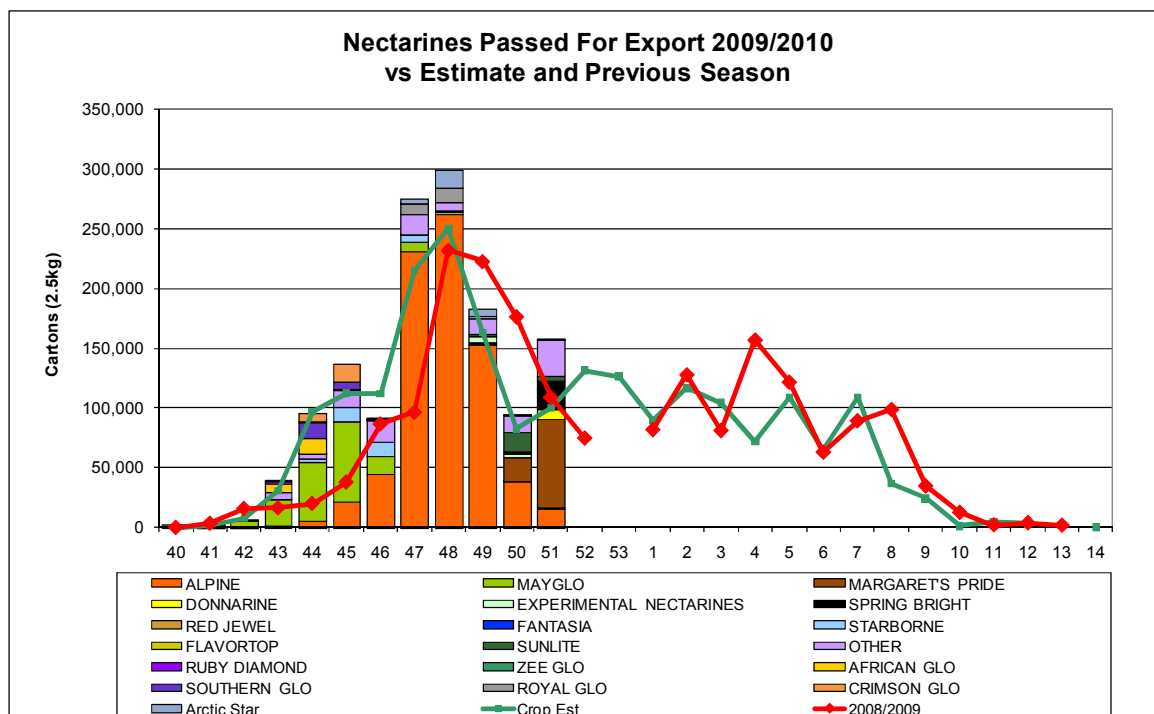
Stone Fruit Export Estimate: All Markets

Product	Carton eq (kg)	2006/2007	2007/2008	2008/2009	3 yr avg	Est 2009/2010	Estimate vs Previous Season	
APRICOTS	4.75	658,329	813,444	1,035,392	835,721	949,902	-8%	-85,489
NECTARINES	2.5	1,868,740	1,953,724	1,969,146	1,930,537	2,313,453	17%	344,308
PEACHES	2.5	795,159	956,088	942,370	897,872	960,078	2%	17,709
PLUMS/PRUNES	5.25	7,741,120	8,836,747	8,896,927	8,491,598	8,818,605	-1%	-78,322
Grand Total		11,063,348	12,560,003	12,843,834	12,155,728	13,042,039	2%	198,206

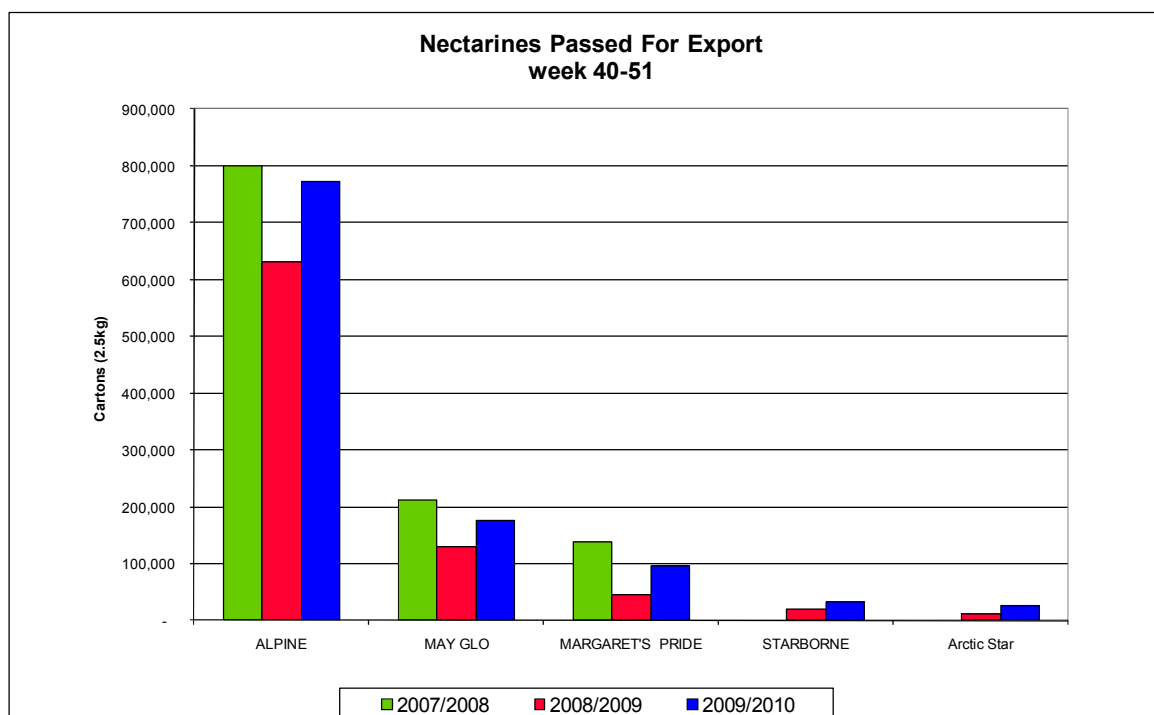
Nectarine Export Estimate per Cultivar

Cultivar	2006/2007	2007/2008	2008/2009	3 yr avg	Est 2009/2010	Est vs Previous Season	
ALPINE	644,403	817,234	645,781	702,473	774,552	128,771	20%
AUGUST RED	220,881	139,966	151,026	170,624	179,127	28,101	19%
MAYGLO	159,342	211,217	130,417	166,992	175,578	45,161	35%
MARGARET'S PRIDE	138,996	164,586	115,081	139,554	115,081	-0	0%
FANTASIA	131,631	46,674	77,656	85,320	77,656	-	0%
SPRING BRIGHT	39,722	45,445	56,795	47,321	59,635	2,840	5%
FLAMEKIST	54,714	45	57,642	37,467	57,642	-	0%
ZEEGLO	34,992	33,274	55,905	41,390	55,905	-	0%
DONNARINE	64,070	69,998	51,320	61,796	50,806	-513	-1%
SUMMER FIRE		5,818	32,098	18,958	46,538	14,440	45%
SUMMER BRIGHT	21,888	25,342	32,422	26,551	46,282	13,859	43%
AFRICAN GLO		9,631	21,761	15,696	21,055	-705	-3%
STARBORNE			19,952	19,952	32,492	12,540	63%
SUNLITE	51,626	31,498	38,154	40,426	32,166	-5,988	-16%
BIG TOP	6,997	13,290	34,679	18,322	35,289	610	2%
FIRE PEARL			22,265	22,265	34,385	12,120	54%
DIAMOND RAY	4,185	19,862	27,708	17,252	32,807	5,098	18%
RUBY DIAMOND	9,589	23,608	30,725	21,307	32,693	1,969	6%
SOUTHERN GLO	221	10,700	15,200	8,707	22,019	6,819	45%
CRIMSON GLO		1,004	9,609	5,307	24,679	15,069	157%
OTHER	285,482	284,532	342,950	304,321	407,068	64,118	19%
Grand Total	1,868,740	1,953,724	1,969,146	1,972,001	2,313,453	344,308	17%

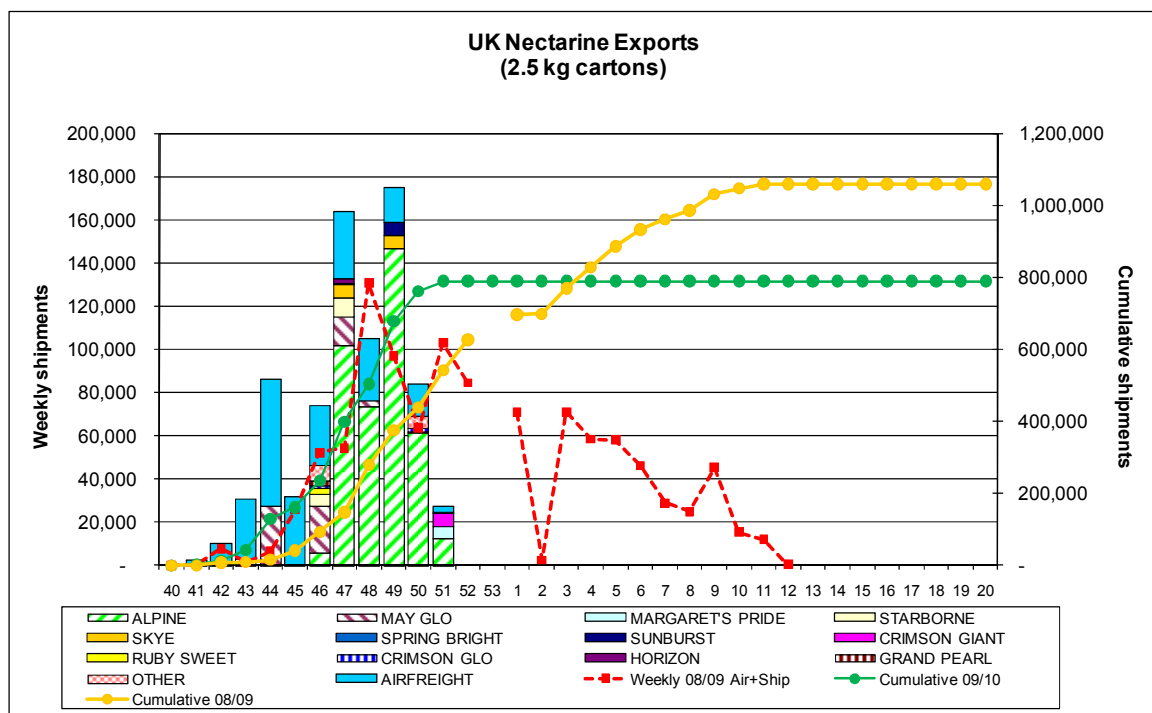
Nectarines Passed For Export



Nectarines Passed For Export: Week 40-51

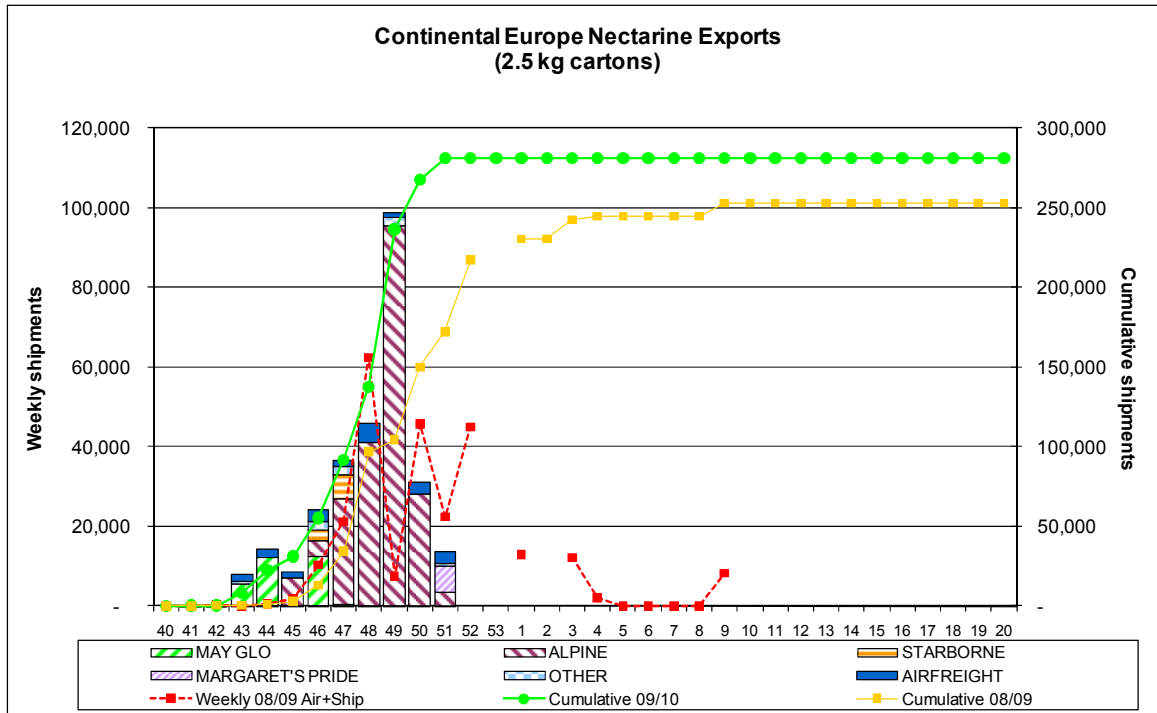


UK Market: Nectarine Airfreight & Shipments



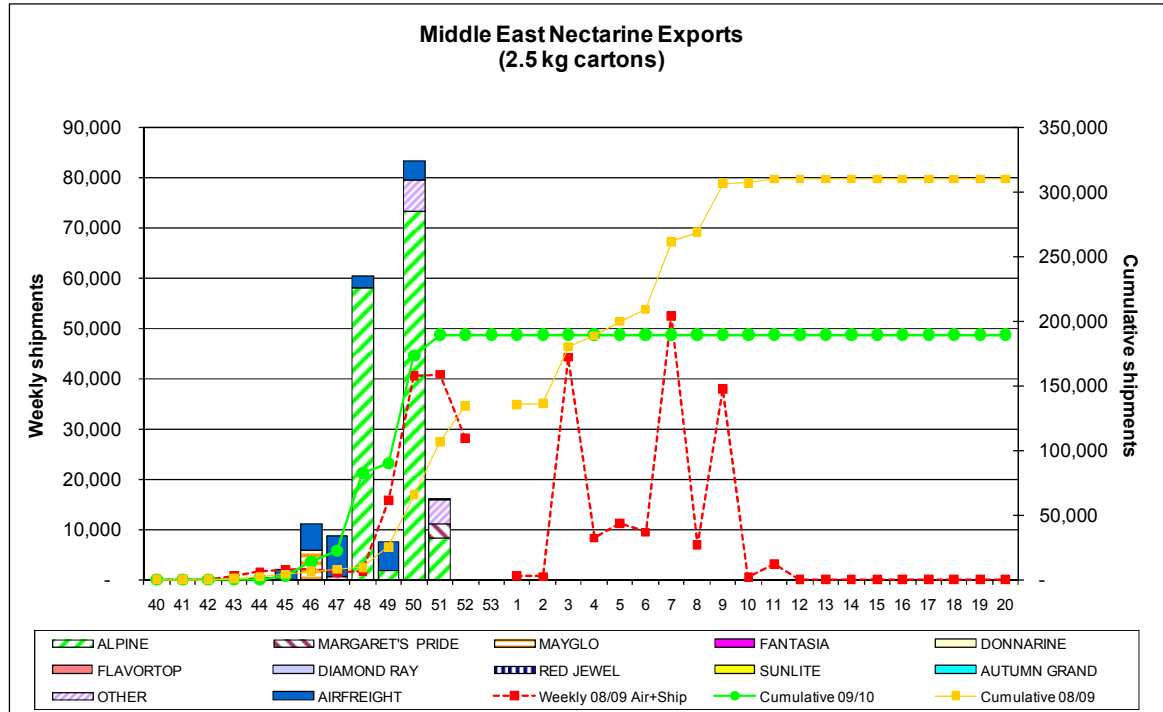
Weekly volumes	2008/2009	2009/2010	Difference	
Week 51	102,870	27,264	-75,606	-73%
Cumulative volumes				
Week 40 to 51	541,404	789,105	247,701	46%

European Market: Airfreight & Shipments



Weekly volumes	2008/2009	2009/2010	Difference	
Week 51	22,375	13,579	-8,795	-39%
Cumulative volumes				
Week 40 to 51	172,428	281,347	108,919	63%

Middle East Market: Airfreight & Shipments



Weekly volumes	2008/2009	2009/2010	Difference	
Week 51	40,842	15,984	-24,858	-61%
Cumulative volumes				
Week 40 to 51	106,473	189,295	82,822	78%