

Peach Inspections, Airfreight & Shipments UK, Europe & Middle East

**Week 44
2009/2010**

Information supplied:

**Estimates
Industry Inspections
Industry Airfreight & Shipments**

Please note:

- 1. Cumulative airfreight & shipment volume is indicated on the right hand axis.**
- 2. Weekly airfreight & shipment volume is indicated on the left hand axis.**

**Issued by Stone Joint Marketing Forum
In co-operation with PPECB**

***(Stefan Conradie Office: 021-870 2923 or Cell: 083 264 7101)
Compiled by Optimal Agricultural Business Systems (OABS)
(Jacques du Preez Tel: 021-870 2900)***

Table of Contents

Stone Fruit Export Estimate: All Markets.....	1
Peach Export Estimate per Cultivar	1
Peaches Passed For Export.....	2
Peaches Passed For Export : Week 40-44	2
UK Market: Peach Airfreight & Shipments.....	3
European Market: Peach Airfreight & Shipments	3
Middle East Market: Peach Airfreight & Shipments	4

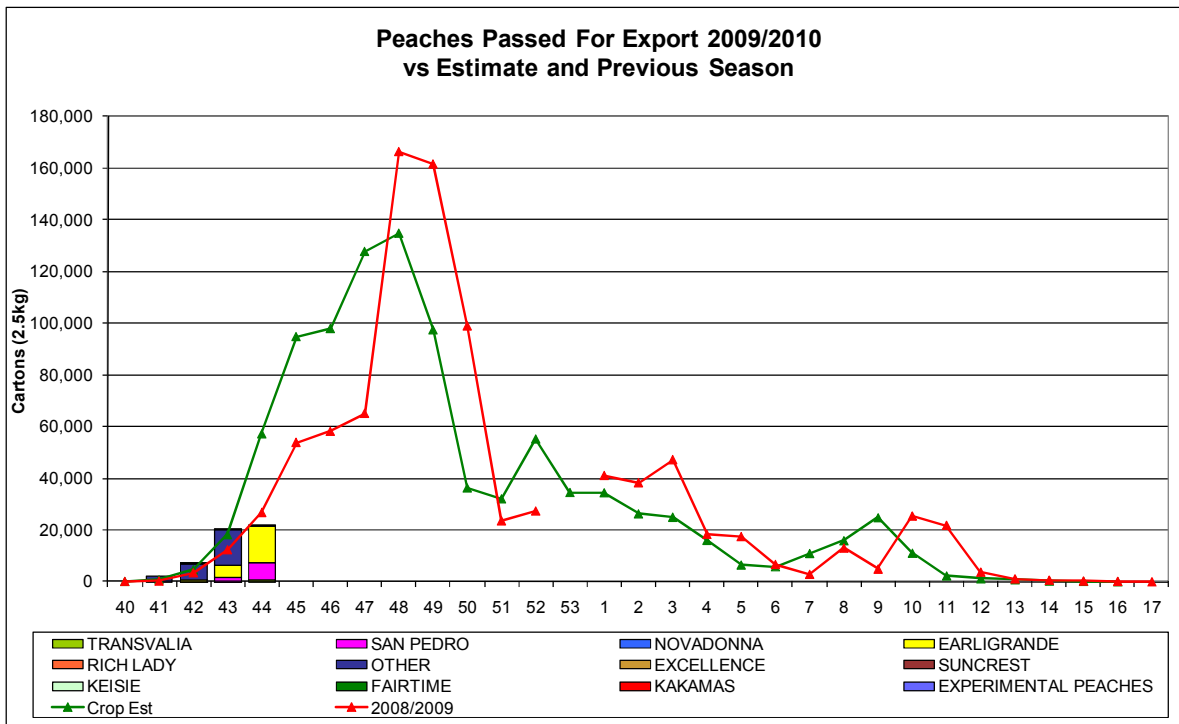
Stone Fruit Export Estimate: All Markets

Product	Carton eq (kg)	2006/2007	2007/2008	2008/2009	3 yr avg	Est 2009/2010	2009/2010 vs Previous Season	
APRICOTS	4.75	658,329	813,444	1,035,392	835,721	954,886	-8%	-80,506
NECTARINES	2.5	1,868,740	1,953,724	1,969,146	1,930,537	2,194,768	11%	225,622
PEACHES	2.5	795,159	956,088	942,370	897,872	942,320	0%	-50
PLUMS/PRUNES	5.25	7,741,120	8,836,747	8,896,927	8,491,598	8,981,619	1%	84,692
Grand Total		11,063,348	12,560,003	12,843,834	12,155,728	13,073,592	2%	229,758

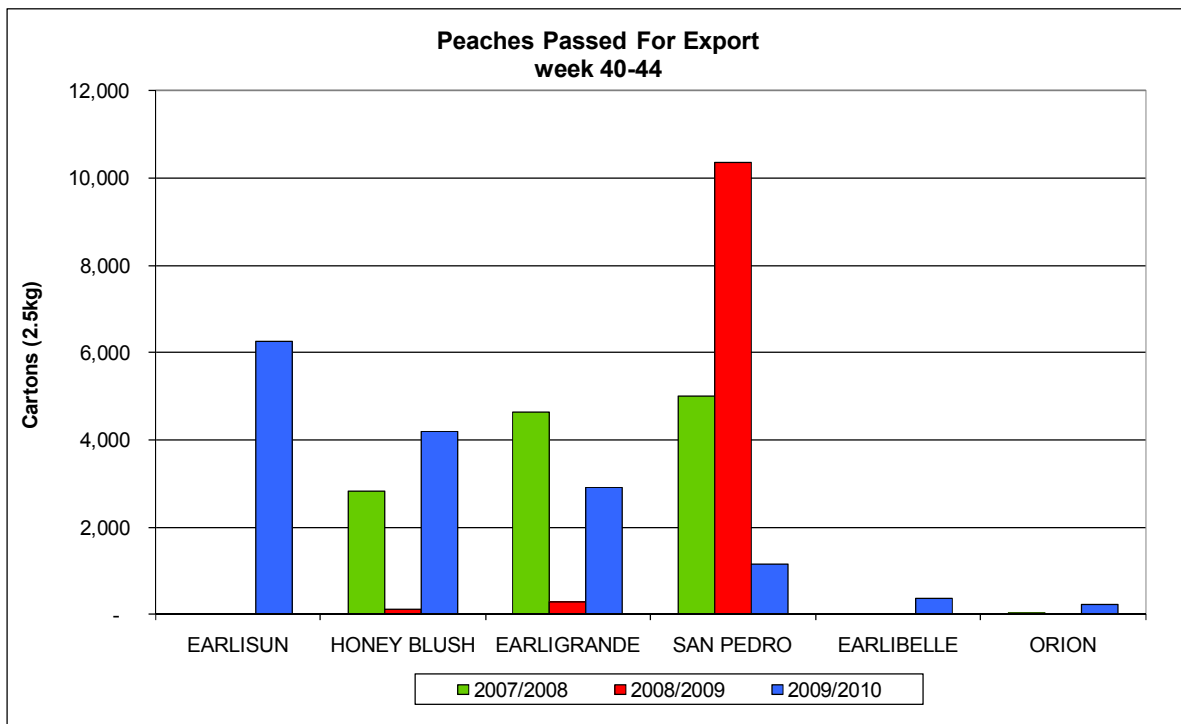
Peach Export Estimate per Cultivar

Cultivar	2006/2007	2007/2008	2008/2009	3 yr avg	Est 2009/2010	Est vs Previous Season	
TRANSVALIA	365,828	373,373	409,389	382,864	409,920	531	0%
SAN PEDRO	99,779	126,396	104,147	110,107	93,739	-10,408	-10%
RICH LADY	19,297	67,994	73,750	53,681	86,372	12,622	17%
NOVADONNA	86,840	74,564	84,015	81,806	84,303	288	0%
FAIRTIME	35,588	60,518	52,982	49,696	52,982	-	0%
EXCELLENCE	60,412	40,533	39,744	46,897	40,616	872	2%
EARLIGRANDE	18,936	27,109	27,690	24,578	27,690	-	0%
KEISIE	20,137	55,704	20,446	32,096	20,446	-	0%
BRITTANEY LANE		1,225	13,936	7,581	17,420	3,484	25%
SUNCREST	13,095	17,239	16,450	15,595	16,450	-	0%
SNOWCREST	2,401	3,835	12,906	6,381	16,143	3,237	25%
KAKAMAS	992	21,563	14,221	12,259	14,221	-	0%
EXPERIMENTAL PEACHES	7,294	20,660	13,526	13,827	13,526	-	0%
SWEET DECEMBER			6,268	6,268	12,536	6,268	100%
OTHER	64,560	65,375	52,900	60,945	68,999	16,099	30%
Grand Total	795,159	956,088	942,370	904,578	942,320	32,992	0%

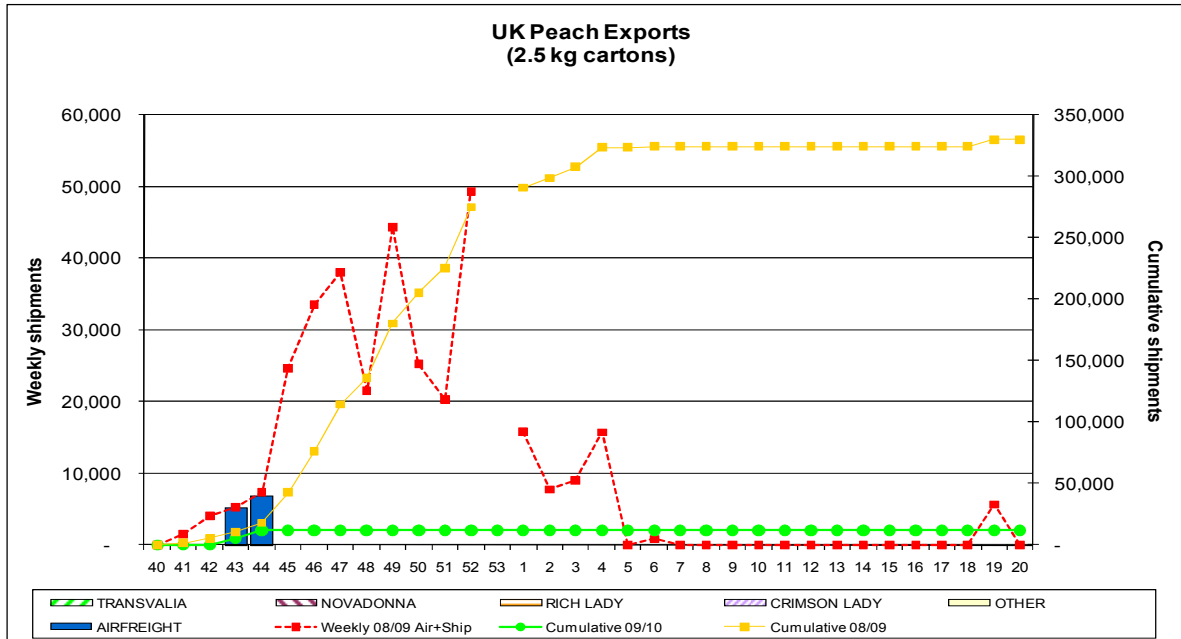
Peaches Passed For Export



Peaches Passed For Export : Week 40-44

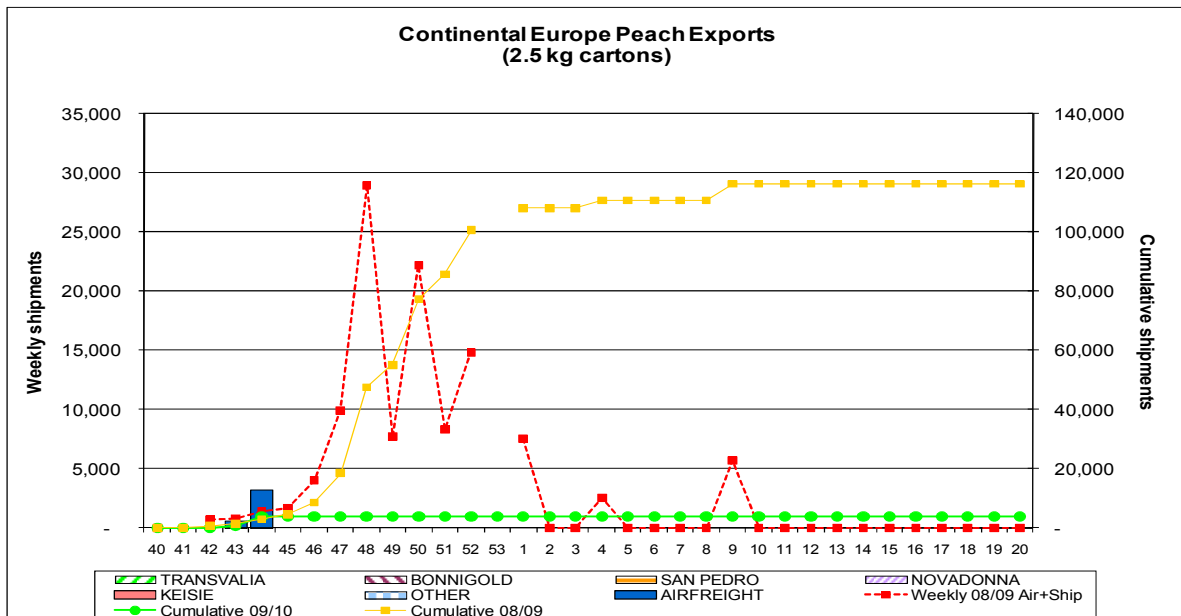


UK Market: Peach Airfreight & Shipments



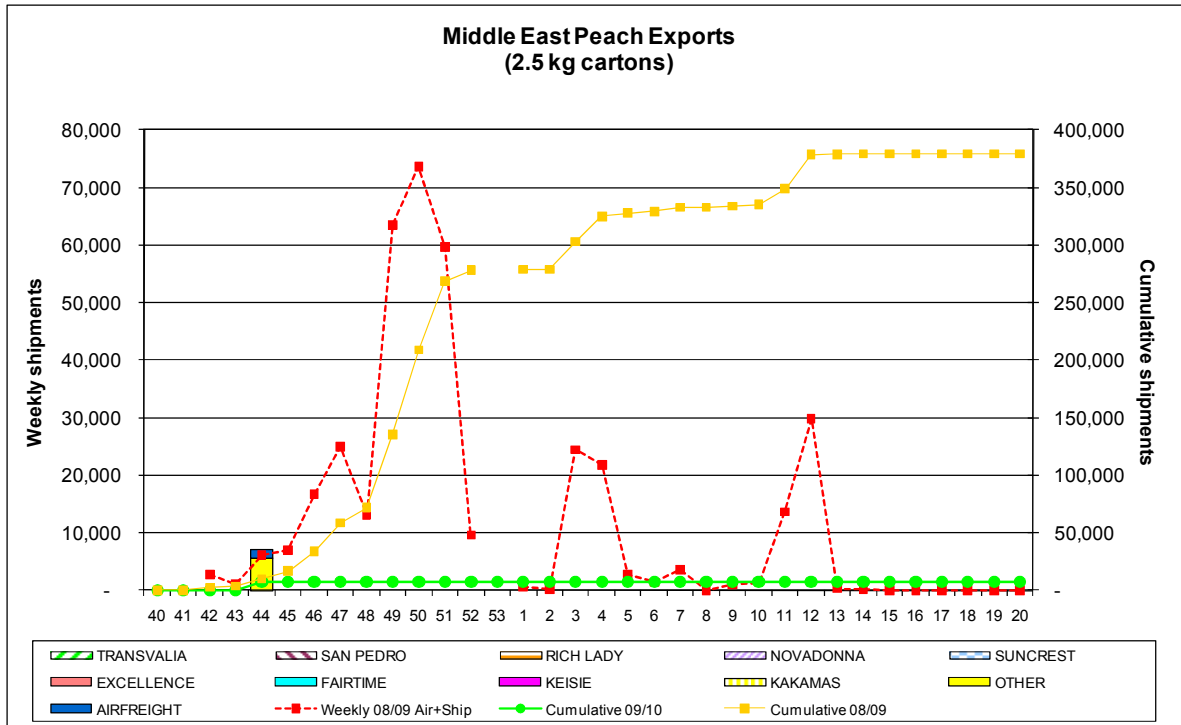
Weekly volumes	2008/2009	2009/2010	Difference	
Week 44	7,325	6,798	-527	-7%
Cumulative volumes				
Week 40 to 44	18,081	11,954	-6,127	-34%

European Market: Peach Airfreight & Shipments



Weekly volumes	2008/2009	2009/2010	Difference	
Week 44	1,436	3,222	1,786	124%
Cumulative volumes				
Week 40 to 44	2,930	3,830	901	31%

Middle East Market: Peach Airfreight & Shipments



Weekly volumes	2008/2009	2009/2010	Difference	
Week 44	6,158	7,090	932	15%
Cumulative volumes				
Week 40 to 44	9,905	7,090	-2,815	-28%