

# **Peach Inspections, Airfreight & Shipments UK, Europe & Middle East**

**Week 7**

## **Information supplied:**

**Industry Inspections  
Industry Airfreight & Shipments**

### **Please note:**

- 1. Cumulative airfreight & shipment volume is indicated on the right hand axis.**
- 2. Weekly airfreight & shipment volume is indicated on the left hand axis.**

**Issued by Stone Joint Marketing Forum  
(Stefan Conradie Office: 021-870 2923 or Cell: 083 264 7101)  
Compiled by Optimal Agricultural Business Systems (OABS)  
(Jacques du Preez Tel: 021-870 2900)  
In co-operation with PPECB**

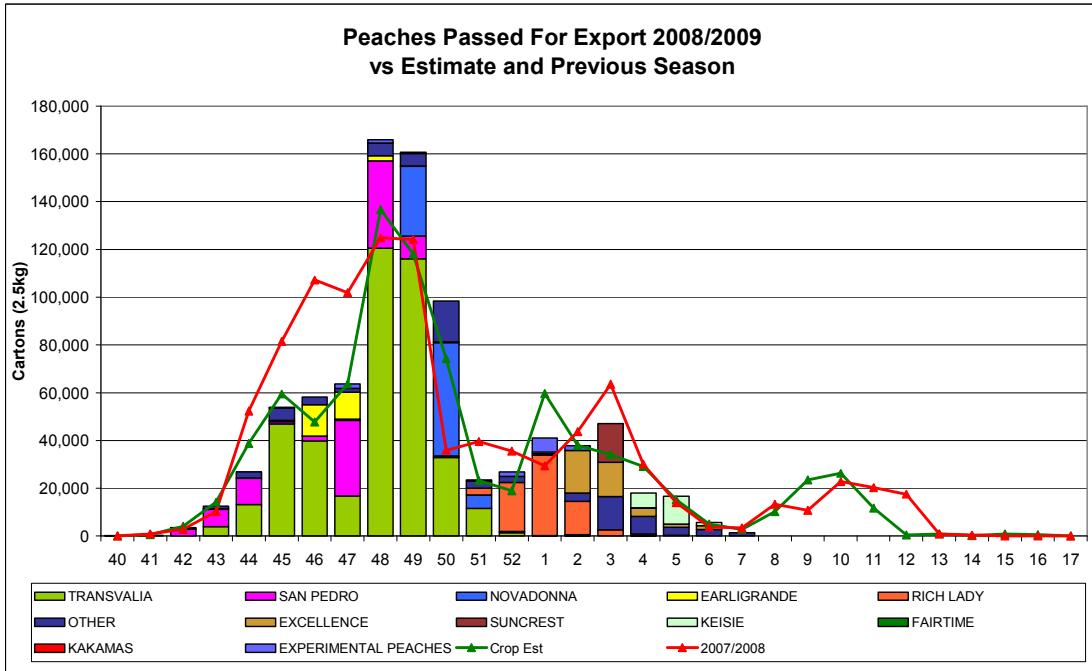
## Stone Fruit Export Estimate: All Markets

Product	Carton eq (kg)	2005/2006	2006/2007	2007/2008	3 yr avg	Est 2008/2009	Est vs Previous Season	
APRICOTS	4.75	994,081	652,473	836,938	827,831	1,030,361	23%	193,424
NECTARINES	2.5	1,549,864	1,864,043	1,966,136	1,793,348	1,984,747	1%	18,610
PEACHES	2.5	585,603	794,946	991,496	790,682	938,992	-5%	-52,504
PLUMS/PRUNES	5.25	5,315,360	7,661,930	8,866,919	7,281,403	8,757,111	-1%	-109,808
<b>Grand Total</b>		<b>8,444,907</b>	<b>10,973,392</b>	<b>12,661,490</b>	<b>10,693,263</b>	<b>12,711,212</b>	<b>0%</b>	<b>49,722</b>

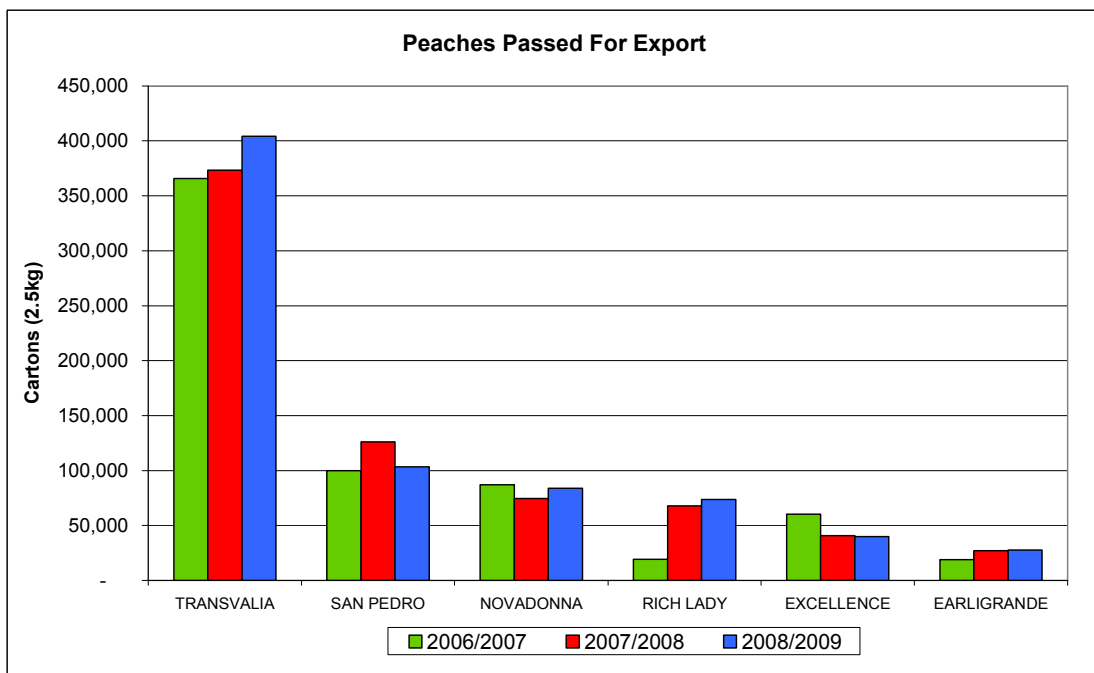
## Peach Export Estimate per Cultivar

Cultivar	2005/2006	2006/2007	2007/2008	3 yr avg	Est 2008/2009	Est vs Previous Season	
TRANSVALIA	256,590	365,445	374,337	332,124	404,110	29,774	8%
SAN PEDRO	94,402	99,887	128,292	107,527	103,318	-24,974	-19%
RICH LADY	7,064	19,317	67,994	31,459	73,576	5,582	8%
NOVADONNA	31,318	86,675	74,528	64,173	83,819	9,291	12%
FAIRTIME	21,755	35,588	60,518	39,287	61,104	587	1%
EXCELLENCE	42,113	60,432	40,533	47,692	47,170	6,637	16%
EARLIGRANDE	21,034	19,088	27,227	22,449	27,879	652	2%
KEISIE	31,041	20,137	87,134	46,104	30,148	-56,986	-65%
EXPERIMENTAL PEACHES	9,276	7,359	20,675	12,437	17,150	-3,525	-17%
SUNCREST	9,680	13,095	17,239	13,338	16,683	-557	-3%
SPRINGCREST	8,065	7,829	8,585	8,160	6,299	-2,286	-27%
SNOWHITE	4,286	7,838	4,400	5,508	580	-3,820	-87%
OOM SAREL	3,766	8,725	4,966	5,819	3,134	-1,832	-37%
OTHER	45,214	43,532	75,069	54,605	64,023	-11,047	-15%
<b>Grand Total</b>	<b>585,603</b>	<b>794,946</b>	<b>991,496</b>	<b>790,682</b>	<b>938,992</b>	<b>-52,504</b>	<b>-5%</b>

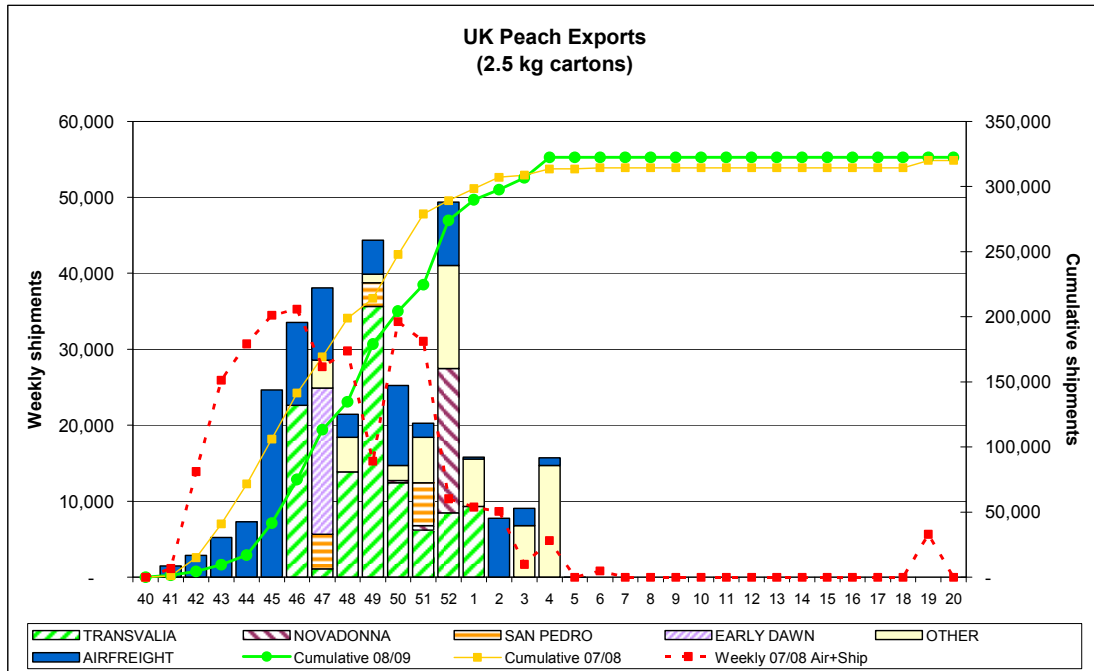
## Peaches Passed For Export



## Peaches Passed For Export Week 40-7

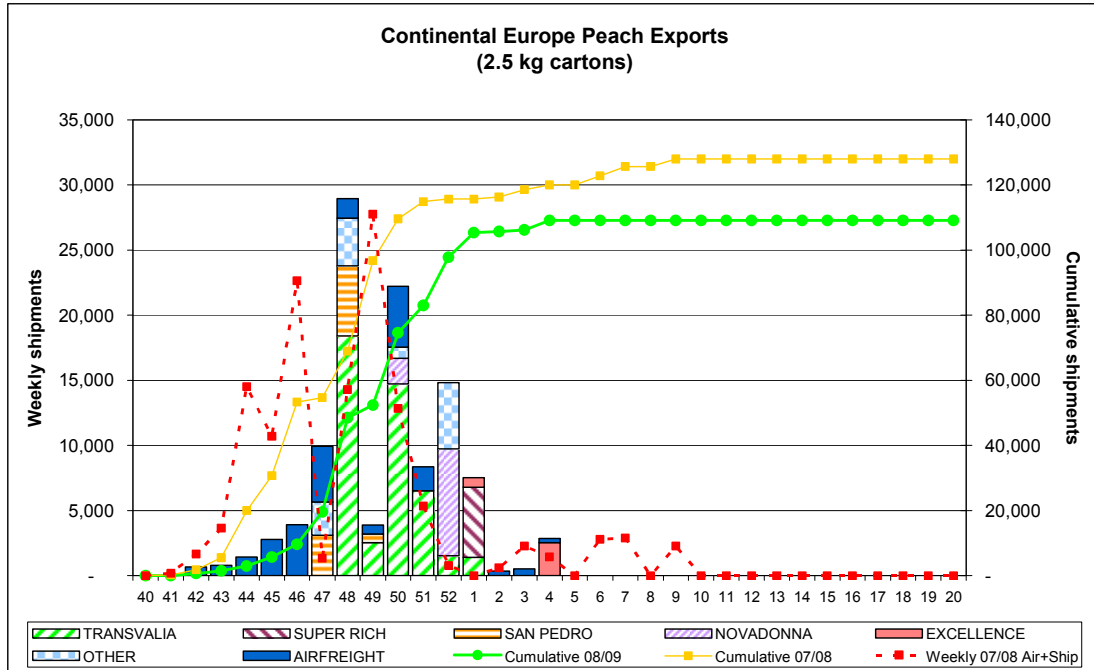


# UK Market: Peach Airfreight & Shipments



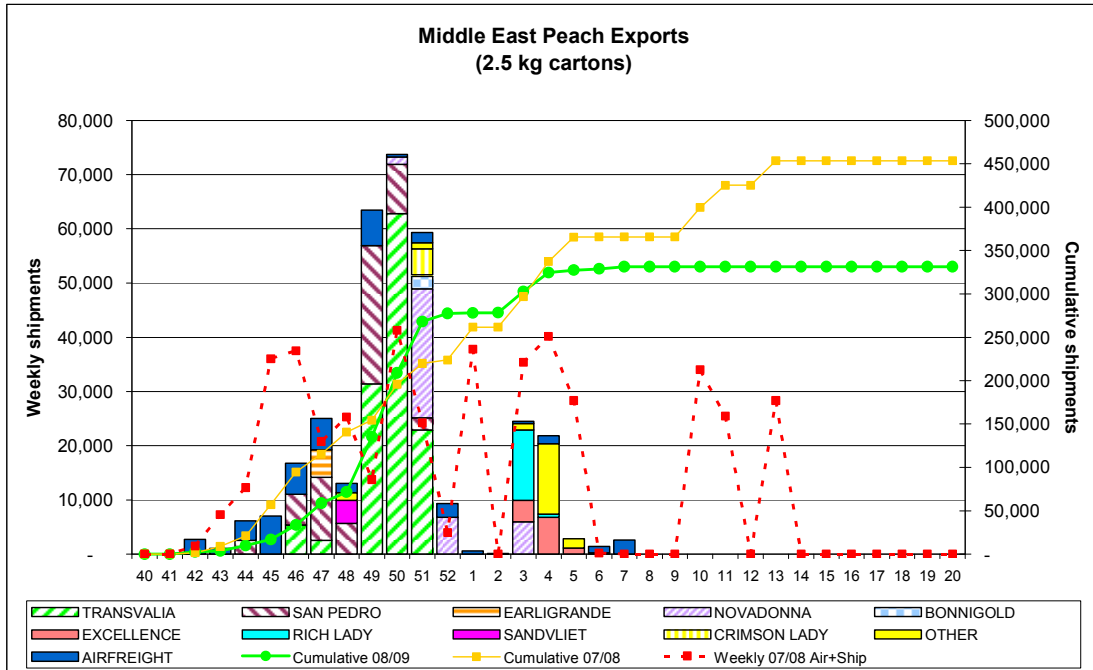
Weekly volumes	2007/2008	2008/2009	Difference	
Week 7	-	-	-	#DIV/0!
Cumulative volumes				
Week 40 to 7	314,322	322,304	7,983	3%

# European Market: Peach Airfreight & Shipments



Weekly volumes	2007/2008	2008/2009	Difference	
Week 7	2,891	-	-2,891	-100%
<b>Cumulative volumes</b>				
Week 40 to 7	125,656	109,065	-16,591	-13%

# Middle East Market: Peach Airfreight & Shipments



Weekly volumes	2007/2008	2008/2009	Difference	
Week 7	-	2,570	2,570	#DIV/0!
<b>Cumulative volumes</b>				
Week 40 to 7	365,645	331,349	-34,297	-9%