

# **Plum Inspections, Airfreight & Shipments UK, Europe & Middle East**

**Week 45  
2010/2011**

## **Information supplied:**

**Estimate  
Industry Inspections  
Industry Airfreight & Shipments**

### **Please note:**

- 1. Cumulative airfreight & shipment volume is indicated on the right hand axis.**
- 2. Weekly airfreight & shipment volume is indicated on the left hand axis.**

**Issued by Stone Joint Marketing Forum  
In co-operation with PPECB**

**For enquiries please contact:**

***Jacques du Preez: Office 021-870 2900***

***Erik van Papendorp: 021-870 2900***

***Deano Diergaardt: 021-870 2900***

**Table of Contents**

Stone Fruit Export Estimate: All Markets ..... 1  
Plum Export Estimate per Cultivar ..... 1  
Plums Passed For Export..... 2  
Plums Passed For Export: Week 45 ..... 2  
UK Plum Airfreight & Shipments..... 3  
UK Red Plum Shipments ..... 4  
UK Black Plum Shipments ..... 5  
UK Yellow Plum Shipments ..... 6  
European Market: Plum Airfreight & Shipments ..... 7  
European Market: Red Plum Shipments ..... 8  
European Market: Yellow Plum Shipments..... 9  
Middle East Market: Airfreight & Shipments..... 11  
Middle East Market: Red Plum Shipments ..... 12  
Middle East Market: Black Plum Shipments ..... 13  
Middle East Market: Yellow Plum Shipments..... 14

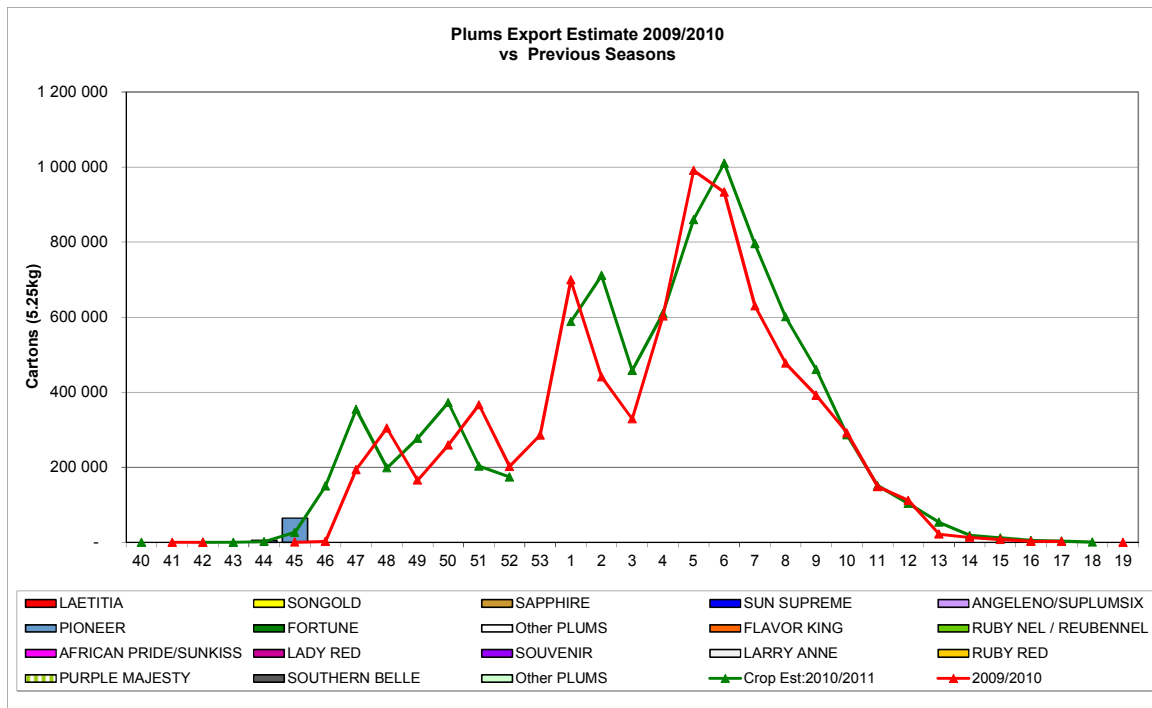
## Stone Fruit Export Estimate: All Markets

Standard Cartons									
Product	Carton eq (kg)	2007/2008	2008/2009	2009/2010	3 yr avg	Est 2010/2011	Estimate vs Previous		
APRICOTS	4.75	813 586	1 036 144	975 783	941 838	980 021	0%	4 238	
NECTARINES	2.5	2 000 370	2 001 049	2 605 845	2 202 421	2 773 012	6%	167 167	
PEACHES	2.5	965 963	942 476	1 134 343	1 014 261	1 232 934	9%	98 590	
PLUMS/PRUNES	5.25	8 883 524	8 897 474	7 875 271	8 552 090	8 485 341	8%	610 070	
<b>Grand Total</b>		<b>12 663 443</b>	<b>12 877 142</b>	<b>12 591 243</b>	<b>12 710 609</b>	<b>13 471 308</b>	<b>7%</b>	<b>880 065</b>	

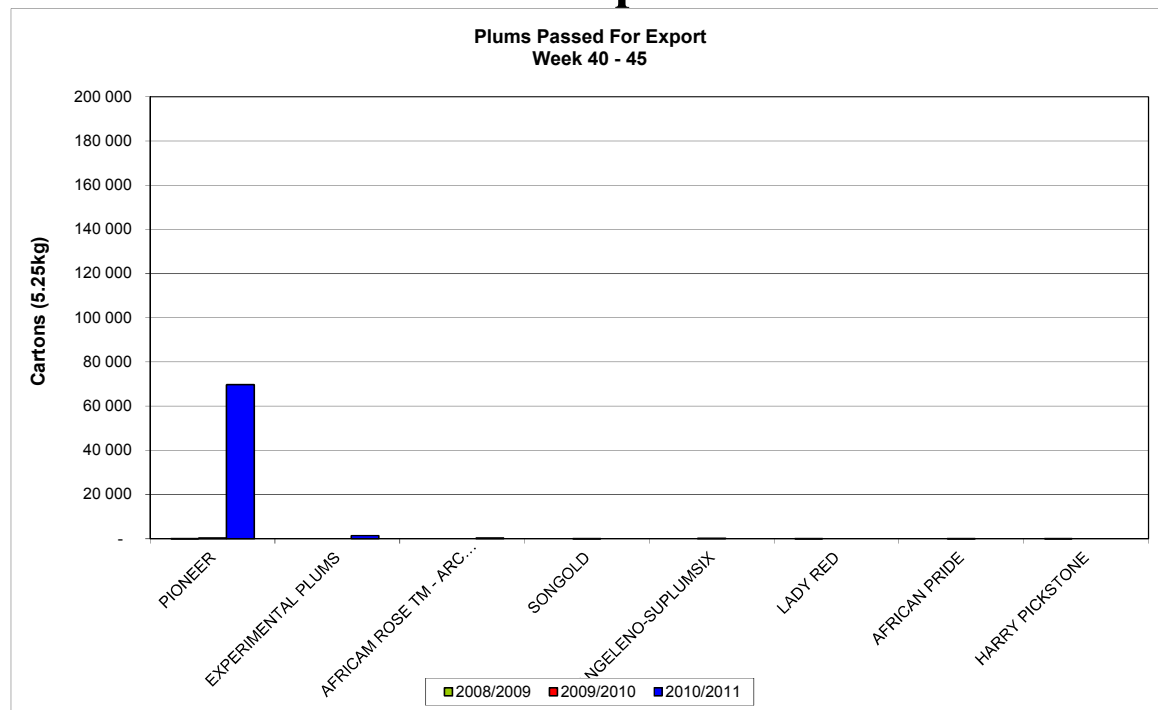
## Plum Export Estimate per Cultivar

Cultivar	2007/2008	2008/2009	2009/2010	2 yr avg	Est 2010/2011	Est vs Previous Season	
LAETITIA	2,225,619	1,920,724	1,566,481	1,743,602	1,623,678	57,197	4%
SONGOLD	1,637,363	1,613,451	1,511,779	1,562,615	1,592,492	80,713	5%
SAPPHIRE	748,529	823,584	659,596	741,590	750,040	90,445	14%
PIONEER	602,448	766,305	638,422	702,363	698,557	60,135	9%
ANGELENO/SUPLUMSIX	695,945	631,716	647,794	639,755	669,093	21,299	3%
FORTUNE	557,028	593,497	556,817	575,157	598,253	41,436	7%
SOUTHERN BELLE	648,244	611,065	564,157	587,611	611,279	47,121	8%
AFRICAN PRIDE/SUNKISS	325,141	388,702	387,774	388,238	429,178	41,404	11%
LADY RED	270,881	288,250	235,570	261,910	260,924	25,354	11%
FLAVOR KING	242,229	260,041	263,594	261,818	281,277	17,683	7%
SOUVENIR	278,077	264,878	180,764	222,821	200,298	19,534	11%
PURPLE MAJESTY	31,852	42,452	106,449	74,450	136,931	30,483	29%
RUBENELL	145,856	169,584	108,101	138,843	97,291	-10,810	-10%
LARRY ANNE	117,771	140,818	93,152	116,985	98,668	5,517	6%
SUNDEW	62,974	69,592	57,343	63,468	51,609	-5,734	-10%
RUBY RED	62,433	54,640	43,913	49,276	48,489	4,576	10%
AFRICAN DELIGHT		13,890	43,993	28,941	89,765	45,772	104%
SUN BREEZE	13,161	33,272	31,177	32,225	39,378	8,201	26%
SUN SUPREME	24,173	23,391	52,694	38,042	66,790	14,096	27%
EXPERIMENTAL PLUMS	22,616	19,816	25,634	22,725	29,791	4,156	16%
SUPLUM 11			23,972	23,972	28,455	4,483	19%
GOLDEN KISS	11,142	19,553	16,245	17,899	20,717	4,473	28%
HARRY PICKSTONE	31,466	29,183	16,568	22,876	17,136	568	3%
OTHER	128,577	119,072	43,283	81,177	45,252	1,969	5%
<b>Grand Total</b>	<b>8,883,524</b>	<b>8,897,474</b>	<b>7,875,271</b>	<b>8,191,668</b>	<b>8,485,341</b>	<b>580,325</b>	<b>8%</b>

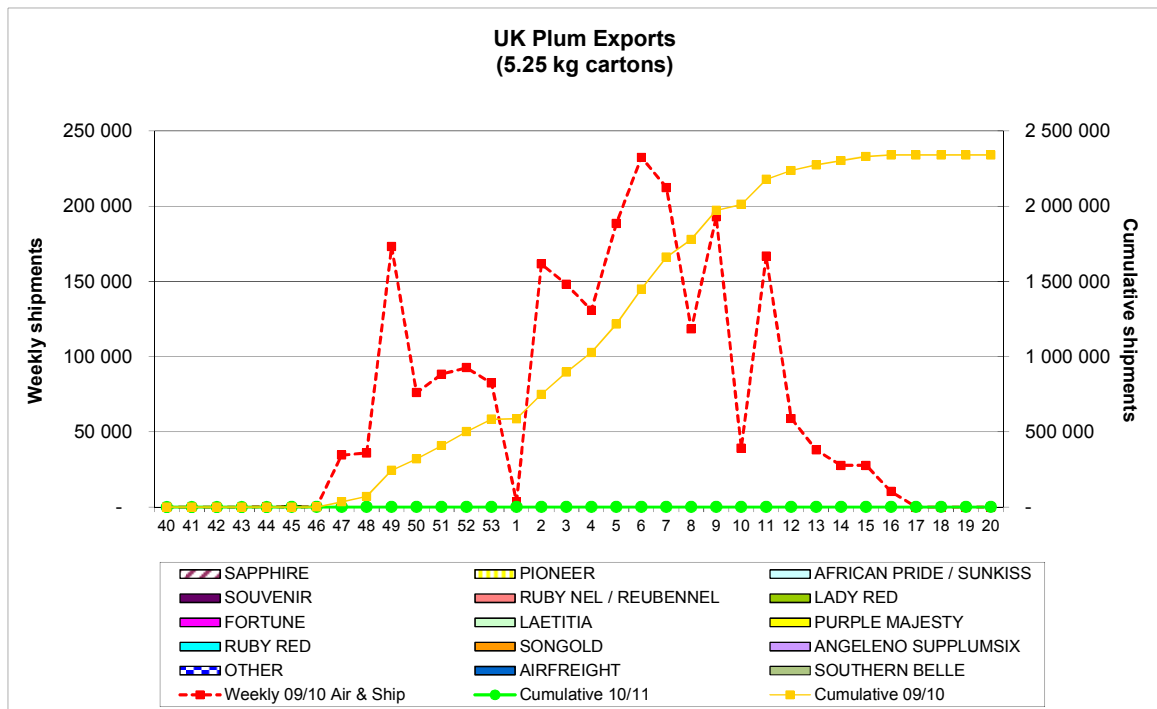
## Plums Passed For Export



## Plums Passed For Export: Week 40 – 45

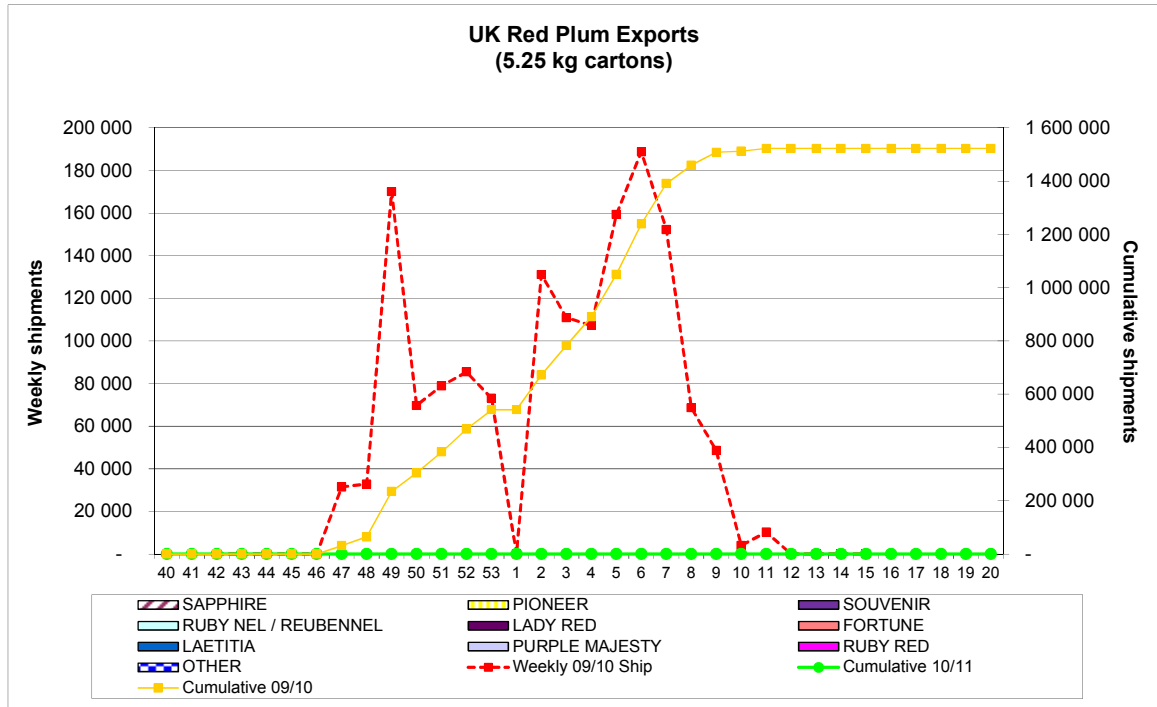


# UK Plum Airfreight & Shipments



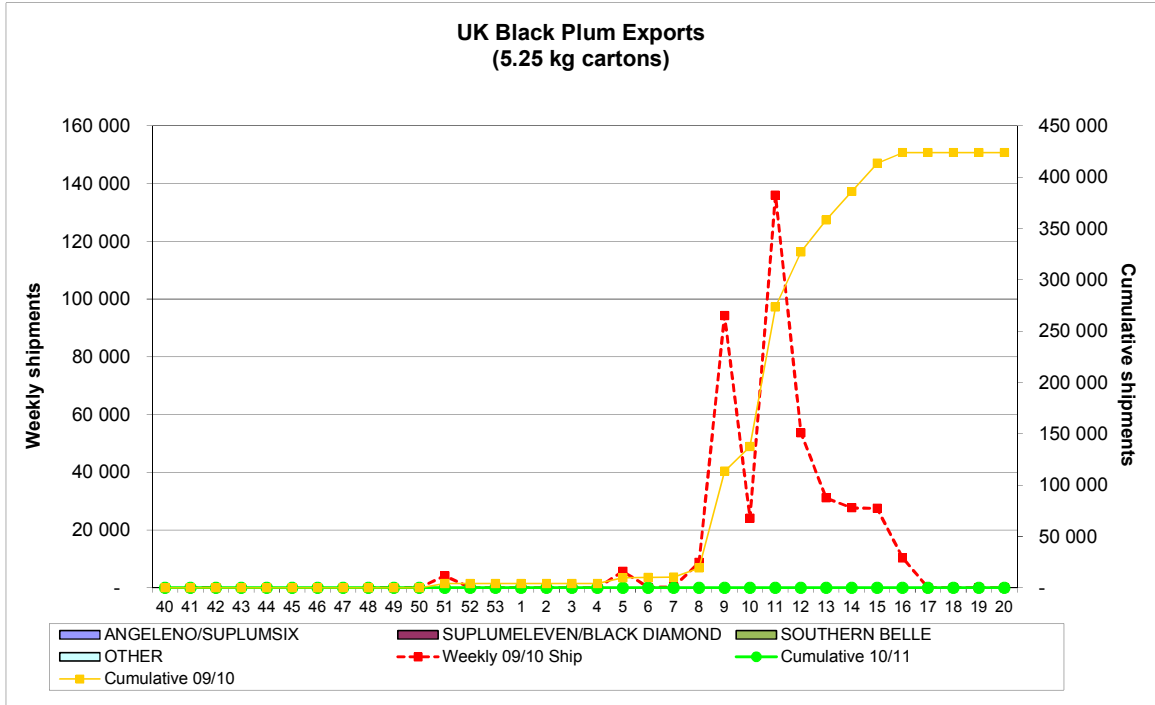
Weekly volumes	2009/2010	2010/2011	Difference	
Week 45	-	722	722	#DIV/0!
<b>Cumulative volumes</b>				
Week 40 to 45	274	860	586	213%

# UK Red Plum Shipments



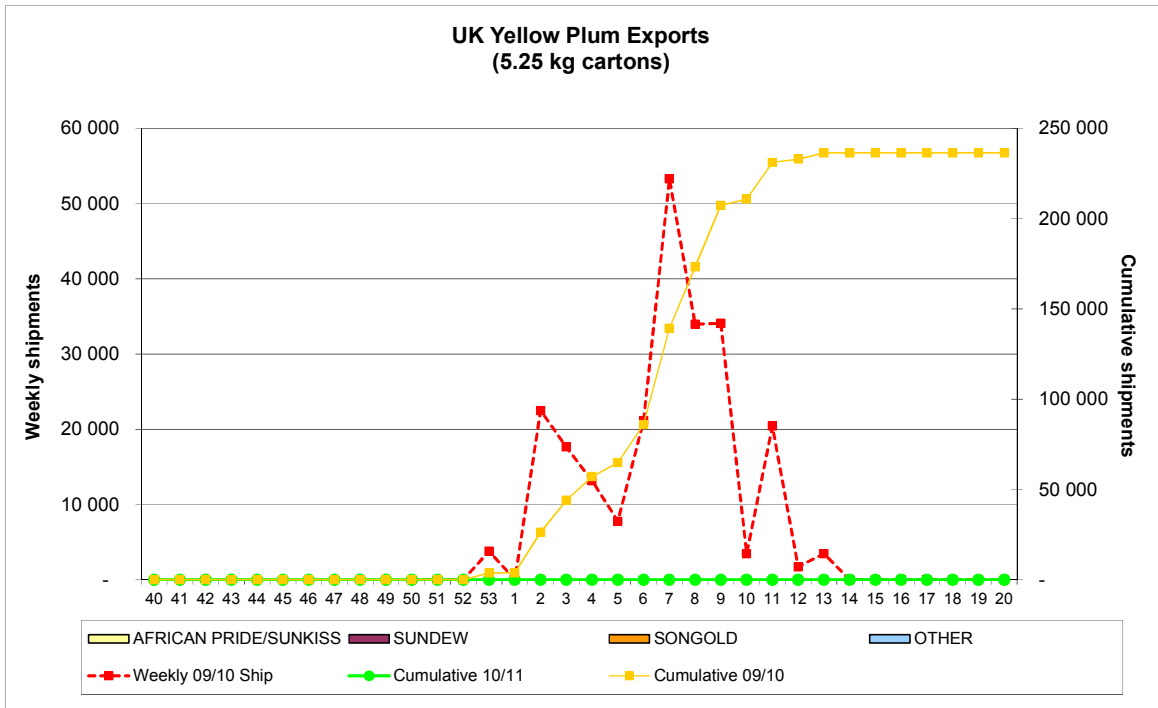
Weekly volumes	2009/2010	2010/2011	Difference	
Week 45	-	-	-	#DIV/0!
<b>Cumulative volumes</b>				
Week 40 to 45	-	-	-	#DIV/0!

# UK Black Plum Shipments



Weekly volumes	2009/2010	2010/2011	Difference	
Week 45	-	-	-	#DIV/0!
<b>Cumulative volumes</b>				
Week 40 to 45	-	-	-	#DIV/0!

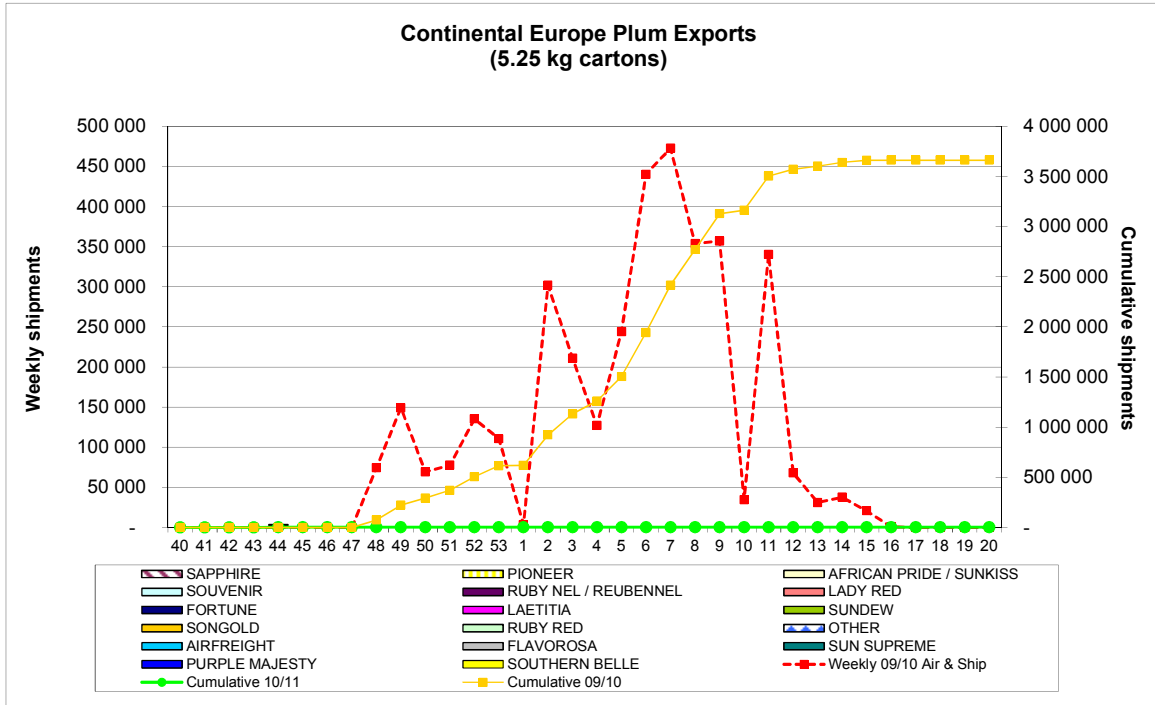
# UK Yellow Plum Shipments



Weekly volumes	2009/2010	2010/2011	Difference	
Week 45	-	-	-	#DIV/0!
<b>Cumulative volumes</b>				
Week 40 to 45	-	-	-	#DIV/0!

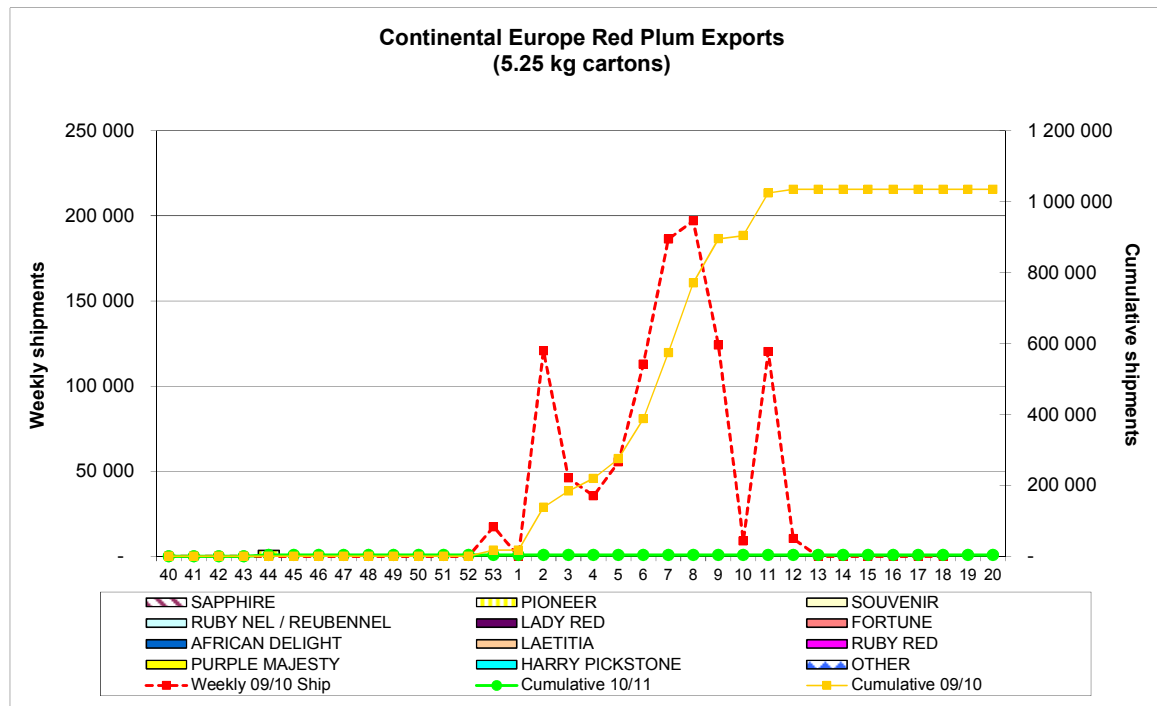


# European Market: Plum Airfreight & Shipments



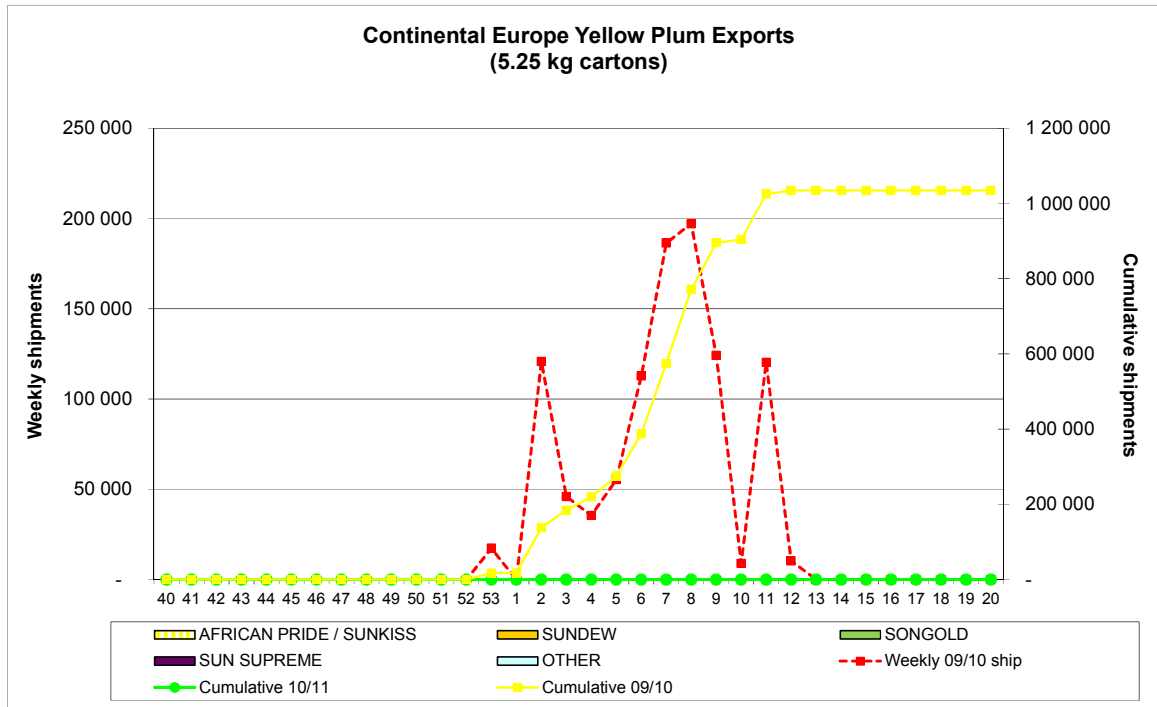
Weekly volumes	2009/2010	2010/2011	Difference	
Week 45	-	-	-	#DIV/0!
<b>Cumulative volumes</b>				
Week 40 to 45	-	3 628	3 628	#DIV/0!

## European Market: Red Plum Shipments



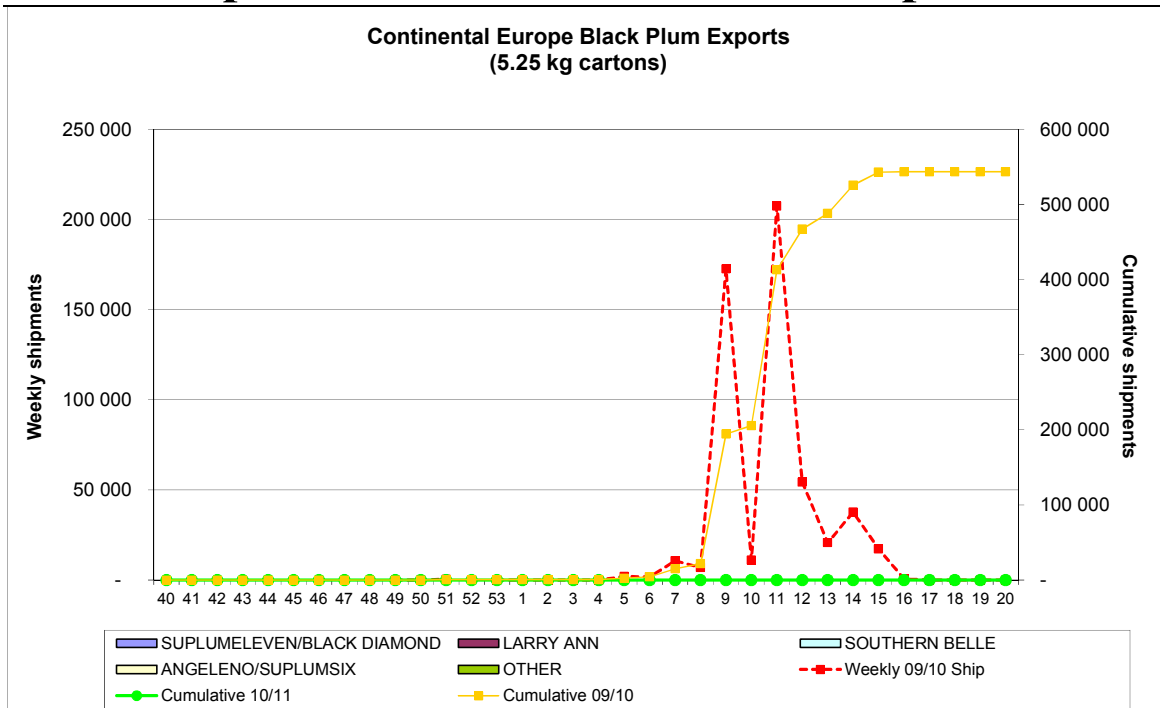
Weekly volumes	2009/2010	2010/2011	Difference	
Week 45	-	-	-	#DIV/0!
<b>Cumulative volumes</b>				
Week 40 to 45	-	3 460	3 460	#DIV/0!

# European Market: Yellow Plum Shipments



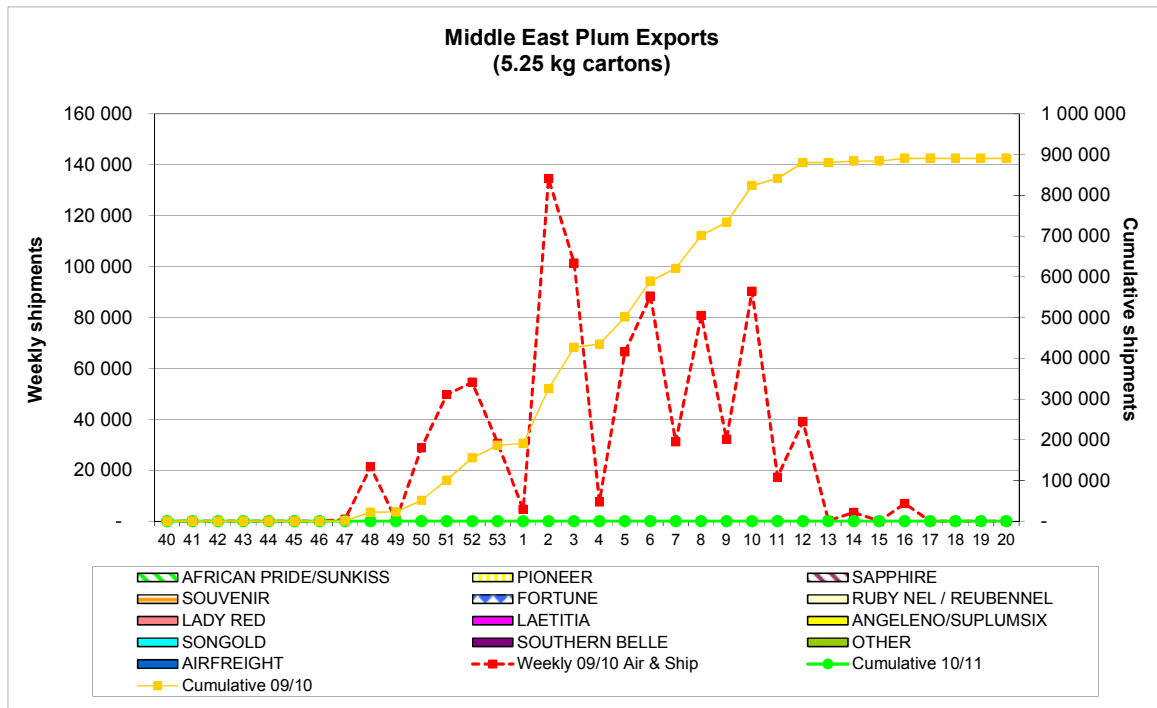
Weekly volumes	2009/2010	2010/2011	Difference
Week 45	-	-	- #DIV/0!
<b>Cumulative volumes</b>			
Week 40 to 45	-	-	- #DIV/0!

# European Market: Black Plum Shipments



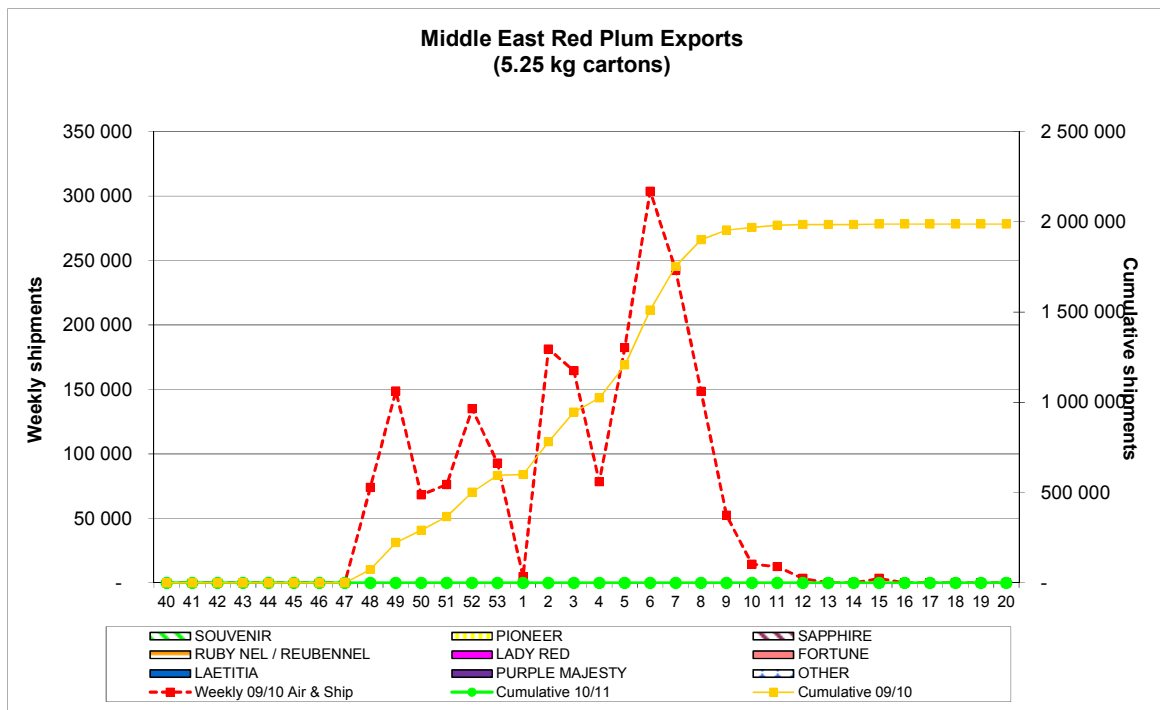
Weekly volumes	2009/2010	2010/2011	Difference	
Week 45	-	-	-	📈 #DIV/0!
<b>Cumulative volumes</b>				
Week 40 to 45	-	-	-	📈 #DIV/0!

## Middle East Market: Airfreight & Shipments



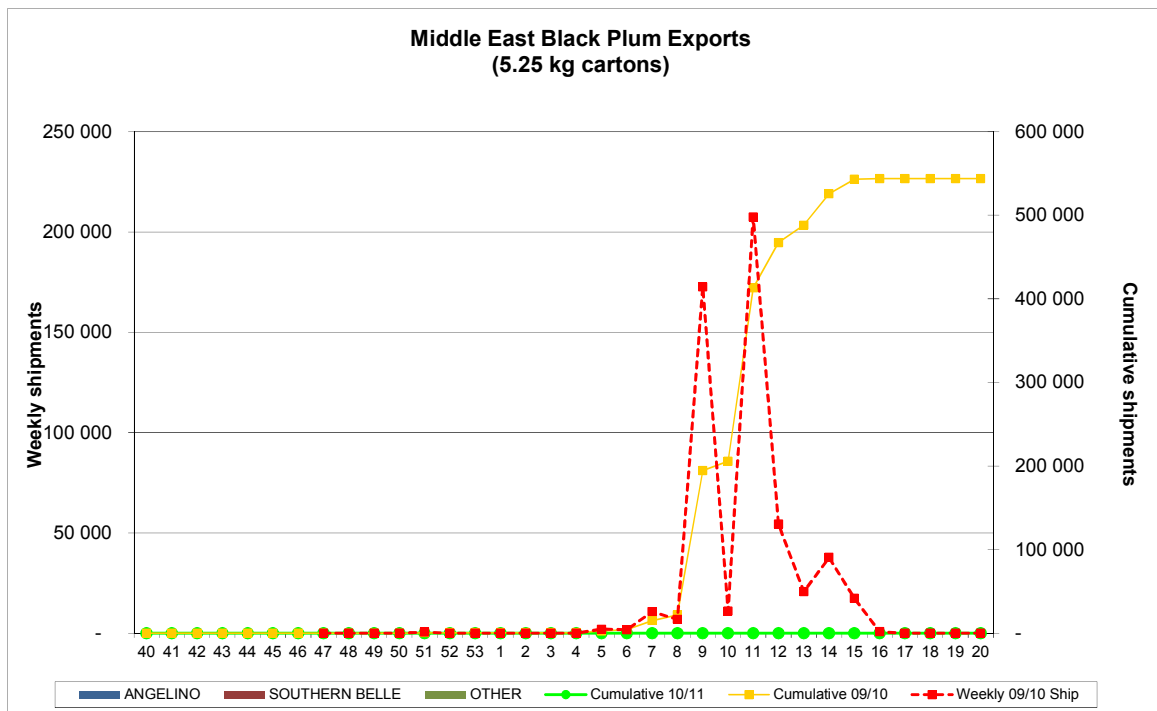
No Plum shipments or airfreight to the Middle East for weeks 40 – 45 (2010/2011)

## Middle East Market: Red Plum Shipments



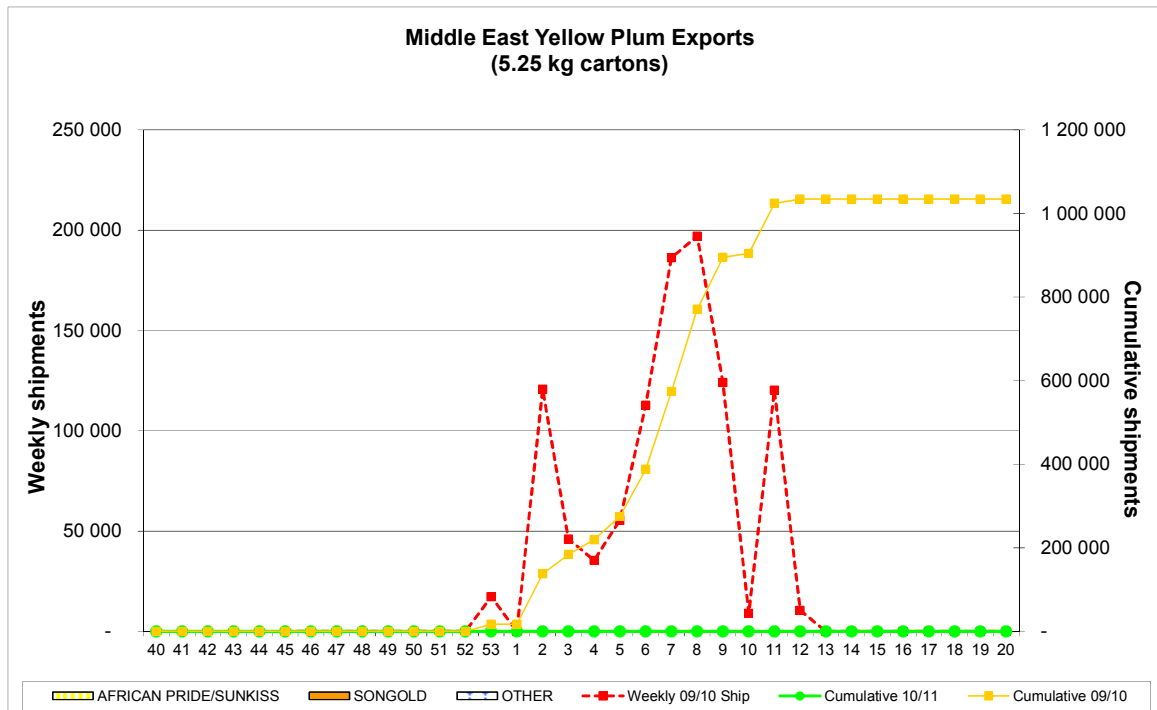
No Plum shipments or airfreight to the Middle East for weeks 40 – 45 (2010/2011)

# Middle East Market: Black Plum Shipments



No Plum shipments or airfreight to the Middle East for weeks 40 – 45 (2010/2011)

## Middle East Market: Yellow Plum Shipments



No Plum shipments or airfreight to the Middle East for weeks 40 – 45 (2010/2011)