

# **Plum Inspections, Airfreight & Shipments UK, Europe & Middle East**

**Week 49  
2009/2010**

## **Information supplied:**

**Estimate  
Industry Inspections  
Industry Airfreight & Shipments**

### **Please note:**

- 1. Cumulative airfreight & shipment volume is indicated on the right hand axis.**
- 2. Weekly airfreight & shipment volume is indicated on the left hand axis.**

**Issued by Stone Joint Marketing Forum  
In co-operation with PPECB**

**For enquiries please contact:**

***Stefan Conradie: Office 021-870 2923 or Cell: 083 264 7101***

***Suzelna Louw: 021-870 2900***

**Table of Contents**

Stone Fruit Export Estimate: All Markets .....3  
Plum Export Estimate per Cultivar.....3  
Plums Passed For Export.....4  
Plums Passed For Export: Week 40-49 .....4  
Plum Airfreight & Shipments.....5  
UK Market: Red Plum Shipments.....6  
European Market: Plum Airfreight & Shipments.....7  
Middle East Market: Airfreight & Shipments .....8

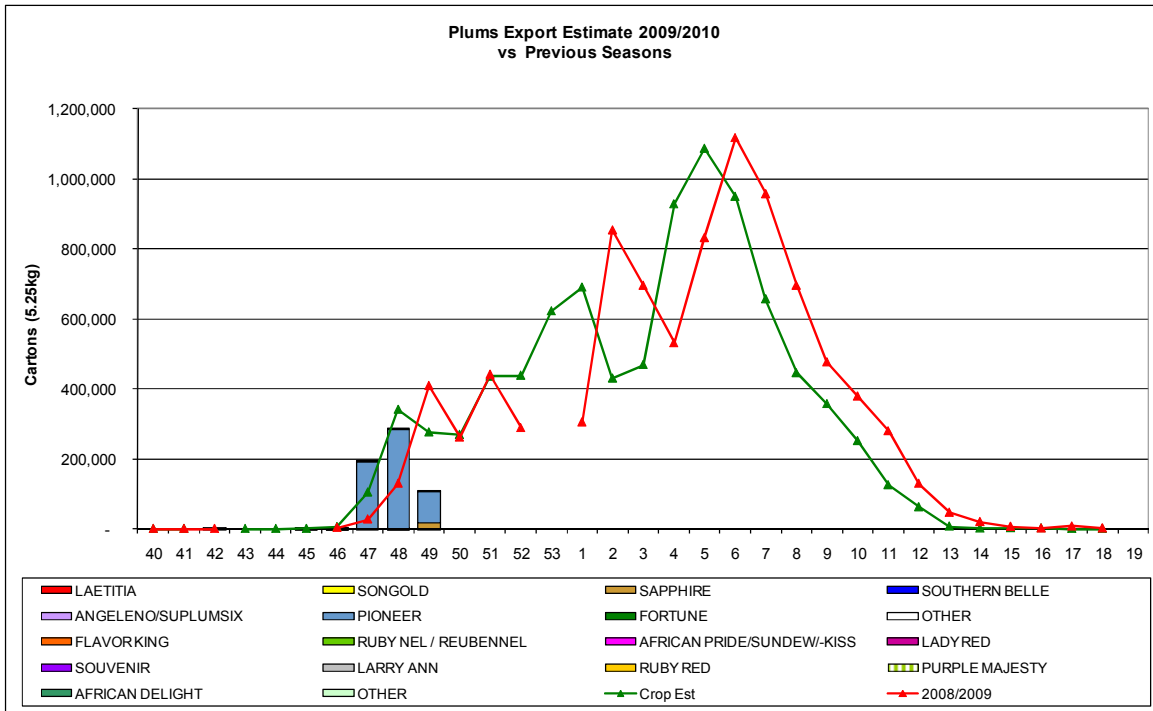
## Stone Fruit Export Estimate: All Markets

Product	Carton eq (kg)	2006/2007	2007/2008	2008/2009	3 yr avg	Est 2009/2010	Estimate vs Previous Season	
APRICOTS	4.75	658,329	813,444	1,035,392	835,721	909,545	-12%	-125,847
NECTARINES	2.5	1,868,740	1,953,724	1,969,146	1,930,537	2,208,924	12%	239,779
PEACHES	2.5	795,159	956,088	942,370	897,872	911,273	-3%	-31,096
PLUMS/PRUNES	5.25	7,741,120	8,836,747	8,896,927	8,491,598	8,811,751	-1%	-85,176
Grand Total		11,063,348	12,560,003	12,843,834	12,155,728	12,841,493	0%	-2,340

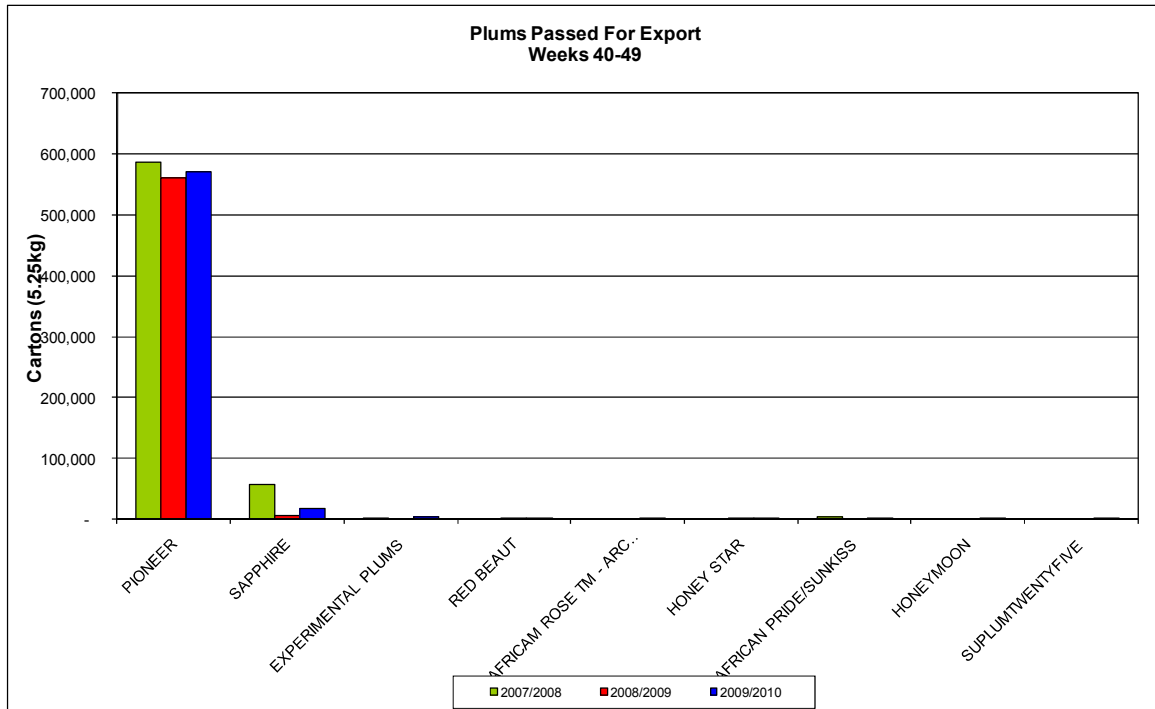
## Plum Export Estimate per Cultivar

Cultivar	2006/2007	2007/2008	2008/2009	3 yr avg	Est 2009/2010	Est vs Previous Season	
LAETITIA	1,769,394	2,225,619	1,920,724	1,971,912	1,918,915	-1,809	0%
SONGOLD	1,569,831	1,637,363	1,613,451	1,606,882	1,533,303	-80,148	-5%
SAPPHIRE	683,053	748,529	823,584	751,722	792,050	-31,534	-4%
PIONEER	748,938	602,448	766,305	705,897	656,753	-109,552	-14%
ANGELENO / SUPLUMSIX	560,095	695,945	631,716	629,252	659,830	28,114	4%
SOUTHERN BELLE	457,818	648,244	611,065	572,376	600,432	-10,632	-2%
FORTUNE	456,513	557,028	593,497	535,679	603,691	10,193	2%
AFRICAN PRIDE/SUNKISS	264,192	325,141	388,702	326,012	400,263	11,562	3%
LADY RED	221,859	270,881	288,250	260,330	310,103	21,854	8%
FLAVOR KING	195,472	242,229	260,041	232,581	272,023	11,981	5%
SOUVENIR	173,944	278,077	264,878	238,966	264,878	-	0%
RUBY NEL / REUBENNEL	204,697	145,856	169,584	173,379	161,934	-7,650	-5%
LARRY ANN	149,379	117,771	140,818	135,989	137,852	-2,966	-2%
SUNDEW	27,018	62,974	69,592	53,195	64,028	-5,564	-8%
AFRICAN DELIGHT			13,890	13,890	69,448	55,558	400%
RUBY RED	66,911	62,433	54,640	61,328	54,640	-	0%
PURPLE MAJESTY	10,902	31,852	42,452	28,402	52,903	10,451	25%
SUNBREEZE	14,527	13,161	33,272	20,320	36,599	3,327	10%
OTHER	166,577	171,195	210,467	182,746	222,106	11,639	6%
Grand Total	7,741,120	8,836,747	8,896,927	8,500,858	8,811,751	-85,176	-1%

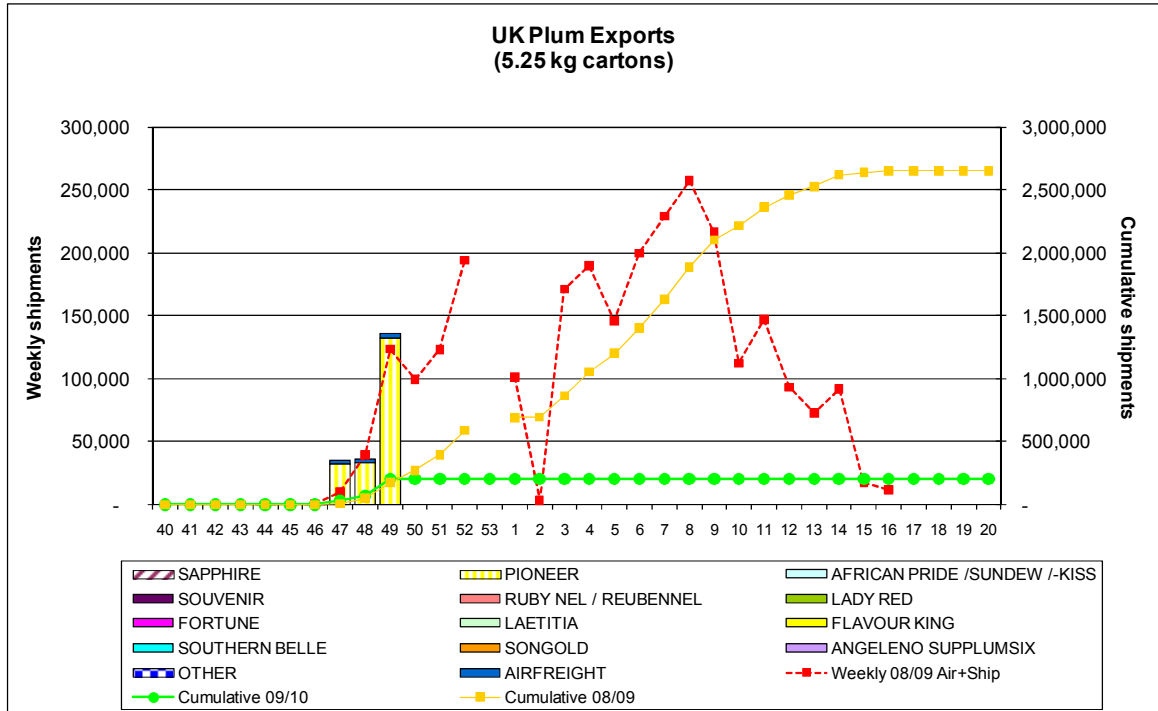
# Plums Passed For Export



# Plums Passed For Export: Week 40-49

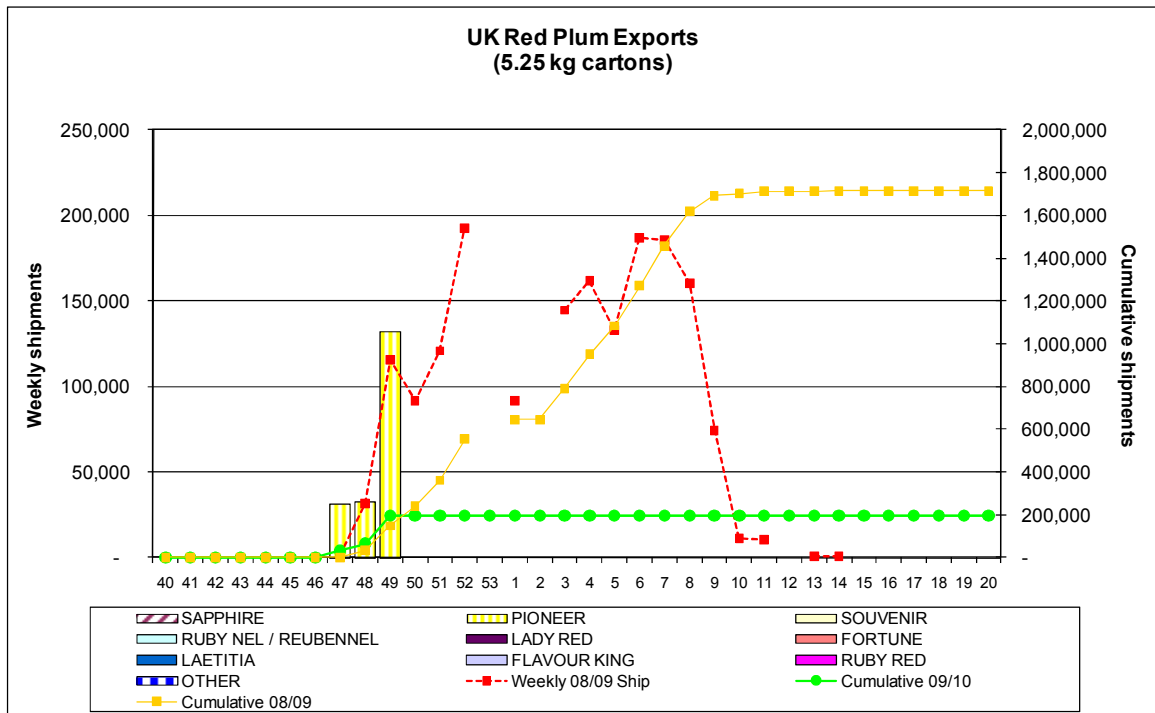


# Plum Airfreight & Shipments



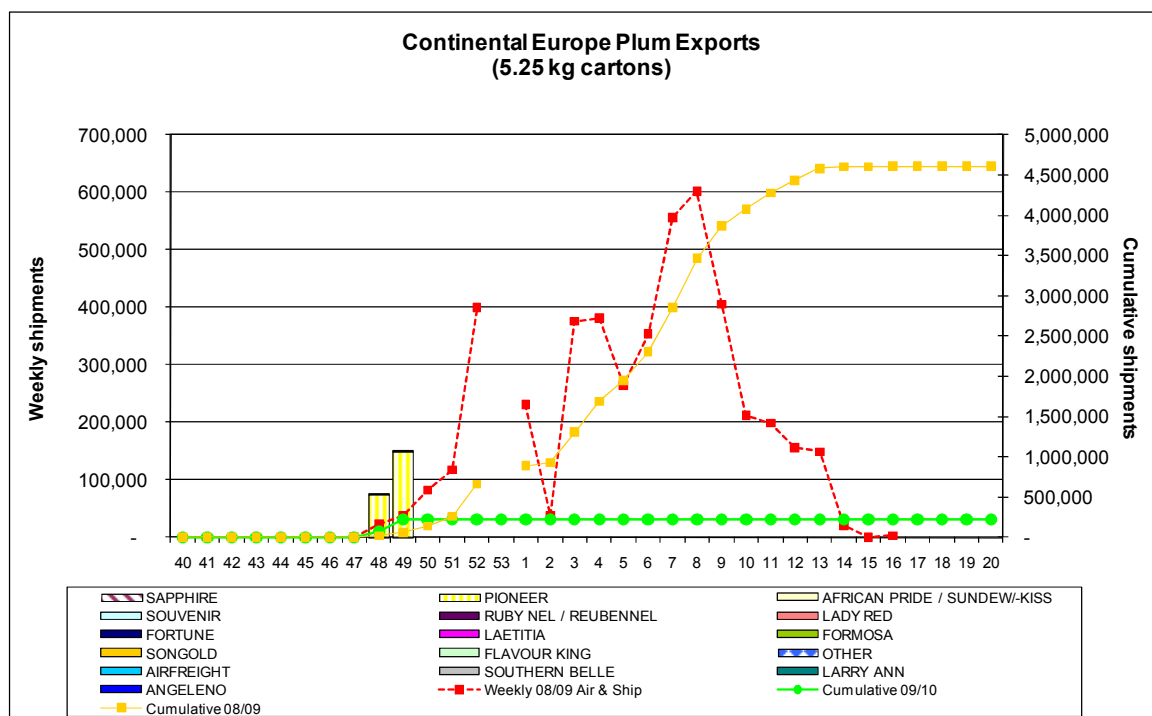
Weekly volumes	2008/2009	2009/2010	Difference	
Week 49	123,724	135,450	11,726	9%
<b>Cumulative volumes</b>				
Week 40 to 49	172,954	206,516	33,561	19%

# UK Market: Red Plum Shipments



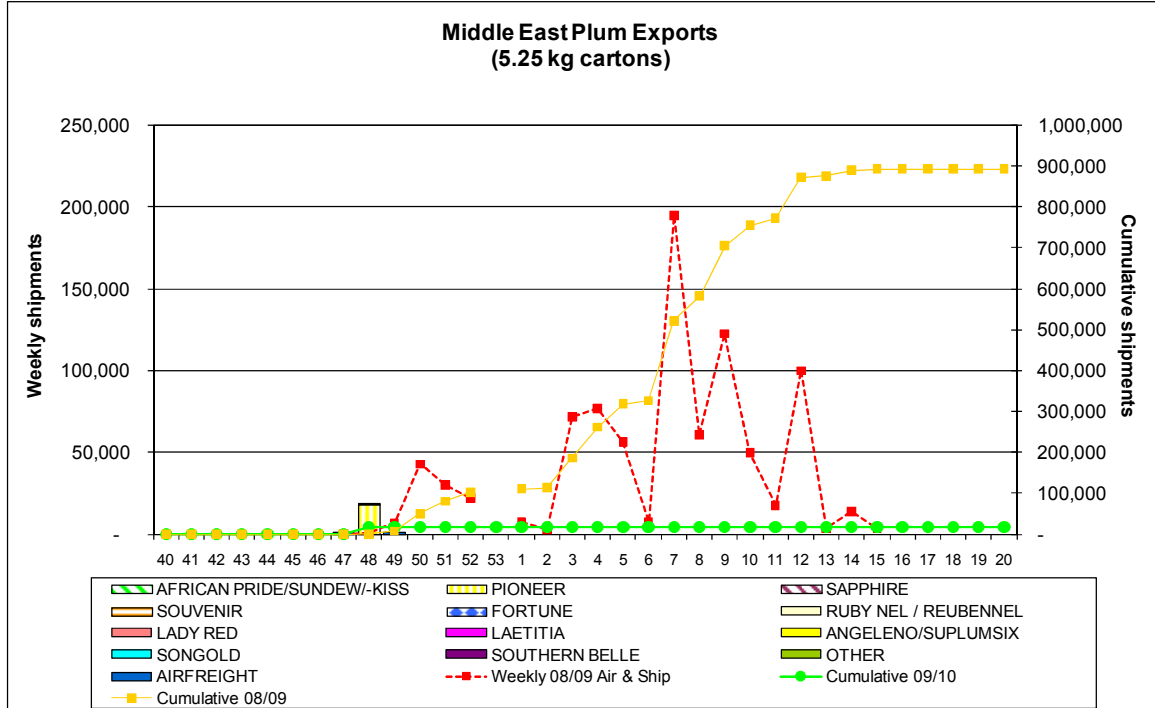
Weekly volumes	2008/2009	2009/2010	Difference	
Week 49	115,664	132,345	16,681	14%
<b>Cumulative volumes</b>				
Week 40 to 49	149,053	196,701	47,648	32%

# European Market: Plum Airfreight & Shipments



Weekly volumes	2008/2009	2009/2010	Difference	
Week 49	38,269	149,102	110,833	290%
<b>Cumulative volumes</b>				
Week 40 to 49	60,769	223,206	162,437	267%

# Middle East Market: Airfreight & Shipments



Weekly volumes	2008/2009	2009/2010	Difference	
Week 49	7,140	170	-6,970	-98%
<b>Cumulative volumes</b>				
Week 40 to 49	8,160	18,824	10,664	131%