

# **Plum Inspections, Airfreight & Shipments UK, Europe & Middle East**

**Week 50  
2009/2010**

## **Information supplied:**

**Estimate  
Industry Inspections  
Industry Airfreight & Shipments**

### **Please note:**

- 1. Cumulative airfreight & shipment volume is indicated on the right hand axis.**
- 2. Weekly airfreight & shipment volume is indicated on the left hand axis.**

**Issued by Stone Joint Marketing Forum  
In co-operation with PPECB**

**For enquiries please contact:**

***Stefan Conradie: Office 021-870 2923 or Cell: 083 264 7101***

***Suzelna Louw: 021-870 2900***

## **Table of Contents**

Stone Fruit Export Estimate: All Markets .....	3
Plum Export Estimate per Cultivar.....	3
Plums Passed For Export.....	4
Plums Passed For Export: Week 40-50 .....	4
Plum Airfreight & Shipments.....	5
European Market: Plum Airfreight & Shipments.....	6
Middle East Market: Airfreight & Shipments .....	7

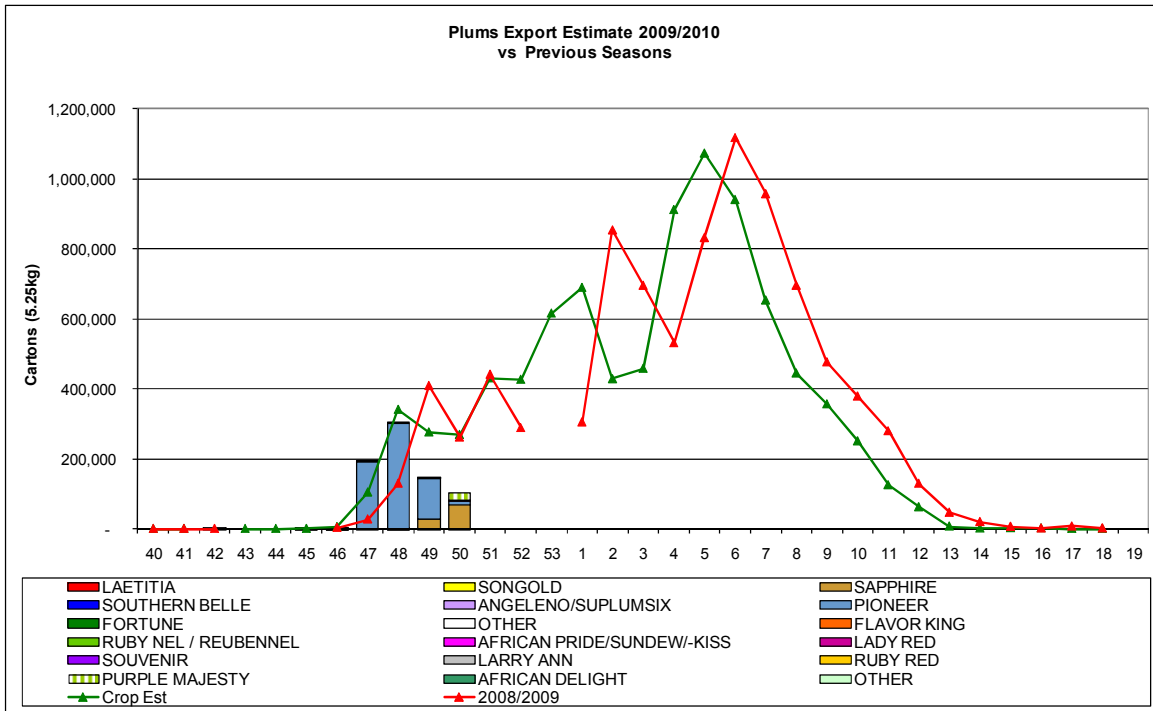
## Stone Fruit Export Estimate: All Markets

Product	Carton eq (kg)	2006/2007	2007/2008	2008/2009	3 yr avg	Est 2009/2010	Estimate vs Previous Season	
APRICOTS	4.75	658,329	813,444	1,035,392	835,721	901,112	-13%	-134,280
NECTARINES	2.5	1,868,740	1,953,724	1,969,146	1,930,537	2,279,551	16%	310,405
PEACHES	2.5	738,442	818,304	854,721	803,822	847,826	-1%	-6,895
PLUMS/PRUNES	5.25	7,741,120	8,836,747	8,896,927	8,491,598	8,737,411	-2%	-159,516
Grand Total		11,006,631	12,422,219	12,756,185	12,061,678	12,765,900	0%	9,715

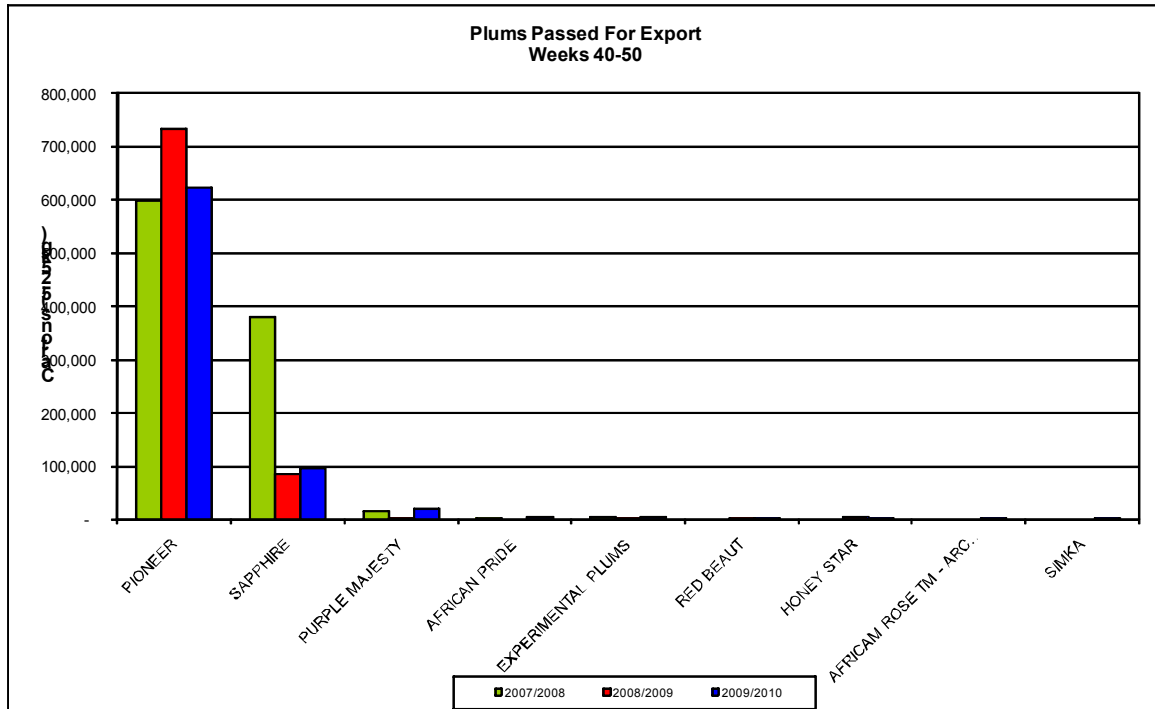
## Plum Export Estimate per Cultivar

Cultivar	2006/2007	2007/2008	2008/2009	3 yr avg	Est 2009/2010	Est vs Previous Season	
LAETITIA	1,769,394	2,225,619	1,920,724	1,971,912	1,904,162	-16,562	-1%
SONGOLD	1,569,831	1,637,363	1,613,451	1,606,882	1,533,303	-80,148	-5%
SAPPHIRE	683,053	748,529	823,584	751,722	742,050	-81,534	-10%
PIONEER	748,938	602,448	766,305	705,897	656,753	-109,552	-14%
ANGELENO / SUPLUMSIX	560,095	695,945	631,716	629,252	659,830	28,114	4%
SOUTHERN BELLE	457,818	648,244	611,065	572,376	600,432	-10,632	-2%
FORTUNE	456,513	557,028	593,497	535,679	603,691	10,193	2%
AFRICAN PRIDE/SUNKISS	264,192	325,141	388,702	326,012	400,263	11,562	3%
LADY RED	221,859	270,881	288,250	260,330	310,103	21,854	8%
FLAVOR KING	195,472	242,229	260,041	232,581	267,199	7,157	3%
SOUVENIR	173,944	278,077	264,878	238,966	260,115	-4,763	-2%
RUBY NEL / REUBENNEL	204,697	145,856	169,584	173,379	161,934	-7,650	-5%
LARRY ANN	149,379	117,771	140,818	135,989	137,852	-2,966	-2%
SUNDEW	27,018	62,974	69,592	53,195	64,028	-5,564	-8%
AFRICAN DELIGHT			13,890	13,890	69,448	55,558	400%
RUBY RED	66,911	62,433	54,640	61,328	54,640	-	0%
PURPLE MAJESTY	10,902	31,852	42,452	28,402	52,903	10,451	25%
SUNBREEZE	14,527	13,161	33,272	20,320	36,599	3,327	10%
OTHER	166,577	171,195	210,467	182,746	222,106	11,639	6%
Grand Total	7,741,120	8,836,747	8,896,927	8,500,858	8,737,411	-159,516	-2%

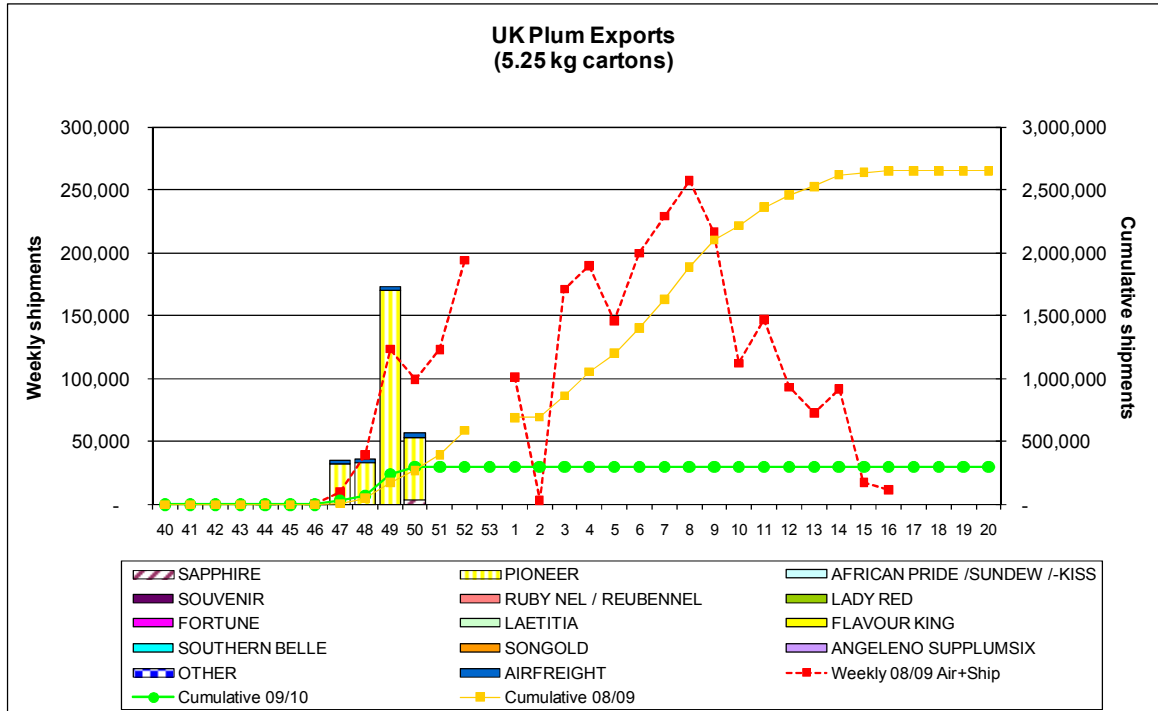
# Plums Passed For Export



# Plums Passed For Export: Week 40-50

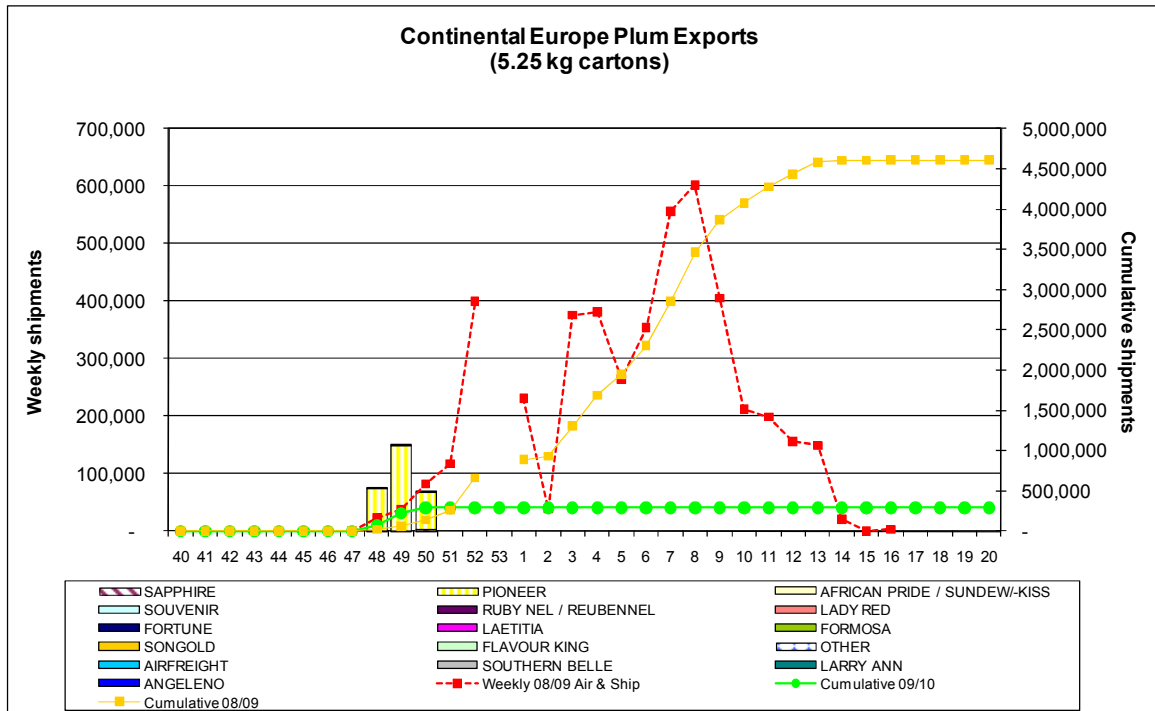


# Plum Airfreight & Shipments



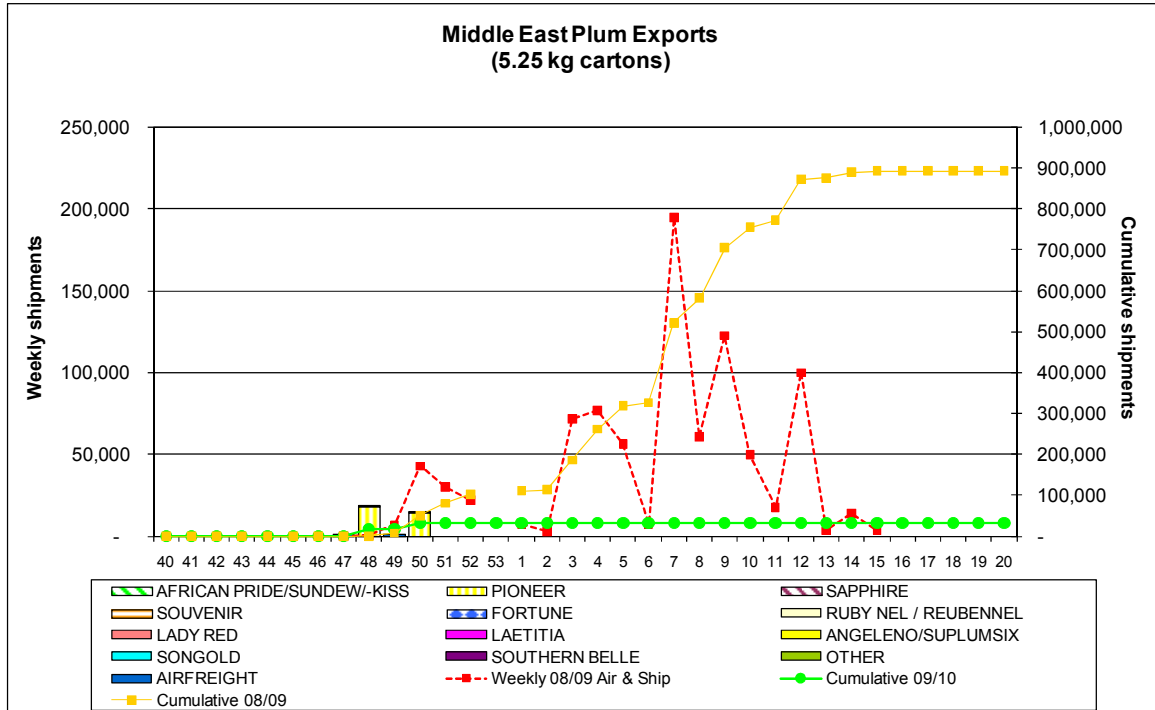
Weekly volumes	2008/2009	2009/2010	Difference	
Week 50	99,530	56,226	-43,304	-44%
Cumulative volumes				
Week 40 to 50	272,485	300,456	27,971	10%

# European Market: Plum Airfreight & Shipments



Weekly volumes	2008/2009	2009/2010	Difference	
Week 50	82,361	68,498	-13,863	-17%
<b>Cumulative volumes</b>				
Week 40 to 50	143,130	291,704	148,574	104%

# Middle East Market: Airfreight & Shipments



Weekly volumes	2008/2009	2009/2010	Difference	
Week 50	42,927	13,933	-28,993	-68%
<b>Cumulative volumes</b>				
Week 40 to 50	51,087	32,757	-18,330	-36%